

HASTINGS ISD #200 BOARD REPORT FOR THE MONTH ENDING: April 2026

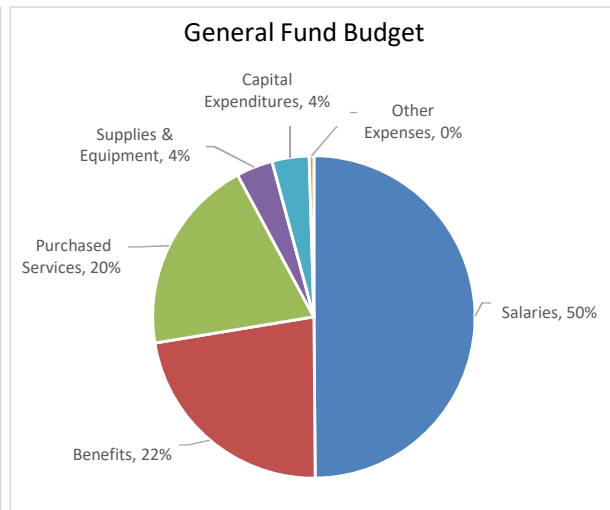
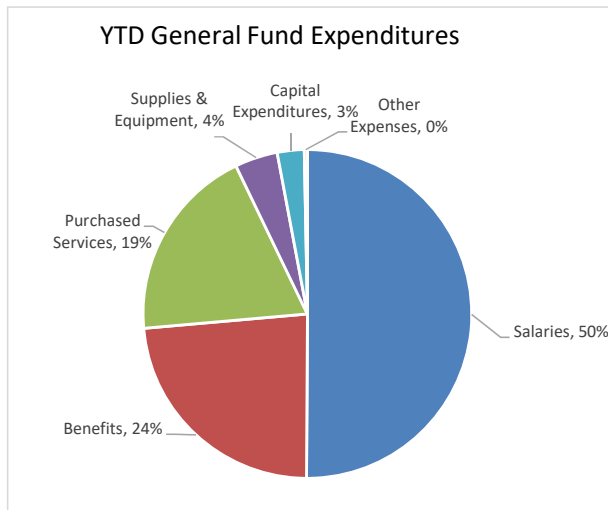
EXPENDITURE TOTALS

	FY 2026 Budget (REV)	**Monthly Expenditures	Year-to-Date Expenditures	Remaining Balance	% Spent
General Fund (01)					
100 Salaries	35,318,477	2,871,886	24,171,642	11,146,836	68%
200 Benefits	15,956,927	1,249,318	11,354,909	4,602,018	71%
300 Purchased Services	13,984,601	1,144,256	9,285,844	4,698,757	66%
400 Supplies & Equipment	2,592,729	76,625	2,026,234	566,495	78%
500 Capital Expenditures	2,638,174	41,120	1,272,919	1,365,255	48%
800 Other Expenses	322,822	15,269	150,436	172,385	47%
	70,813,730	5,398,475	48,261,984	22,551,746	68%
Food Service Fund (02)	3,517,837	330,573	2,793,823	724,014	79%
Community Service Fund (04)	2,847,673	211,850	2,128,549	719,124	75%
Building Construction Fund (06)	563,602	22,982	116,278	447,324	21%
Debt Service Fund (07)	4,686,350	0	4,685,200	1,150	100%
Student Activities Fund (10)	275,000	28,504	331,589	(56,589)	121%
Deferred Accounts- Donations/Misc Fund (11)	640,619	47,104	508,066	132,553	79%
Scholarships Fund (12)	140,000	3,500	153,000	(13,000)	109%
Totals	\$83,484,811	\$6,042,989	\$58,978,489	\$24,506,322	

** Monthly expenditures include payroll and finance.

** Some payments are coded to revenue codes and are not included in above monthly expenditures but are included on payment registers.

** Some July/August payment register expenses are posted to June due to timing of incurred expense and are not included in above monthly expenditures.



PAYROLL DISBURSEMENTS

Checks & Direct Deposits	4/1/2026	4/30/2026	1,972,195	Pay dates 4/3 and 4/20 Bd. Share \$427,868
Liability Checks & Wires	4/1/2026	4/30/2026	1,596,549	
Total			\$3,568,743	

FINANCE DISBURSEMENTS

Checks & Wires	4/1/2026	4/30/2026	1,591,383
Total			\$1,591,383

SELF-FUNDED INSURANCE

	Revenue YTD	Expenses YTD	YTD Balance
Dental	633,263	502,007	\$131,255
Health	8,500,204	8,121,027	\$379,177

HASTINGS

FY 2025-26 - Budget to Actual Comparison
 Month Ended April 30, 2026

REVENUE & EXPENDITURES
 SUMMARY BY SOURCE, OBJECT
 SERIES & PROGRAM SERIES

April 30, 2026

GENERAL FUND DETAILED (Fund 01,10,11,12)

REVENUE							April 30, 2026	April 30, 2025	April 30, 2024
REVENUE CATEGORIES	June 30, 2024	June 30, 2025	Adopted Budget FY26	Revised Budget FY26	Received YTD	Budget Remaining	% of Budget Received	% of Actuals Received	% of Actuals Received
Property Tax	\$ 14,283,473	\$ 16,231,220	\$ 16,232,034	\$ 16,231,521	\$ 7,175,399	\$ 9,056,122	44.21%	43.40%	44.44%
Local Revenue (Fees, Interest, Etc.)	\$ 3,558,465	\$ 3,761,739	\$ 2,491,158	\$ 2,951,458	\$ 3,525,601	(574,143)	119.45%	85.74%	90.70%
State Revenue	\$ 46,353,239	\$ 50,104,638	\$ 48,428,882	\$ 49,705,882	\$ 35,406,531	14,299,351	71.23%	71.47%	75.18%
Federal Revenue	\$ 3,200,553	\$ 1,718,352	\$ 1,453,531	\$ 1,605,332	\$ 411,087	1,194,245	25.61%	38.10%	60.54%
Other Revenue	\$ 445,045	\$ 521,567	\$ 226,500	\$ 226,500	\$ 68,755	157,745	30.36%	16.23%	23.02%
TOTAL REVENUE	\$ 67,840,775	\$ 72,337,516	\$ 68,832,105	\$ 70,720,693	\$ 46,587,373	\$ 24,133,320	65.88%	64.72%	68.49%

EXPENDITURES							April 30, 2026	April 30, 2025	April 30, 2024
OBJECT SERIES	June 30, 2024	June 30, 2025	Adopted Budget FY26	Revised Budget FY26	Expended YTD	Budget Remaining	% of Budget Expended	% of Actuals Expended	% of Actuals Expended
Salary & Wages	\$ 32,409,949	\$ 33,831,675	\$ 35,152,322	\$ 35,430,376	\$ 24,262,690	\$ 11,167,686	68.48%	70.59%	71.01%
Employee Benefits	\$ 14,515,095	\$ 14,637,250	\$ 16,267,128	\$ 15,978,395	\$ 11,366,554	4,611,841	71.14%	72.28%	71.58%
Purchased Services	\$ 11,360,622	\$ 12,590,669	\$ 12,963,388	\$ 14,258,798	\$ 9,706,761	4,552,037	68.08%	70.79%	74.16%
Supplies & Materials	\$ 1,999,355	\$ 3,264,620	\$ 3,121,534	\$ 2,977,474	\$ 2,216,229	761,245	74.43%	80.57%	83.87%
Capital Expenditures	\$ 3,433,364	\$ 3,309,617	\$ 2,720,675	\$ 2,754,673	\$ 1,382,823	1,371,850	50.20%	71.22%	90.43%
Debt Service	\$ -	\$ -	\$ -	\$ -	\$ -	0	0.00%	0.00%	0.00%
Other Expenditures	\$ 527,439	\$ 517,111	\$ 456,918	\$ 469,632	\$ 319,582	150,050	68.05%	62.56%	65.65%
Other Financing Uses	\$ 301,752	\$ 415,282	\$ -	\$ -	\$ -	0	0.00%	0.00%	0.00%
TOTAL OBJECT SERIES	\$ 64,547,575	\$ 68,566,224	\$ 70,681,965	\$ 71,869,348	\$ 49,254,639	\$ 22,614,709	68.53%	71.01%	72.75%

PROGRAM SERIES							April 30, 2026	April 30, 2025	April 30, 2024
PROGRAM SERIES	June 30, 2024	June 30, 2025	Adopted Budget FY26	Revised Budget FY26	Expended YTD	Budget Remaining	% of Budget Expended	% of Actuals Expended	% of Actuals Expended
Administration	\$ 2,125,692	\$ 2,200,195	\$ 2,343,023	\$ 2,375,540	\$ 1,872,854	\$ 502,686	78.84%	80.01%	81.65%
District Support Services	2,529,185	3,162,391	3,472,149	3,498,810	2,733,609	765,201	78.13%	82.05%	85.25%
Ele & Sec Regular Instruction	27,536,015	29,122,591	30,005,309	30,631,685	20,682,448	9,949,237	67.52%	68.98%	68.97%
Career & Tech Instruction	893,888	925,084	961,153	977,743	644,769	332,974	65.94%	68.31%	66.51%
Special Education Instruction	11,746,765	12,425,179	13,411,487	13,774,473	8,764,837	5,009,636	63.63%	66.25%	68.25%
Instructional Support Services	2,899,636	3,469,068	3,121,292	3,199,037	2,065,914	1,133,123	64.58%	65.59%	68.05%
Pupiii Support Services	8,401,946	8,785,611	9,005,980	9,197,531	6,601,552	2,595,979	71.78%	71.86%	72.94%
Site, Building & Equipment	7,891,013	7,909,716	7,768,187	7,621,687	5,282,731	2,338,956	69.31%	78.92%	86.64%
Fiscal & Other Fixed Costs	523,435	566,389	593,384	592,842	605,926	(13,084)	102.21%	96.60%	99.89%
TOTAL PROGRAM SERIES	\$ 64,547,575	\$ 68,566,224	\$ 70,681,965	\$ 71,869,348	\$ 49,254,639	\$ 22,614,709	68.53%	71.01%	72.75%

HASTINGS
FY 2025-26 - Budget to Actual Comparison
Month Ended April 30, 2026

HASTINGS

April 30, 2026

FOOD SERVICE DETAILED (Fund 02)

REVENUE	June 30, 2024	June 30, 2025	Adopted Budget FY26	Revised Budget FY26	Received YTD	Budget Remaining	April 30, 2026 % of Budget Received	April 30, 2025 % Of Actual Received	April 30, 2024 % Of Actual Received
Local Revenue	\$ 43,854	\$ 27,806	\$ 20,000	\$ 24,000	\$ 8,884	\$ 15,116	37.02%	0.00%	0.00%
State Revenue	1,526,870	1,649,423	1,649,753	1,738,276	1,282,749	455,527	73.79%	72.38%	72.26%
Federal Revenue	1,312,276	1,216,963	1,211,713	1,166,391	733,215	433,176	62.86%	60.19%	61.55%
Sales	343,222	322,140	348,200	348,200	301,458	46,742	86.58%	101.34%	101.61%
Other Revenue	0	0	0	0	0	0	0.00%	0.00%	0.00%
TOTAL REVENUE	\$ 3,226,223	\$ 3,216,331	\$ 3,229,666	\$ 3,276,867	\$ 2,326,306	\$ 950,561	70.99%	70.04%	70.04%

EXPENDITURES BY OBJECT	June 30, 2024	June 30, 2025	Adopted Budget FY26	Revised Budget FY26	Expended YTD	Budget Remaining	April 30, 2026 % of Budget Expended	April 30, 2025 % Of Actual Expended	April 30, 2024 % Of Actual Expended
Salary & Wages	\$ 997,975	\$ 1,129,135	\$ 1,177,729	\$ 1,175,673	\$ 931,813	\$ 243,860	79.26%	74.97%	74.35%
Employee Benefits	283,846	283,604	308,312	311,270	\$ 257,764	53,506	82.81%	76.92%	76.46%
Purchased Services	272,869	236,103	267,850	267,850	\$ 155,916	111,934	58.21%	69.22%	70.67%
Supplies & Materials	1,598,212	1,629,175	1,611,229	1,641,044	\$ 1,324,068	316,976	80.68%	79.77%	77.23%
Capital Expenditures	135,497	195,862	90,000	120,000	\$ 122,753	(2,753)	102.29%	106.13%	100.00%
Debt Service	0	0	0	0	\$ -	0	0.00%	0.00%	0.00%
Other Expenditures	14,846	14,063	2,000	2,000	\$ 1,510	490	75.49%	88.07%	89.10%
Other Financing Uses	0	0	0	0	0	0	0.00%	0.00%	0.00%
TOTAL EXPENDITURES	\$ 3,303,245	\$ 3,487,942	\$ 3,457,120	\$ 3,517,837	\$ 2,793,823	\$ 724,014	79.42%	78.78%	76.74%

HASTINGS
FY 2025-26 - Budget to Actual Comparison
Month Ended April 30, 2026

HASTINGS

April 30, 2026

COMMUNITY EDUCATION DETAILED (Fund 04)

							April 30, 2026 % of Budget Received	April 30, 2025 % Of Actual Received	April 30, 2024 % Of Actual Received
REVENUE	June 30, 2024	June 30, 2025	Adopted Budget FY26	Revised Budget FY26	Received YTD	Budget Remaining			
Property Tax	\$ 464,013	\$ 444,853	\$ 441,822	\$ 441,822	\$ 281,365	\$ 160,457	63.68%	62.79%	61.10%
Local Revenue	1,899,808	1,889,634	1,899,663	1,899,663	1,617,778	281,885	85.16%	87.62%	85.78%
General State Revenue	3,125	2,881	3,132	3,132	251	2,881	8.01%	5.82%	1.57%
State Support Program	427,161	481,515	509,198	506,793	448,178	58,615	88.43%	90.45%	91.02%
Federal Revenue	9,258	0	0	0	0	0	0.00%	0.00%	0.00%
Other Revenue	6,773	13,608	0	0	4,823	(4,823)	0.00%	25.85%	85.70%
TOTAL REVENUE	\$ 2,810,138	\$ 2,832,491	\$ 2,853,816	\$ 2,851,410	\$ 2,352,395	\$ 499,015	82.50%	83.82%	82.13%

							April 30, 2026 % of Budget Expended	April 30, 2025 % Of Actual Expended	April 30, 2024 % Of Actual Expended
EXPENDITURES BY OBJECT	June 30, 2024	June 30, 2025	Adopted Budget FY26	Revised Budget FY26	Expended YTD	Budget Remaining			
Salary & Wages	\$ 1,775,081	\$ 1,773,618	\$ 1,722,548	\$ 1,713,179	\$ 1,313,890	\$ 399,289	76.69%	79.74%	77.72%
Employee Benefits	599,054	632,360	665,876	632,675	\$ 457,708	174,967	72.34%	87.89%	78.14%
Purchased Services	325,274	370,076	341,919	374,401	\$ 267,007	107,394	71.32%	95.82%	76.42%
Supplies & Materials	98,283	97,351	97,620	101,392	\$ 77,101	24,291	76.04%	66.49%	67.27%
Capital Expenditures	1,917	4,103	3,506	4,506	\$ 1,495	3,011	33.18%	138.35%	96.67%
Debt Service	0	0	0	0	\$ -	0	0.00%	0.00%	0.00%
Other Expenditures	66,768	67,063	21,202	21,521	\$ 11,349	10,172	52.73%	69.55%	70.24%
Other Financing Uses	0	0	0	0	0	0	0.00%	0.00%	0.00%
TOTAL EXPENDITURES	\$ 2,866,378	\$ 2,944,570	\$ 2,852,671	\$ 2,847,674	\$ 2,128,549	\$ 719,125	74.75%	82.62%	77.14%

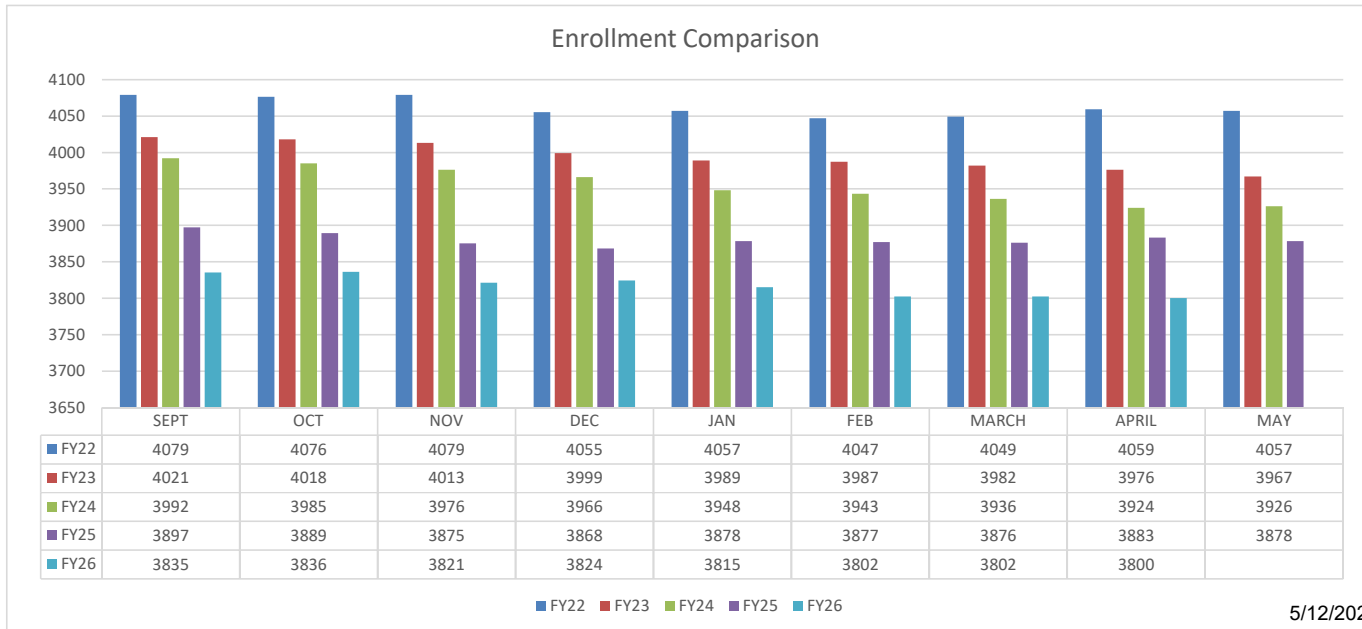
ELECTRONIC FUND TRANSFERS

<u>Date</u>	<u>From</u>	<u>To</u>	<u>Amount</u>	<u>Description</u>
4/1/2026	MSDLAF General	MSDLAF Dental Self Funded	59,929.06	Dental Insurance
4/1/2026	MSDLAF General	MSDLAF Health Self Funded	29,267.83	Health Insurance
4/2/2026	MSDLAF General	MSDLAF Payroll	1,719,029.71	Payroll
4/2/2026	MSDLAF General	MSDLAF AP	30,158.70	Accounts Payable
4/2/2026	MSDLAF General	MSDLAF Health Self Funded	814,406.65	Health Insurance
4/2/2026	MSDLAF General	MSDLAF Flex	18,243.51	Payroll
4/2/2026	MSDLAF Scholarship	MSDLAF ScholarshipMAX	30,000.00	Exchange
4/7/2026	Merchants Bank	MSDLAF General	50,000.00	Local Receipts
4/10/2026	MSDLAF General	MSDLAF AP	78,925.69	Accounts Payable
4/13/2026	MSDLAF General	Vermillion Bank	4,633.71	Local Receipts
4/13/2026	Merchants Bank	MSDLAF General	50,000.00	Local Receipts
4/15/2026	MSDLAF General	MSDLAF AP	11,341.41	Accounts Payable
4/15/2026	MSDLAF General	MSDLAF AP	386,626.14	Accounts Payable
4/16/2026	MSDLAF General	MSDLAF Health Self Funded	29,717.71	Health Insurance
4/17/2026	MSDLAF GeneralMAX	MSDLAF General	2,000,000.00	Exchange
4/20/2026	MSDLAF General	MSDLAF Payroll	1,781,026.77	Payroll
4/20/2026	MSDLAF General	MSDLAF AP	3,446.00	Accounts Payable
4/20/2026	MSDLAF General	MSDLAF Flex	18,065.81	Payroll
4/21/2026	Merchants Bank	MSDLAF General	25,000.00	Local Receipts
4/23/2026	MSDLAF GeneralMAX	MSDLAF General	2,000,000.00	Exchange
4/27/2026	MSDLAF General	MSDLAF AP	95,705.10	Accounts Payable
4/28/2026	MSDLAF GeneralMAX	MSDLAF General	5,000,000.00	Exchange
4/29/2026	MSDLAF General	MSDLAF Payroll	5,569.03	Payroll
4/29/2026	MSDLAF General	MSDLAF Dental Self Funded	63,618.63	Dental Insurance
4/30/2026	MSDLAF General	MSDLAF GeneralMAX	2,000,000.00	Exchange
4/30/2026	MSDLAF Payroll	MSDLAF AP	89,719.30	Accounts Payable
4/30/2026	MSDLAF General	MSDLAF Scholarship	4,332.00	Local Receipts
4/30/2026	MSDLAF General	MSDLAF AP	27,620.04	Accounts Payable

\$16,426,382.80

ENROLLMENT

<u>GRADE</u>	<u>COUNT</u>	<u>SCHOOL</u>	<u>COUNT</u>
K	262	ALP	47
1	258	High School	1258
2	253	Middle School	1163
3	273	Kennedy Elementary	452
4	286	Pinecrest Elementary	408
5	287	McAuliffe Elementary	472
6	278		3800
7	294		
8	304		
9	325		
10	296	Elementary	1332
11	328	Middle School	1163
12	356	High School/ALP	1305
	3800	Total District	3800



INDEPENDENT SCHOOL DISTRICT NO. 200
Hastings High School and Middle School
Extra Curricular Student Activity Accounts
Statement of Receipts and Disbursements
Year ended June 30, 2026
Current Statement as of 4/30/2026

Crs Code	Activity Account	Balance 7/1/2025	Receipts	Disbursements	Subtotal (Less Interest)	Interest Earned	Balance 4/30/2026
601	Art Club	342.61	4,649.00	8.37	4,983.24	38.7727	5,022.01
608	AVID	2,309.08	0.00	1,426.01	883.07	44.5175	927.59
602	Band	1,852.94	5,432.25	4,644.84	2,640.35	78.9018	2,719.25
605	Basketball - Boys	5,276.27	0.00	1,074.87	4,201.40	128.2723	4,329.67
609	Choir Tour	1,769.44	-1,500.00	0.00	269.44	32.7105	302.15
610	Cross Country Running	549.60	910.00	1,206.00	253.60	14.4256	268.03
613	Fellowship Christian Athletes (FCA)	3,481.12	4,705.00	4,194.72	3,991.40	111.1525	4,102.55
615	Gymnastics	4,213.33	833.47	0.00	5,046.80	128.4398	5,175.24
616	French Honor Society (FHS)	1,548.07	5,007.75	1,423.28	5,132.54	79.1663	5,211.71
622	Marching Band	47,025.43	39,724.86	70,967.52	15,782.77	709.9462	16,492.72
675	INTEREST EARNED	0.00	4,081.96	0.00	4,081.96	-	0.00
623	National Honor Society (NHS)	2,842.95	7,468.75	180.01	10,131.69	132.1448	10,263.83
625	Nordic Skiing	360.57	2,928.50	1,455.55	1,833.52	30.1208	1,863.64
626	Orchestra	213.16	0.00	0.00	213.16	5.8469	219.01
618	Peer Helpers	103.33	193.00	21.04	275.29	4.9225	280.21
632	Show Choir	44,492.93	147,897.85	189,236.14	3,154.64	742.8647	3,897.50
647	Spanish Club	5,489.94	10,133.70	13,211.77	2,411.87	125.6717	2,537.54
650	Student Council	43,929.25	38,552.00	34,769.87	47,711.38	1,109.6626	48,821.04
652	Tennis - Boys	3,213.88	20.00	228.10	3,005.78	82.6866	3,088.47
653	Tennis - Girls	1,321.76	886.00	2,202.93	4.83	12.9692	17.80
655	Thespians	141.67	166.00	0.00	307.67	5.6373	313.31
656	Track	10,643.97	6,700.20	5,224.65	12,119.52	275.5415	12,395.06
654	Ultimate Frisbee	646.90	210.00	0.00	856.90	19.0736	875.97
665	Middle School Yearbook	14.47	0.00	0.00	14.47	0.3969	14.87
666	Middle School Student Council	6,172.55	0.00	113.41	6,059.14	168.1155	6,227.26
		187,955.22	279,000.29	331,589.08	135,366.43	4,081.9600	135,366.43

INDEPENDENT SCHOOL DISTRICT NO. 200
HASTINGS, MINNESOTA
TREASURER'S REPORT TO SCHOOL BOARD

April 2026 Investment Reconciliation - %-104-%

FUNDS	BALANCE BEGINNING OF MONTH	RECEIPTS	DISBURSEMENTS	BALANCE END OF MONTH
GENERAL FUND - 01	17,000,000.00	10,000,000.00	0.00	27,000,000.00
SCHOLARSHIP FUND - 12	10,000.00	0.00	0.00	10,000.00
DENTAL SELF FUNDED - 20	490,000.00	0.00	0.00	490,000.00
HEALTH SELF FUNDED - 21	2,000,000.00	0.00	0.00	2,000,000.00
TOTALS	19,500,000.00	10,000,000.00	0.00	<u>29,500,000.00</u>

RECONCILEMENT OF TREASURER'S BALANCE WITH BANK

DESCRIPTION	BALANCE PER BANK STATEMENT	OTHER RECONCILING ITEMS	BALANCE PER TREASURER'S BOOKS
Certificates of Deposit - MSDLAF - General	0.00	0.00	0.00
Term - MSDLAF - General	27,000,000.00	0.00	27,000,000.00
Scholarship CD	10,000.00	0.00	10,000.00
Certificates of Deposit - MSDLAF - Dental	490,000.00	0.00	490,000.00
Term - MSDLAF - Health	2,000,000.00	0.00	2,000,000.00
TREASURER'S BALANCE	29,500,000.00	0.00	<u>29,500,000.00</u>

INDEPENDENT SCHOOL DISTRICT NO. 200
HASTINGS, MINNESOTA
TREASURER'S REPORT TO SCHOOL BOARD

April 2026 Bank Reconciliation

FUNDS	BALANCE BEGINNING OF MONTH	RECEIPTS	DISBURSEMENTS	JOURNAL ENTRIES	BALANCE END OF MONTH
GENERAL FUND- 01	20,534,200.07	6,749,599.01	(2,937,045.77)	(12,613,953.59)	11,732,799.72
FOOD SERVICE FUND - 02	214,993.71	312,784.86	(197,307.83)	(133,455.11)	197,015.63
COMMUNITY ED - 04	666,157.83	181,699.82	(31,802.78)	(176,009.51)	640,045.36
BUILDING CONSTRUCTION - 06	471,426.27	1,363.61	(22,982.23)	0.00	449,807.65
DEBT REDEMPTION - 07	2,734,644.76	0.00	0.00	4,092.99	2,738,737.75
STUDENT ACTIVITY FUND -10	119,869.32	42,466.92	(26,368.29)	(601.52)	135,366.43
DEFERRED ACCOUNTS - 11	502,862.55	33,424.95	(44,428.05)	5,426.63	497,286.08
SCHOLARSHIP - 12	260,653.67	10,115.80	(3,500.00)	0.00	267,269.47
DENTAL SELF FUNDED - 20	1,043,955.71	3,003.85	(40,227.08)	63,618.63	1,070,351.11
HEALTH SELF FUNDED -21	3,621,034.12	8,905.91	(1,279,332.73)	881,017.38	3,231,624.68
OPEB PERA/CE TRUST - 45	7,389,079.85	0.00	0.00	20,497.70	7,409,577.55
TOTALS	37,558,877.86	7,343,364.73	(4,582,994.76)	(11,949,366.40)	<u>28,369,881.43</u>

RECONCILEMENT OF TREASURER'S BALANCE WITH BANK

DESCRIPTION	BALANCE PER BANK STATEMENT	OUTSTANDING CHECKS	OUTSTANDING DEPOSITS	OTHER RECONCILING ITEMS	BALANCE PER TREASURER'S BOOKS
Merchants Bank	114,644.74	0.00	0.00	34.57	114,679.31
MSDLAF AP	220,079.52	(984,404.88)	0.00	0.00	(764,325.36)
MSDLAF Payroll	141,993.28	(103,242.71)	0.00	0.00	38,750.57
MSDLAF Scholarship	269,769.47	(2,500.00)	0.00	0.00	267,269.47
MSDLAF General	17,101,458.25	0.00	22,595.10	0.00	17,124,053.35
MSDLAF Flex	127,754.31	(556.00)	0.00	0.00	127,198.31
MSDLAF Dental Self Funded	1,076,953.40	(6,602.29)	0.00	0.00	1,070,351.11
MSDLAF Health Self Funded	2,409,592.84	0.00	0.00	0.00	2,409,592.84
MSDLAF Bond Proceeds	454,529.88	(4,722.23)	0.00	0.00	449,807.65
Vermillion Bank	122,656.20	(6,721.97)	0.00	0.00	115,934.23
OPEB PERA/CE Trust Account	7,416,569.95	0.00	0.00	0.00	7,416,569.95
TREASURER'S BALANCE	29,456,001.84	(1,108,750.08)	22,595.10	34.57	<u>28,369,881.43</u>

HASTINGS PUBLIC SCHOOLS
Payment Reg by Bank and Check

											Pay/Void		
Bank	Batch	Pmt No	Check No	Pay Type	Grp Code	Rcd	Vendor	Tax Class	Print	Recon	Void	Date	Amount
MB	p610mb	114374		Wire	1	10229	MERCHANTS BANK FEES		No	Yes	No	04/08/2026	30.77
												Bank Total:	\$30.77
USAP	P61001	114358		Wire	1	11575	ARBITERSPORTS LLC - WIRE		No	Yes	No	04/02/2026	20,000.00
USAP	P609A	114401		Wire	1	11387	AMAZON CAPITAL SERVICES, INC		No	Yes	No	04/10/2026	11,028.43
USAP	P61015	114491		Wire	1	10920	AFFINETY - MERCH BANK FEES (WIRE)		No	Yes	No	04/15/2026	3,652.74
USAP	P61015	114492		Wire	1	2976	SALES TAX (MN DEPT REVENUE)		No	Yes	No	04/15/2026	316.00
USAP	P61015	114493		Wire	1	9012	PITNEY BOWES POSTAGE BY PHONE		No	Yes	No	04/15/2026	3,000.00
USAP	P609B	114551		Wire	1	9557	BMO HARRIS BANK NA		No	Yes	No	04/28/2026	24,573.61
USAP	P61030	114654		Wire	1	3167	MSDLAF BANK FEES		No	Yes	No	04/30/2026	187.51
USAP	P61030	114655		Wire	1	3917	MINNESOTA UI FUND		No	No	No	04/30/2026	2,334.02
USAP	P61030	114656		Wire	1	9935	ELEYO FEES		No	Yes	No	04/30/2026	969.39
USAP	P60930	114309	840486	Check	1	1665	INTERMEDIATE SCHOOL DIST 917		Yes	Yes	Yes	04/02/2026	(393.30)
USAP	P61001	114351	840531	Check	1	10630	ALL STRINGS ATTACHED		Yes	Yes	No	04/02/2026	134.99
USAP	P61001	114352	840532	Check	1	10641	BAYCOM INC		Yes	Yes	No	04/02/2026	1,079.00
USAP	P61001	114356	840533	Check	1	8741	CLARK, JAMIE		Yes	Yes	No	04/02/2026	36.54
USAP	P61001	114357	840534	Check	1	9582	ERICKSON, ANGILEE		Yes	Yes	No	04/02/2026	52.20
USAP	P61001	114353	840535	Check	1	1664	INTERMEDIATE DIST 287		Yes	Yes	No	04/02/2026	393.30
USAP	P61001	114350	840536	Check	1	10500	R4 MRI SOFTWARE LLC		Yes	Yes	No	04/02/2026	258.90
USAP	P61001	114355	840537	Check	1	2819	REPUBLIC SERVICES #923		Yes	Yes	No	04/02/2026	8,320.02
USAP	P61001	114354	840538	Check	1	2548	R1 T-MOBILE		Yes	Yes	No	04/02/2026	277.05
USAP	P61002	114382	840539	Check	1	10143	R1 AVID CENTER		Yes	Yes	No	04/10/2026	4,364.00
USAP	P61002	114386	840540	Check	1	11558	BATAGLIA, KATHERINE		Yes	Yes	No	04/10/2026	41.33
USAP	P61002	114397	840541	Check	1	6063	BUTLER, TEMIRA		Yes	Yes	No	04/10/2026	472.64
USAP	P61002	114398	840542	Check	1	6687	CLARK, DAVID		Yes	Yes	No	04/10/2026	30.52
USAP	P61002	114396	840543	Check	1	5504	COON RAPIDS HIGH SCHOOL		Yes	No	No	04/10/2026	300.00
USAP	P61002	114385	840544	Check	1	10938	DERAU CONSTRUCTION LLC		Yes	Yes	No	04/10/2026	5,015.00
USAP	P61002	114400	840545	Check	1	8758	GREEN, MICHAEL		Yes	Yes	No	04/10/2026	90.00
USAP	P61002	114395	840546	Check	1	4980	HANSON, TRENT		Yes	No	No	04/10/2026	646.05
USAP	P61002	114388	840547	Check	1	11750	HERMANSON, SAMANTHA		Yes	Yes	No	04/10/2026	27.12
USAP	P61002	114384	840548	Check	1	10645	HOFMEISTER, KRISTEN		Yes	Yes	No	04/10/2026	54.23
USAP	P61002	114391	840549	Check	1	12223	HOVLAND, RACHEAL		Yes	Yes	No	04/10/2026	19.94
USAP	P61002	114387	840550	Check	1	11726	JOHNSON, STEFANIE		Yes	Yes	No	04/10/2026	30.16
USAP	P61002	114399	840551	Check	1	7676	KASEL, JEANNE		Yes	Yes	No	04/10/2026	303.75
USAP	P61002	114389	840552	Check	1	12120	KELLY SERVICES		Yes	Yes	No	04/10/2026	66,796.64
USAP	P61002	114383	840553	Check	1	10476	MILLER, DANA		Yes	Yes	No	04/10/2026	167.36
USAP	P61002	114390	840554	Check	1	12203	PEDIATRIC HOME RESPIRATORY SERV		Yes	Yes	No	04/10/2026	375.00
USAP	P61002	114393	840555	Check	1	3029	SCHMITT MUSIC		Yes	Yes	No	04/10/2026	62.54

HASTINGS PUBLIC SCHOOLS
Payment Reg by Bank and Check

Bank	Batch	Pmt No	Check No	Pay Type	Grp Code	Rcd	Vendor	Tax Class	Print	Recon	Void	Pay/Void		Amount
												Date		
USAP	P61002	114392	840556	Check	1	12230	SEIBERT, JACK		Yes	Yes	No	04/10/2026		9.93
USAP	P61002	114394	840557	Check	1	4759	WESTLUND, CINDY		Yes	No	No	04/10/2026		119.48
USAP	P61015	114469	840558	Check	1	5510	ACCELERATED TECHNOLOGIES		Yes	Yes	No	04/15/2026		280.00
USAP	P61015	114402	840559	Check	1	1015	ACT		Yes	Yes	No	04/15/2026		8,147.25
USAP	P61015	114422	840560	Check	1	12168	AMPERSAND THERAPY LLC		Yes	Yes	No	04/15/2026		24,320.00
USAP	P61015	114408	840561	Check	1	10919	R1 ARVIG		Yes	Yes	No	04/15/2026		1,255.95
USAP	P61015	114471	840562	Check	1	6190	R3 AVIBEN LLC		Yes	Yes	No	04/15/2026		583.87
USAP	P61015	114467	840563	Check	1	5112	BIO CORPORATION		Yes	No	No	04/15/2026		2,370.67
USAP	P61015	114414	840564	Check	1	1156	BIX PRODUCE COMPANY LLC		Yes	Yes	No	04/15/2026		3,196.57
USAP	P61015	114468	840565	Check	1	5226	BJORKLUND COMPENSATION CONSUL		Yes	No	No	04/15/2026		150.00
USAP	P61015	114479	840566	Check	1	7725	BOOK CITY		Yes	Yes	No	04/15/2026		333.00
USAP	P61015	114447	840567	Check	1	1949	BRIGHTWORKS		Yes	Yes	No	04/15/2026		50.00
USAP	P61015	114426	840568	Check	1	12222	R1 BROOKAIRE COMPANY LLC		Yes	Yes	No	04/15/2026		5,553.31
USAP	P61015	114476	840569	Check	1	7120	R2 BSN SPORTS LLC		Yes	Yes	No	04/15/2026		1,002.79
USAP	P61015	114421	840570	Check	1	12097	CADY BUSINESS TECHNOLOGIES, INC		Yes	Yes	No	04/15/2026		97.50
USAP	P61015	114485	840571	Check	1	8681	CANVAS HEALTH		Yes	Yes	No	04/15/2026		5,421.67
USAP	P61015	114465	840572	Check	1	3748	CENTERPOINT ENERGY		Yes	Yes	No	04/15/2026		25,590.21
USAP	P61015	114481	840573	Check	1	7911	CENTURYLINK		Yes	Yes	No	04/15/2026		80.52
USAP	P61015	114425	840574	Check	1	12202	CESO FINANCE LLC		Yes	Yes	No	04/15/2026		225.00
USAP	P61015	114419	840575	Check	1	11978	CHARPENTIER ENTERPRISES LLC		Yes	Yes	No	04/15/2026		397.80
USAP	P61015	114413	840576	Check	1	11236	CHORDS AND BOARDS LLC		Yes	Yes	No	04/15/2026		150.00
USAP	P61015	114432	840577	Check	1	1240	CLIMB THEATRE INC.		Yes	Yes	No	04/15/2026		3,000.00
USAP	P61015	114427	840578	Check	1	12227	CLOCWORKS INC		Yes	Yes	No	04/15/2026		1,079.95
USAP	P61015	114420	840579	Check	1	12002	COLUMN SOFTWARE PBC		Yes	Yes	No	04/15/2026		116.09
USAP	P61015	114433	840580	Check	1	1251	COMMERCIAL KITCHEN SERVICES		Yes	Yes	No	04/15/2026		1,645.22
USAP	P61015	114406	840581	Check	1	10730	COMMUNITIES IN SCHOOLS OF THE TV		Yes	Yes	No	04/15/2026		16,250.00
USAP	P61015	114434	840582	Check	1	1257	COMPUTER INTEGRATION TECHNOLO		Yes	Yes	No	04/15/2026		4,002.40
USAP	P61015	114473	840583	Check	1	6689	CREATIVE SEWING CENTERS INC		Yes	Yes	No	04/15/2026		1,406.13
USAP	P61015	114403	840584	Check	1	10245	CSTMN LLC		Yes	Yes	No	04/15/2026		11,586.24
USAP	P61015	114435	840585	Check	1	1286	CUB FOODS		Yes	Yes	No	04/15/2026		40.19
USAP	P61015	114474	840586	Check	1	6745	CULLIGAN OF STILLWATER		Yes	Yes	No	04/15/2026		725.00
USAP	P61015	114486	840587	Check	1	8840	DEFINITIVE TECHNOLOGY SOLUTIONS		Yes	Yes	No	04/15/2026		1,009.11
USAP	P61015	114487	840588	Check	1	8840	R2 DEFINITIVE TECHNOLOGY SOLUTIONS		Yes	Yes	No	04/15/2026		227.96
USAP	P61015	114407	840589	Check	1	10787	DOWNTOWN TIRE AND AUTO INC		Yes	Yes	No	04/15/2026		175.10
USAP	P61015	114490	840590	Check	1	9863	R2 GENUINE PARTS COMPANY		Yes	Yes	No	04/15/2026		197.51
USAP	P61015	114436	840591	Check	1	1456	GEYER INSTRUCTIONAL PRODUCTS		Yes	Yes	No	04/15/2026		435.00
USAP	P61015	114466	840592	Check	1	4842	R2 GOODIN CO		Yes	Yes	No	04/15/2026		6,617.60
USAP	P61015	114438	840593	Check	1	1482	GRAINGER, W.W..		Yes	Yes	No	04/15/2026		1,349.64

HASTINGS PUBLIC SCHOOLS
Payment Reg by Bank and Check

Bank	Batch	Pmt No	Check No	Pay Type	Grp Code	Rcd	Vendor	Tax Class	Print	Recon	Void	Pay/Void		Amount
												Date		
USAP	P61015	114439	840594	Check	1	1483	GRAPHIC DESIGN INC		Yes	Yes	No	04/15/2026		741.00
USAP	P61015	114440	840595	Check	1	1494	GREY HOUSE PUBLISHING		Yes	Yes	No	04/15/2026		153.14
USAP	P61015	114460	840596	Check	1	3030	GROTH MUSIC		Yes	Yes	No	04/15/2026		269.54
USAP	P61015	114404	840597	Check	1	10420	HOPE ENGLISH-SPANISH INTERPRETE		Yes	No	No	04/15/2026		1,555.00
USAP	P61015	114443	840598	Check	1	1845	HORIZON COMMERCIAL POOL SUPPLY		Yes	Yes	No	04/15/2026		244.02
USAP	P61015	114418	840599	Check	1	11943	R1 IMPERIAL DADE		Yes	Yes	No	04/15/2026		2,490.03
USAP	P61015	114464	840600	Check	1	3584	INFOPRO LEGAL RESOURCES INC		Yes	Yes	No	04/15/2026		1,995.00
USAP	P61015	114478	840601	Check	1	7721	R3 INNOVATIVE OFFICE SOLUTIONS		Yes	Yes	No	04/15/2026		5,957.74
USAP	P61015	114441	840602	Check	1	1657	INSECT LORE		Yes	Yes	No	04/15/2026		60.94
USAP	P61015	114429	840603	Check	1	12324	ISD #2909 - ROCK RIDGE HS		Yes	No	No	04/15/2026		360.00
USAP	P61015	114442	840604	Check	1	1679	R1 J.W. PEPPER & SON INC		Yes	Yes	No	04/15/2026		497.58
USAP	P61015	114470	840605	Check	1	5828	JIM CARLSON LEASING CO.		Yes	Yes	No	04/15/2026		730.00
USAP	P61015	114431	840606	Check	1	12330	KATIE WIERTZEMA		Yes	Yes	No	04/15/2026		476.44
USAP	P61015	114461	840607	Check	1	3071	KENNEDY PETTY CASH ACCOUNT		Yes	Yes	No	04/15/2026		478.33
USAP	P61015	114475	840608	Check	1	6786	KOEHLER & DRAMM		Yes	Yes	No	04/15/2026		115.36
USAP	P61015	114489	840609	Check	1	9776	R1 LOFFLER COMPANIES		Yes	Yes	No	04/15/2026		587.00
USAP	P61015	114484	840610	Check	1	8342	M JUDGE ELECTRIC LLC		Yes	Yes	No	04/15/2026		415.00
USAP	P61015	114444	840611	Check	1	1894	MASSP		Yes	Yes	No	04/15/2026		885.00
USAP	P61015	114445	840612	Check	1	1914	MCEA EXECUTIVE OFFICE		Yes	Yes	No	04/15/2026		50.00
USAP	P61015	114416	840613	Check	1	11760	MCSAS PRODUCTIONS LLC		Yes	Yes	No	04/15/2026		500.00
USAP	P61015	114446	840614	Check	1	1942	MENARDS		Yes	Yes	No	04/15/2026		106.89
USAP	P61015	114448	840615	Check	1	1977	MINNESOTA COACHES LLC		Yes	Yes	No	04/15/2026		97,871.34
USAP	P61015	114430	840616	Check	1	12325	MORAVIA EDUCATION INC		Yes	Yes	No	04/15/2026		485.89
USAP	P61015	114480	840617	Check	1	7883	R1 NAC MECHANICAL & ELECRICAL SERV		Yes	Yes	No	04/15/2026		892.56
USAP	P61015	114472	840618	Check	1	6651	NASP INC		Yes	No	No	04/15/2026		865.00
USAP	P61015	114417	840619	Check	1	11771	NOVA EDUCATION CONSULTANTS		Yes	Yes	No	04/15/2026		5,520.00
USAP	P61015	114488	840620	Check	1	9771	OPG-3 INC.		Yes	Yes	No	04/15/2026		7,671.57
USAP	P61015	114449	840621	Check	1	2163	R1 PAN-O-GOLD BAKING CO		Yes	Yes	No	04/15/2026		1,399.88
USAP	P61015	114410	840622	Check	1	11186	R2 PERFORMANCE FOOD SERVICE		Yes	Yes	No	04/15/2026		3,093.01
USAP	P61015	114415	840623	Check	1	11740	PRAIRIE FARMS - WOODBOURY, MN		Yes	Yes	No	04/15/2026		11,329.19
USAP	P61015	114424	840624	Check	1	12193	PYE-BARKER FIRE & SAFETY LLC		Yes	Yes	No	04/15/2026		423.20
USAP	P61015	114477	840625	Check	1	7314	REGENTS OF UNIVERSITY OF MN		Yes	Yes	No	04/15/2026		322.00
USAP	P61015	114450	840626	Check	1	2267	REGION V COMPUTER SERVICES		Yes	Yes	No	04/15/2026		13,527.00
USAP	P61015	114482	840627	Check	1	7918	RIESTER REFRIGERATION		Yes	Yes	No	04/15/2026		1,735.00
USAP	P61015	114405	840628	Check	1	10576	R1 RIVERSIDE INSIGHTS		Yes	Yes	No	04/15/2026		180.00
USAP	P61015	114437	840629	Check	1	1480	RYAN & GORDYS GLASS INC		Yes	Yes	No	04/15/2026		785.23
USAP	P61015	114463	840630	Check	1	3343	SALEM PRESS		Yes	Yes	No	04/15/2026		291.46
USAP	P61015	114451	840631	Check	1	2347	R1 SCHOLASTIC BOOK FAIRS		Yes	Yes	No	04/15/2026		1,027.23

HASTINGS PUBLIC SCHOOLS
Payment Reg by Bank and Check

Bank	Batch	Pmt No	Check No	Pay Type	Grp Code	Rcd	Vendor	Tax Class	Print	Recon	Void	Pay/Void		Amount
												Date		
USAP	P61015	114412	840632	Check	1	11196	R1	SHRED IT USA - C/O STERICYCLE INC.	Yes	Yes	No	04/15/2026		111.52
USAP	P61015	114452	840633	Check	1	2445		ST. JOHN THE BAPTIST SCHOOL	Yes	No	No	04/15/2026		9,840.52
USAP	P61015	114483	840634	Check	1	8109		STRATEGIC STAFFING SOLUTIONS	Yes	Yes	No	04/15/2026		11,064.00
USAP	P61015	114428	840635	Check	1	12317		TEACHERGEEK, INC	Yes	Yes	No	04/15/2026		956.00
USAP	P61015	114453	840636	Check	1	2519		TEAM SPORTING GOODS	Yes	Yes	No	04/15/2026		3,239.03
USAP	P61015	114409	840637	Check	1	10990		TEAMWORKS INTERNATIONAL INC.	Yes	Yes	No	04/15/2026		4,061.25
USAP	P61015	114454	840638	Check	1	2522		TERRY'S HARDWARE	Yes	Yes	No	04/15/2026		818.96
USAP	P61015	114455	840639	Check	1	2548	R1	T-MOBILE	Yes	Yes	No	04/15/2026		260.00
USAP	P61015	114456	840640	Check	1	2559		TRIO SUPPLY	Yes	Yes	No	04/15/2026		2,790.74
USAP	P61015	114462	840641	Check	1	3277		UPPER LAKES FOODS, INC	Yes	Yes	No	04/15/2026		49,690.91
USAP	P61015	114423	840642	Check	1	12191		URDAHL, TROY	Yes	Yes	No	04/15/2026		239.00
USAP	P61015	114457	840643	Check	1	2597		VERTICAL ENDEAVORS INC	Yes	Yes	No	04/15/2026		1,000.00
USAP	P61015	114411	840644	Check	1	11187	R1	VISTAR	Yes	Yes	No	04/15/2026		3,056.22
USAP	P61015	114458	840645	Check	1	2641		WESTERN PSYCHOLOGICAL SERVICE:	Yes	Yes	No	04/15/2026		375.00
USAP	P61015	114459	840646	Check	1	2654	R1	WILD MOUNTAIN	Yes	Yes	No	04/15/2026		1,800.00
USAP	P61003	114499	840647	Check	1	7883	R1	NAC MECHANICAL & ELECRICAL SERV	Yes	Yes	No	04/17/2026		536.50
USAP	P61003	114498	840648	Check	1	1882		OFFICE OF MN IT SERVICES	Yes	No	No	04/17/2026		73.50
USAP	P61003	114496	840649	Check	1	10122		SOUTHERN HILLS GOLF COURSE	Yes	Yes	No	04/17/2026		2,356.00
USAP	P61003	114497	840650	Check	1	12187		YOUNG REMBRANDTS	Yes	Yes	No	04/17/2026		480.00
USAP	P61004	114545	840651	Check	1	6768		BUMP, MICHELLE	Yes	Yes	No	04/24/2026		23.14
USAP	P61004	114544	840652	Check	1	6063		BUTLER, TEMIRA	Yes	Yes	No	04/24/2026		162.45
USAP	P61004	114539	840653	Check	1	2884		CHILDREN'S THEATRE	Yes	No	No	04/24/2026		880.00
USAP	P61004	114528	840654	Check	1	11370		CONWAY, JONAH	Yes	Yes	No	04/24/2026		132.18
USAP	P61004	114543	840655	Check	1	5907		DULUTH DENFIELD HS	Yes	No	No	04/24/2026		200.00
USAP	P61004	114538	840656	Check	1	2365		EAST RIDGE HIGH SCHOOL	Yes	No	No	04/24/2026		350.00
USAP	P61004	114530	840657	Check	1	11913		FARBER, MICHAEL	Yes	No	No	04/24/2026		25.01
USAP	P61004	114540	840658	Check	1	3800		FOX, MARY ELLEN	Yes	Yes	No	04/24/2026		22.84
USAP	P61004	114547	840659	Check	1	9641		HANSEY, JACLYN	Yes	No	No	04/24/2026		70.52
USAP	P61004	114534	840660	Check	1	12284		IDEAL ENERGIES SOLAR LEASING 202!	Yes	No	No	04/24/2026		886.51
USAP	P61004	114532	840661	Check	1	12120		KELLY SERVICES	Yes	Yes	No	04/24/2026		85,884.20
USAP	P61004	114533	840662	Check	1	12165	R21	KRISTIN HORNING	Yes	Yes	No	04/24/2026		100.00
USAP	P61004	114541	840663	Check	1	4233		LAKEVILLE NORTH HIGH SCHOOL	Yes	No	No	04/24/2026		225.00
USAP	P61004	114542	840664	Check	1	5218		LEE, ERIN	Yes	Yes	No	04/24/2026		9.99
USAP	P61004	114546	840665	Check	1	7883	R1	NAC MECHANICAL & ELECRICAL SERV	Yes	No	No	04/24/2026		4,743.22
USAP	P61004	114535	840666	Check	1	2104		NORTHFIELD HIGH SCHOOL	Yes	No	No	04/24/2026		250.00
USAP	P61004	114536	840667	Check	1	2146		ORKIN PEST CONTROL INC.	Yes	Yes	No	04/24/2026		387.25
USAP	P61004	114537	840668	Check	1	2306		ROSEMOUNT HIGH SCHOOL	Yes	No	No	04/24/2026		620.00
USAP	P61004	114531	840669	Check	1	12071		STENGER, SARA	Yes	Yes	No	04/24/2026		82.79

HASTINGS PUBLIC SCHOOLS
Payment Reg by Bank and Check

Bank	Batch	Pmt No	Check No	Pay Type	Grp Code	Rcd	Vendor	Tax Class	Print	Recon	Void	Pay/Void		Amount
												Date		
USAP	P61004	114529	840670	Check	1	11525	TWO RIVERS HIGH SCHOOL		Yes	No	No	04/24/2026		650.00
USAP	P61030	114581	840671	Check	1	12165	R22 ALEAHA ZUZEK		Yes	No	No	04/30/2026		49.71
USAP	P61030	114560	840672	Check	1	10630	ALL STRINGS ATTACHED		Yes	No	No	04/30/2026		224.91
USAP	P61030	114582	840673	Check	1	12168	AMPERSAND THERAPY LLC		Yes	No	No	04/30/2026		12,120.00
USAP	P61030	114577	840674	Check	1	11772	AMY BROWN COUNSELING SERVICES		Yes	No	No	04/30/2026		7,500.00
USAP	P61030	114580	840675	Check	1	12124	BAKKUM, DOUGLAS		Yes	No	No	04/30/2026		320.00
USAP	P61030	114570	840676	Check	1	1156	BIX PRODUCE COMPANY LLC		Yes	No	No	04/30/2026		4,237.22
USAP	P61030	114624	840677	Check	1	5078	BREDEMUS HARDWARE CO INC		Yes	No	No	04/30/2026		185.00
USAP	P61030	114639	840678	Check	1	7937	BROTHERS FIRE & SECURITY		Yes	No	No	04/30/2026		316.00
USAP	P61030	114629	840679	Check	1	7120	R2 BSN SPORTS LLC		Yes	No	No	04/30/2026		326.34
USAP	P61030	114632	840680	Check	1	7295	CENTURYLINK		Yes	No	No	04/30/2026		170.98
USAP	P61030	114633	840681	Check	1	7332	CENTURYLINK		Yes	No	No	04/30/2026		3,835.75
USAP	P61030	114590	840682	Check	1	1240	CLIMB THEATRE INC.		Yes	No	No	04/30/2026		1,000.00
USAP	P61030	114612	840683	Check	1	2762	CONSTRUCTIVE PLAYTHINGS		Yes	No	No	04/30/2026		96.58
USAP	P61030	114591	840684	Check	1	1286	CUB FOODS		Yes	No	No	04/30/2026		38.93
USAP	P61030	114569	840685	Check	1	11555	CUSTOM COMMUNICATIONS INC		Yes	No	No	04/30/2026		802.00
USAP	P61030	114557	840686	Check	1	10278	R1 DECKER		Yes	No	No	04/30/2026		3,955.00
USAP	P61030	114642	840687	Check	1	8840	DEFINITIVE TECHNOLOGY SOLUTIONS		Yes	No	No	04/30/2026		656.20
USAP	P61030	114592	840688	Check	1	1319	DEMCO		Yes	No	No	04/30/2026		579.42
USAP	P61030	114563	840689	Check	1	10860	DEPARTMENT OF TRANSPORTATION		Yes	No	No	04/30/2026		743.25
USAP	P61030	114561	840690	Check	1	10787	DOWNTOWN TIRE AND AUTO INC		Yes	No	No	04/30/2026		494.09
USAP	P61030	114627	840691	Check	1	6808	ECKROTH MUSIC		Yes	No	No	04/30/2026		198.16
USAP	P61030	114630	840692	Check	1	7125	ELECTRONIC DESIGN COMPANY		Yes	No	No	04/30/2026		4,108.87
USAP	P61030	114646	840693	Check	1	9411	ELLSON, NICOLE		Yes	No	No	04/30/2026		129.03
USAP	P61030	114593	840694	Check	1	1409	FISHER SCIENTIFIC		Yes	No	No	04/30/2026		532.42
USAP	P61030	114653	840695	Check	1	9863	R2 GENUINE PARTS COMPANY		Yes	No	No	04/30/2026		917.55
USAP	P61030	114643	840696	Check	1	9123	GOODHUE COUNTY ED DISTRICT 6051		Yes	No	No	04/30/2026		9,222.84
USAP	P61030	114594	840697	Check	1	1478	GOPHER SPORT		Yes	No	No	04/30/2026		329.93
USAP	P61030	114595	840698	Check	1	1482	GRAINGER, W.W..		Yes	No	No	04/30/2026		1,273.43
USAP	P61030	114637	840699	Check	1	7862	GREEN COMPANIES LLC		Yes	No	No	04/30/2026		2,386.00
USAP	P61030	114562	840700	Check	1	10804	GREENE, JOHN		Yes	No	No	04/30/2026		220.00
USAP	P61030	114586	840701	Check	1	12212	HAMMER SPORTS LLC		Yes	No	No	04/30/2026		840.00
USAP	P61030	114573	840702	Check	1	11701	HARRIS, BRIGGAN		Yes	No	No	04/30/2026		23.20
USAP	P61030	114615	840703	Check	1	2879	R1 HASTINGS AREA ROTARY CLUB		Yes	No	No	04/30/2026		170.00
USAP	P61030	114596	840704	Check	1	1582	R2 HILLYARD INC-MINNEAPOLIS		Yes	No	No	04/30/2026		10,452.58
USAP	P61030	114567	840705	Check	1	11193	HIRSCHAUER, BRITTNEY		Yes	No	No	04/30/2026		39.88
USAP	P61030	114584	840706	Check	1	12200	HOMERUN LEADERSHIP LLC		Yes	No	No	04/30/2026		2,316.00
USAP	P61030	114645	840707	Check	1	9329	HOMETOWN ACE HARDWARE		Yes	No	No	04/30/2026		606.53

HASTINGS PUBLIC SCHOOLS

Payment Reg by Bank and Check

Bank	Batch	Pmt No	Check No	Pay Type	Grp Code	Rcd	Vendor	Tax Class	Print	Recon	Void	Pay/Void		Amount
												Date		
USAP	P61030	114587	840708	Check	1	12284	IDEAL ENERGIES SOLAR LEASING 202!		Yes	No	No	04/30/2026		886.51
USAP	P61030	114578	840709	Check	1	11943	R1 IMPERIAL DADE		Yes	No	No	04/30/2026		5,418.45
USAP	P61030	114616	840710	Check	1	2905	IND. SCHOOL DIST 197		Yes	No	No	04/30/2026		486.00
USAP	P61030	114636	840711	Check	1	7721	R3 INNOVATIVE OFFICE SOLUTIONS		Yes	No	No	04/30/2026		7,705.90
USAP	P61030	114597	840712	Check	1	1660	INSTITUTE FOR ENVIRONMENTAL ASS		Yes	No	No	04/30/2026		7,547.18
USAP	P61030	114598	840713	Check	1	1665	INTERMEDIATE SCHOOL DIST 917		Yes	No	No	04/30/2026		168,888.80
USAP	P61030	114556	840714	Check	1	10210	JACKSON & ASSOCIATES LLC		Yes	No	No	04/30/2026		845.00
USAP	P61030	114589	840715	Check	1	12335	JENSEN, SARAH		Yes	No	No	04/30/2026		138.60
USAP	P61030	114620	840716	Check	1	3071	KENNEDY PETTY CASH ACCOUNT		Yes	No	No	04/30/2026		475.94
USAP	P61030	114647	840717	Check	1	9459	R1 KONICA MINOLTA/LOFFLER		Yes	No	No	04/30/2026		2,054.00
USAP	P61030	114568	840718	Check	1	11261	R2 LAFORCE LLC		Yes	No	No	04/30/2026		492.00
USAP	P61030	114599	840719	Check	1	1799	R1 LAKESHORE LEARNING MATERIALS		Yes	No	No	04/30/2026		137.97
USAP	P61030	114554	840720	Check	1	10012	R1 LANGUAGE TESTING INTERNATIONAL,		Yes	No	No	04/30/2026		129.00
USAP	P61030	114652	840721	Check	1	9776	R1 LOFFLER COMPANIES		Yes	No	No	04/30/2026		2,311.25
USAP	P61030	114602	840722	Check	1	1894	MASSP		Yes	No	No	04/30/2026		295.00
USAP	P61030	114575	840723	Check	1	11760	MCSAS PRODUCTIONS LLC		Yes	No	No	04/30/2026		250.00
USAP	P61030	114603	840724	Check	1	1942	MENARDS		Yes	No	No	04/30/2026		250.90
USAP	P61030	114604	840725	Check	1	1977	MINNESOTA COACHES LLC		Yes	No	No	04/30/2026		516,223.57
USAP	P61030	114619	840726	Check	1	3057	MSNA		Yes	No	No	04/30/2026		1,488.00
USAP	P61030	114638	840727	Check	1	7883	R1 NAC MECHANICAL & ELECRICAL SERV		Yes	No	No	04/30/2026		6,414.00
USAP	P61030	114555	840728	Check	1	10019	R1 NCS PEARSON INC		Yes	No	No	04/30/2026		349.38
USAP	P61030	114576	840729	Check	1	11771	NOVA EDUCATION CONSULTANTS		Yes	No	No	04/30/2026		4,140.00
USAP	P61030	114600	840730	Check	1	1882	OFFICE OF MN IT SERVICES		Yes	No	No	04/30/2026		84.00
USAP	P61030	114605	840731	Check	1	2146	ORKIN PEST CONTROL INC.		Yes	No	No	04/30/2026		387.25
USAP	P61030	114606	840732	Check	1	2163	R1 PAN-O-GOLD BAKING CO		Yes	No	No	04/30/2026		1,625.55
USAP	P61030	114585	840733	Check	1	12203	PEDIATRIC HOME RESPIRATORY SERV		Yes	No	No	04/30/2026		168.75
USAP	P61030	114565	840734	Check	1	11186	R2 PERFORMANCE FOOD SERVICE		Yes	No	No	04/30/2026		6,086.89
USAP	P61030	114640	840735	Check	1	8796	PIONEER ATHLETICS		Yes	No	No	04/30/2026		1,164.63
USAP	P61030	114574	840736	Check	1	11740	PRAIRIE FARMS - WOODBOURY, MN		Yes	No	No	04/30/2026		14,903.86
USAP	P61030	114583	840737	Check	1	12193	PYE-BARKER FIRE & SAFETY LLC		Yes	No	No	04/30/2026		3,227.00
USAP	P61030	114650	840738	Check	1	9532	RATHER BEE CRAFTING		Yes	No	No	04/30/2026		795.00
USAP	P61030	114607	840739	Check	1	2251	RATWIK, ROSZAK, & MALONEY P.A.		Yes	No	No	04/30/2026		60.00
USAP	P61030	114626	840740	Check	1	5866	REGENFUSS, KATIE		Yes	No	No	04/30/2026		102.79
USAP	P61030	114649	840741	Check	1	9525	REHABMART		Yes	No	No	04/30/2026		3,312.05
USAP	P61030	114608	840742	Check	1	2275	RENT & SAVE		Yes	No	No	04/30/2026		480.10
USAP	P61030	114613	840743	Check	1	2819	REPUBLIC SERVICES #923		Yes	No	No	04/30/2026		8,423.39
USAP	P61030	114559	840744	Check	1	10576	R1 RIVERSIDE INSIGHTS		Yes	No	No	04/30/2026		9,103.18
USAP	P61030	114617	840745	Check	1	3023	R1 SAFETY-KLEEN SYSTEMS		Yes	No	No	04/30/2026		1,401.86

HASTINGS PUBLIC SCHOOLS

Payment Reg by Bank and Check

Bank	Batch	Pmt No	Check No	Pay Type	Grp Code	Rcd	Vendor	Tax Class	Print	Recon	Void	Pay/Void		Amount
												Date		
USAP	P61030	114648	840746	Check	1	9479	R1	SAF-GARD SAFETY SHOE CO		Yes	No	No	04/30/2026	169.99
USAP	P61030	114622	840747	Check	1	3343		SALEM PRESS		Yes	No	No	04/30/2026	103.74
USAP	P61030	114579	840748	Check	1	12041		SANVILLE, BRYCE		Yes	No	No	04/30/2026	70.18
USAP	P61030	114618	840749	Check	1	3029		SCHMITT MUSIC		Yes	No	No	04/30/2026	9.00
USAP	P61030	114614	840750	Check	1	2850	R1	SCHOOL SPECIALTY		Yes	No	No	04/30/2026	1,664.83
USAP	P61030	114628	840751	Check	1	7093		SNYDER, PHILIP		Yes	No	No	04/30/2026	280.00
USAP	P61030	114572	840752	Check	1	11651		SPLITTSTOESSER, JESSICA		Yes	No	No	04/30/2026	102.86
USAP	P61030	114631	840753	Check	1	7140		STILLWATER AREA HIGH SCHOOL		Yes	No	No	04/30/2026	100.00
USAP	P61030	114571	840754	Check	1	11563		SVL INC.		Yes	No	No	04/30/2026	791.50
USAP	P61030	114601	840755	Check	1	1893		SWCS COMMUNITY EDUCATION		Yes	No	No	04/30/2026	2,124.28
USAP	P61030	114564	840756	Check	1	10898	R1	SYMMETRY ENERGY SOLUTIONS		Yes	No	No	04/30/2026	9,582.42
USAP	P61030	114651	840757	Check	1	9766	R1	T&S PROPERTIES, LLC		Yes	No	No	04/30/2026	564.00
USAP	P61030	114609	840758	Check	1	2519		TEAM SPORTING GOODS		Yes	No	No	04/30/2026	1,469.83
USAP	P61030	114588	840759	Check	1	12331		THOMAS IRVINE DODGE NATURE CEN		Yes	No	No	04/30/2026	225.00
USAP	P61030	114623	840760	Check	1	4530	R1	TJ3 LLC		Yes	No	No	04/30/2026	245.26
USAP	P61030	114610	840761	Check	1	2548	R1	T-MOBILE		Yes	No	No	04/30/2026	178.66
USAP	P61030	114634	840762	Check	1	7351		TOAY, GRETCHEN		Yes	No	No	04/30/2026	110.00
USAP	P61030	114611	840763	Check	1	2559		TRIO SUPPLY		Yes	No	No	04/30/2026	1,439.84
USAP	P61030	114641	840764	Check	1	8826		TROST, ERICA		Yes	No	No	04/30/2026	265.96
USAP	P61030	114625	840765	Check	1	5557	R1	ULINE SHIPPING SUPPLIES		Yes	No	No	04/30/2026	188.04
USAP	P61030	114644	840766	Check	1	9280		UNITED PROMOTIONS		Yes	No	No	04/30/2026	456.45
USAP	P61030	114635	840767	Check	1	7490		UNIVERSITY LANGUAGE CTR INC		Yes	No	No	04/30/2026	203.30
USAP	P61030	114621	840768	Check	1	3277		UPPER LAKES FOODS, INC		Yes	No	No	04/30/2026	77,341.71
USAP	P61030	114566	840769	Check	1	11187	R1	VISTAR		Yes	No	No	04/30/2026	3,252.85
USAP	P61030	114558	840770	Check	1	10452		WAYNE PETERSON ENTERPRISES		Yes	No	No	04/30/2026	1,983.40

Bank Total: \$1,591,351.81

Report Total: \$1,591,382.58

HASTINGS PUBLIC SCHOOLS

Payment Reg by Bank and Check

Bank	Batch	Pmt No	Check No	Pay Type	Grp Code	Rcd	Vendor	Tax Class	Print	Recon	Void	Pay/Void		Amount
												Date		
USPR	p610p1	114359		Wire	1	10929	AVIBEN LLC		No	Yes	No	04/06/2026		75,425.02
USPR	p610p1	114360		Wire	1	1984	MINNESOTA DEPT. OF REVENUE		No	Yes	No	04/06/2026		56,377.84
USPR	p610p1	114361		Wire	1	2016	MN TRA		No	Yes	No	04/06/2026		206,093.72
USPR	p610p1	114362		Wire	1	2705	EFTPS - TAX PAYMENT		No	Yes	No	04/06/2026		330,385.76
USPR	p610p1	114363		Wire	1	3880	MII LIFE		No	Yes	No	04/06/2026		0.00
USPR	p610p1	114364		Wire	1	7771	MINNESOTA PERA (WIRE TRANSFER)		No	Yes	No	04/06/2026		49,177.27
USPR	p610p1	114373		Wire	1	12267	OLD NATIONAL BANK FEES		No	Yes	No	04/07/2026		274.20
USPR	p610p2	114504		Wire	1	10929	AVIBEN LLC		No	Yes	No	04/21/2026		75,232.35
USPR	p610p2	114505		Wire	1	12267	OLD NATIONAL BANK FEES		No	Yes	No	04/21/2026		197.50
USPR	p610p2	114506		Wire	1	1984	MINNESOTA DEPT. OF REVENUE		No	Yes	No	04/21/2026		57,855.08
USPR	p610p2	114507		Wire	1	2016	MN TRA		No	Yes	No	04/21/2026		203,525.51
USPR	p610p2	114508		Wire	1	2705	EFTPS - TAX PAYMENT		No	Yes	No	04/21/2026		338,401.34
USPR	p610p2	114509		Wire	1	3880	MII LIFE		No	Yes	No	04/21/2026		0.00
USPR	p610p2	114510		Wire	1	7771	MINNESOTA PERA (WIRE TRANSFER)		No	Yes	No	04/21/2026		59,224.62
USPR	p610p3	114548		Wire	1	12267	OLD NATIONAL BANK FEES		No	Yes	No	04/27/2026		219.00
USPR	p610p3	114553		Wire	1	12287	MINNESOTA UI FUND		No	No	No	04/30/2026		89,719.30
USPR	p610p1	114365	106062	Check	1	12077	GURSTEL LAW FIRM PC		Yes	Yes	No	04/06/2026		648.20
USPR	p610p1	114366	106063	Check	1	1529	HASTINGS EDUCATION ASS'N. MN.		Yes	Yes	No	04/06/2026		16,994.63
USPR	p610p1	114367	106064	Check	1	1974	MINNESOTA CHILD SUPPORT PYMT C		Yes	Yes	No	04/06/2026		11.00
USPR	p610p2	114520	106065	Check	1	5234	EDUCATION MINNESOTA		Yes	No	No	04/21/2026		16.00
USPR	p610p2	114511	106066	Check	1	10975	EDUCATION MN HASTINGS ESP'S		Yes	Yes	No	04/21/2026		2,153.96
USPR	p610p2	114513	106067	Check	1	12077	GURSTEL LAW FIRM PC		Yes	Yes	No	04/21/2026		629.34
USPR	p610p2	114515	106068	Check	1	1529	HASTINGS EDUCATION ASS'N. MN.		Yes	Yes	No	04/21/2026		16,773.26
USPR	p610p2	114522	106069	Check	1	7384	HIGH SCHOOL FACULTY SCHOLARSHII		Yes	Yes	No	04/21/2026		82.00
USPR	p610p2	114516	106070	Check	1	1974	MINNESOTA CHILD SUPPORT PYMT C		Yes	Yes	No	04/21/2026		11.00
USPR	p610p2	114517	106071	Check	1	2002	MINNESOTA TEAMSTERS LOCAL 320		Yes	Yes	No	04/21/2026		2,432.00
USPR	p610p2	114514	106072	Check	1	12079	NATIONAL D.R.I.V.E.		Yes	Yes	No	04/21/2026		10.00
USPR	p610p2	114518	106073	Check	1	2010	NCPERS GROUP LIFE INS -157410		Yes	Yes	No	04/21/2026		32.00
USPR	p610p2	114521	106074	Check	1	6780	SEIU LOCAL 284		Yes	Yes	No	04/21/2026		1,593.09
USPR	p610p2	114512	106075	Check	1	11741	ST. CROIX VALLEY FOUNDATION		Yes	Yes	No	04/21/2026		80.00
USPR	p610p2	114519	106076	Check	1	2576	UNITED WAY		Yes	Yes	No	04/21/2026		145.00
USPR	p610p3	114549	106077	Check	1	11734	THE HARTFORD		Yes	No	No	04/27/2026		12,060.22
USPR	p610p3	114550	106078	Check	1	12152	VISION SERVICE PLAN		Yes	No	No	04/27/2026		768.32

Bank Total: \$1,596,548.53

Report Total: \$1,596,548.53

HASTINGS PUBLIC SCHOOLS
Payment Reg by Bank and Check

Bank	Batch	Pmt No	Check No	Pay Type	Grp Code	Rcd	Vendor	Tax Class	Pay/Void			Amount	
									Print	Recon	Void		Date
USBP	P610B1	114375	1371	Check	1	10938	DERAU CONSTRUCTION LLC		Yes	Yes	No	04/09/2026	18,260.00
USBP	P610B2	114524	1372	Check	1	10278	R1 DECKER		Yes	No	No	04/21/2026	4,722.23
Bank Total:												\$22,982.23	
Report Total:												\$22,982.23	

HASTINGS PUBLIC SCHOOLS

Payment Reg by Bank and Check

Bank	Batch	Pmt No	Check No	Pay Type	Grp Code	Rcd	Vendor	Tax Class	Print	Recon	Pay/Void		Amount
											Void	Date	
ACTV	P09ASA	114376		Wire	1	11387	AMAZON CAPITAL SERVICES, INC		No	Yes	No	04/10/2026	312.98
ACTV	P09ASB	114494		Wire	1	9557	BMO HARRIS BANK NA		No	Yes	No	04/16/2026	3,046.43
ACTV	P07AS3	113487	38431	Check	1	9931	KOERNER, MEGAN		Yes	Yes	Yes	04/15/2026	(21.98)
ACTV	P10AS2	114377	38450	Check	1	12036	BAUER, ANNA		Yes	Yes	No	04/10/2026	971.89
ACTV	P10AS2	114380	38451	Check	1	1977	MINNESOTA COACHES LLC		Yes	Yes	No	04/10/2026	5,206.59
ACTV	P10AS2	114378	38452	Check	1	12095	STANDING O MARCHING		Yes	Yes	No	04/10/2026	2,750.00
ACTV	P10AS2	114381	38453	Check	1	2519	TEAM SPORTING GOODS		Yes	Yes	No	04/10/2026	3,717.65
ACTV	P10AS2	114379	38454	Check	1	12329	THE CONFLUENCE HOTEL		Yes	Yes	No	04/10/2026	4,960.78
ACTV	P10AS3	114495	38455	Check	1	9931	KOERNER, MEGAN		Yes	Yes	No	04/16/2026	21.98
ACTV	P10AS4	114526	38456	Check	1	6771	ANDERSONS		Yes	No	No	04/24/2026	4,151.97
ACTV	P10AS4	114527	38457	Check	1	9783	LOCK AND DAM EATERY		Yes	Yes	No	04/24/2026	1,100.00
ACTV	P10AS4	114525	38458	Check	1	12095	STANDING O MARCHING		Yes	No	No	04/24/2026	150.00

Bank Total: \$26,368.29

Report Total: \$26,368.29

HASTINGS PUBLIC SCHOOLS
Payment Reg by Bank and Check

Bank	Batch	Pmt No	Check No	Pay Type	Grp Code	Rcd	Vendor	Tax Class	Pay/Void			Amount
									Print	Recon	Void Date	
SCH	p6101p	114372	304662	Check	1 1670		INVER HILLS COMMUNITY COLLEGE		Yes	Yes	No 04/07/2026	2,000.00
SCH	P6102P	114552	304663	Check	1 6973		HAMLIN UNIVERSITY		Yes	No	No 04/30/2026	1,500.00
Bank Total:											\$3,500.00	
Report Total:											\$3,500.00	

HASTINGS PUBLIC SCHOOLS

Dental Self-Funded Summary

Period Ending April 30, 2026

Sequence: Crs, Org, Fd

										26REV				% YTD		
Description										Annual Budget	Period 202610	Year To Date	% YTD	Encumbrances	+ Enc	Remaining Balance
R	20	000	000	000	087	000	422	000	EE Unpaid Premiums	0.00	0.00	0.00	0%	0.00	0%	0.00
R	20	000	000	000	092	000	422	000	Interest-Dental	(45,000.00)	(3,003.85)	(41,849.12)	93%	0.00	93%	(3,150.88)
R	20	000	000	000	095	000	422	000	Employer Share/Premiums	(495,971.00)	(41,528.87)	(404,196.36)	81%	0.00	81%	(91,774.64)
R	20	000	000	000	097	000	422	000	Employee Share/Premiums	(87,525.00)	(9,291.26)	(82,816.26)	95%	0.00	95%	(4,708.74)
R	20	000	000	000	098	000	422	000	Retiree-Cobra Share/Premiurr	(125,174.00)	(12,798.50)	(104,400.78)	83%	0.00	83%	(20,773.22)
E	20	005	105	000	236	000	422	000	Dental Insurance Claims	665,000.00	37,169.08	470,962.75	71%	0.00	71%	194,037.25
E	20	005	105	000	301	000	422	000	Fees-Carrier & Consultant	32,126.00	3,058.00	31,044.45	97%	0.00	97%	1,081.55
000 Districtwide										(56,544.00)	(26,395.40)	(131,255.32)	232%	0.00	232%	74,711.32
Report Totals:										(56,544.00)	(26,395.40)	(131,255.32)	232%	0.00	232%	74,711.32

HASTINGS PUBLIC SCHOOLS

Health Self-Funded Summary

Period Ending April 30, 2026

Sequence: Crs, Org, Fd

										26REV				% YTD	Remaining	
										Annual Budget	Period 202610	Year To Date	% YTD	Encumbrances	+ Enc	Balance
										Description						
R	21	000	000	000	087	000	422	000	EE Unpaid Premiums	0.00	0.00	0.00	0%	0.00	0%	0.00
R	21	000	000	000	092	000	422	000	Interest -Health	(165,000.00)	(8,905.91)	(146,756.12)	89%	0.00	89%	(18,243.88)
R	21	000	000	000	095	000	422	000	Employer Share/Premiums	(7,073,265.00)	(644,291.05)	(6,192,698.82)	88%	0.00	88%	(880,566.18)
R	21	000	000	000	097	000	422	000	Employee Share/Premiums	(1,880,235.00)	(136,728.70)	(1,245,499.58)	66%	0.00	66%	(634,735.42)
R	21	000	000	000	098	000	422	000	Retiree-Cobra Share/Premiurr	(465,611.00)	(38,681.29)	(388,077.58)	83%	0.00	83%	(77,533.42)
R	21	000	000	000	099	000	422	000	ER/Trust Share for Retirees	(57,547.00)	(2,330.80)	(32,810.40)	57%	0.00	57%	(24,736.60)
E	21	005	105	000	223	000	422	000	Medical Insurance Claims	8,272,821.00	843,436.85	5,255,954.84	64%	0.00	64%	3,016,866.16
E	21	005	105	000	224	000	422	000	Pharmacy Claims	1,459,910.00	313,482.49	2,234,422.03	153%	0.00	153%	(774,512.03)
E	21	005	105	000	300	000	422	000	Pharmacy Rebates/Admin Fee	(500,000.00)	(62,220.50)	(547,691.13)	110%	0.00	110%	47,691.13
E	21	005	105	000	301	000	422	000	Veba/Flex/Health	220,000.00	40,274.36	210,662.78	96%	0.00	96%	9,337.22
E	21	005	105	000	308	000	422	000	StopLoss	539,600.00	84,176.99	426,844.47	79%	0.00	79%	112,755.53
E	21	005	105	000	312	000	422	000	Consultant-OneDigital \$40,00	41,200.00	0.00	41,200.00	100%	0.00	100%	0.00
E	21	005	105	000	314	000	422	000	Springbuk Fee \$1/pm/pm	4,968.00	1,197.00	4,773.00	96%	0.00	96%	195.00
E	21	005	105	000	317	000	422	000	Network Fees	2,000.00	0.00	500.00	25%	0.00	25%	1,500.00
000 Districtwide										398,841.00	389,409.44	(379,176.51)	(95%)	0.00	(95%)	778,017.51
R	21	000	000	000	089	326	422	000	Employer-PCORI-ACA	(3,912.00)	0.00	(3,912.30)	100%	0.00	100%	0.30
R	21	000	000	000	094	326	422	000	Employer-VEBA Trust Rev	(571,200.00)	(58,985.54)	(490,448.84)	86%	0.00	86%	(80,751.16)
E	21	005	105	000	301	326	422	000	Employer-VEBA Trust Pmt.	571,200.00	58,985.54	490,448.84	86%	0.00	86%	80,751.16
E	21	005	105	000	313	326	422	000	Employer-PCORI- ACA	3,912.00	0.00	3,912.30	100%	0.00	100%	(0.30)
326 District Additional R/E										0.00	0.00	0.00	0%	0.00	0%	0.00
Report Totals:										398,841.00	389,409.44	(379,176.51)	(95%)	0.00	(95%)	778,017.51