

	A	B	C	D	E	F	G	H	I					
1	MINEOLA INDEPENDENT SCHOOL DISTRICT													
2														
3														
4										2013-2014 BUDGET				
5										AS OF 8/31/14				
6														
7	GENERAL FUND													
8	FUND 199					BUDGETED	EXPENDED	ENCUMBERED/ ACCRUED	BALANCE					
9														
10														
11														
12	SUBSTITUTES					88,012.50	87,035.20	0.00	977.30					
13	SALARIES					6,197,577.00	5,745,120.47	0.00	452,456.53					
14	FIMM					76,055.00	74,565.94	0.00	1,489.06					
15	HEALTH INSURANCE					408,455.00	405,424.61	0.00	3,030.39					
16	WORKER'S COMPENSATION					24,900.00	24,875.93	0.00	24.07					
17	TRS ON-BEHALF					654,372.00	644,220.02	0.00	10,151.98					
18	UNEMPLOYMENT					4,800.00	4,658.80	0.00	141.20					
19	TEACHER RETIREMENT/TRS CARE					92,974.00	92,348.55	0.00	625.45					
20	PERSONAL DAYS					39,012.50	39,012.50	0.00	0.00					
21	TOTAL					7,586,158.00	7,117,262.02	0.00	468,895.98					
22														
23	FINGERPRINTING-HS					0.00	0.00	0.00	0.00					
24	FINGERPRINTING-MS					0.00	0.00	0.00	0.00					
25	FINGERPRINTING-PS					0.00	0.00	0.00	0.00					
26	FINGERPRINTING-ES					0.00	0.00	0.00	0.00					
27	CONT SERV-CIS-HS					0.00	0.00	0.00	0.00					
28	STUDENT TUTION-HS					0.00	0.00	0.00	0.00					
29	COMPUTER AND COPIER REPAIR/MAINT-HS					5,950.00	5,882.89	0.00	67.11					
30	COMPUTER AND COPIER REPAIR/MAINT-MS					5,500.00	5,007.98	0.00	492.02					
31	COMPUTER AND COPIER REPAIR/MAINT-PS					5,500.00	5,192.93	0.00	307.07					
32	COMPUTER AND COPIER REPAIR/MAINT-ES					5,950.00	5,528.93	0.00	421.07					
33	GENERAL REPAIR-HS					0.00	0.00	0.00	0.00					
34	CONTRACTED SERVICE-DRAMA					0.00	0.00	0.00	0.00					
35	BAND INSTRUMENT REPAIR-HS					5,500.00	5,386.85	0.00	113.15					
36	BAND INSTRUMENT REPAIR-MS					3,500.00	3,499.50	0.00	0.50					
37	REPAIR-HS-SCIENCE					0.00	0.00	0.00	0.00					
38	REPAIR-MS-SCIENCE					0.00	0.00	0.00	0.00					
39	PHOTOGRAPHY REPAIR/MAINT-HS					0.00	0.00	0.00	0.00					
40	REPAIR-CAREER & TECH-HS					0.00	0.00	0.00	0.00					
41	VO AG-MAINT-HS					0.00	0.00	0.00	0.00					
42	HOMEMAKING MAINT-HS					0.00	0.00	0.00	0.00					
43	AUTO MECH MAINT-HS					1,000.00	979.18	0.00	20.82					
44	REPAIR-HS-DE					0.00	0.00	0.00	0.00					
45	REPAIR-HS-SP ED					0.00	0.00	0.00	0.00					
46	REPAIR-MS-SP ED					0.00	0.00	0.00	0.00					
47	RENTAL DRIVER'S ED-HS					0.00	0.00	0.00	0.00					
48	CONT-SERV-COMPUTERS-HS					3,680.00	3,592.72	0.00	87.28					
49	CONT SERV-COMPUTERS-HS C/T					0.00	0.00	0.00	0.00					
50	CONT SERV-COMPUTERS-HS ALLOTMENT					34,000.00	33,733.00	0.00	267.00					

	A	B	C	D	E	F	G	H	I
51	CONT-SERV-COMPUTERS-HS-ESL					320.00	320.00	0.00	0.00
52	CONT SERV-COMPUTERS-MS					11,410.00	11,407.24	0.00	2.76
53	CONT SERV-COMPUTERS-MS-ST COMP					2,950.00	2,950.00	0.00	0.00
54	CONT SERV-COMPUTERS-MS-ESL					320.00	320.00	0.00	0.00
55	CONT SERV-COMPUTERS-PS					7,425.00	7,366.19	0.00	58.81
56	CONT SERV-COMPUTERS-PS ESL					9,000.00	9,000.00	0.00	0.00
57	CONT SERV-COMPUTERS-PS-ST COMP					0.00	0.00	0.00	0.00
58	CONT SERV-COMPUTERS- ES					15,500.00	15,492.09	0.00	7.91
59	CONT SERV-COMPUTERS-ES-ESL					3,000.00	3,000.00	0.00	0.00
60	CONT SERV-COMPUTERS-ES-ST COMP					0.00	0.00	0.00	0.00
61	CONT SERV-TECHNOLOGY-HS					0.00	0.00	0.00	0.00
62	CONT SERV-TECHNOLOGY-MS					250.00	119.99	0.00	130.01
63	CONT SERV-TECHNOLOGY-PS					650.00	279.97	0.00	370.03
64	CONT SERV-TECHNOLOGY-ES					0.00	0.00	0.00	0.00
65	TOTAL					121,405.00	119,059.46	0.00	2,345.54
66									
67	INST SUPPLIES-HS					13,900.00	9,255.49	0.00	4,644.51
68	INST SUPPLIES-HS-G/T					100.00	53.97	0.00	46.03
69	INST SUPPLIES-HS-ESL					0.00	0.00	0.00	0.00
70	INST SUPPLIES-HS-ST COMP					5,855.00	5,824.72	0.00	30.28
71	INST SUPPLIES-HS-ENTENDED DAY					0.00	0.00	0.00	0.00
72	INST SUPPLIES-HS ALLOTMENT					0.00	0.00	0.00	0.00
73	INST SUPPLIES-MS					12,500.00	8,922.54	0.00	3,577.46
74	INST SUPPLIES-MS-G/T					1,608.97	1,607.03	0.00	1.94
75	INST SUPPLIES-MS-ESL					300.00	246.23	0.00	53.77
76	INST SUPPLIES-MS-ST COMP					1,350.00	1,322.49	0.00	27.51
77	INST SUPPLIES-MS-EXTENDED DAY					500.00	414.56	0.00	85.44
78	INST SUPPLIES-PS					18,000.00	10,028.26	0.00	7,971.74
79	INST SUPPLIES-PS-G/T					0.00	0.00	0.00	0.00
80	INST SUPPLIES-PS-ESL					300.00	296.06	0.00	3.94
81	INST SUPPLIES-PS-ST COMP					0.00	0.00	0.00	0.00
82	INST SUPPLIES-PS-AFTER SCHOOL					0.00	0.00	0.00	0.00
83	INST SUPPLIES-ES					18,000.00	12,200.69	0.00	5,799.31
84	INST SUPPLIES-ES-G/T					500.00	338.29	0.00	161.71
85	INST SUPPLIES-ES-ESL					0.00	0.00	0.00	0.00
86	INST SUPPLIES-ES-ST COMP					700.00	624.14	0.00	75.86
87	INST SUPPLIES-ES-AFTER SCHOOL					200.00	186.12	0.00	13.88
88	IST SUPPLIES-CURRICULUM-ES					0.00	0.00	0.00	0.00
89	SUPPLIES-DISTRICT					0.00	0.00	0.00	0.00
90	GENERAL SUPPLIES-HS					0.00	0.00	0.00	0.00
91	GENERAL SUPPLIES-MS					0.00	0.00	0.00	0.00
92	GENERAL SUPPLIES-PS					0.00	0.00	0.00	0.00
93	GENERAL SUPPLIES-ES					0.00	0.00	0.00	0.00
94	ENGLISH-HS					180.00	151.80	0.00	28.20
95	ENGLISH-MS					945.00	843.58	0.00	101.42
96	SPEECH-HS					0.00	0.00	0.00	0.00
97	SPEECH-MS					0.00	0.00	0.00	0.00
98	JOURNALISM-HS					650.00	650.00	0.00	0.00
99	JOURNALISM-MS					0.00	0.00	0.00	0.00

	A	B	C	D	E	F	G	H	I
100	DRAMA-HS					1,150.00	1,101.31	0.00	48.69
101	DRAMA-MS					0.00	0.00	0.00	0.00
102	READING-MS					1,104.87	1,104.87	0.00	0.00
103	SPANISH-HS					0.00	0.00	0.00	0.00
104	BAND-HS					18,907.25	18,891.14	0.00	16.11
105	CHOIR-HS					500.00	447.95	0.00	52.05
106	BAND-MS					4,550.00	4,536.71	0.00	13.29
107	CHOIR-MS					250.00	248.26	0.00	1.74
108	HISTORY-HS					0.00	0.00	0.00	0.00
109	HISTORY-MS					1,884.00	1,883.12	0.00	0.88
110	MATH-HS					5,705.99	5,705.99	0.00	0.00
111	MATH-MS					1,600.00	1,581.05	0.00	18.95
112	ART-HS					984.00	942.63	0.00	41.37
113	ART-MS					1,000.00	998.04	0.00	1.96
114	ART-PS					2,300.00	2,265.64	0.00	34.36
115	ART-ES					480.00	453.78	0.00	26.22
116	SCIENCE-HS					17,926.00	17,805.70	0.00	120.30
117	SCIENCE-MS					2,195.00	2,172.09	0.00	22.91
118	SCIENCE-ES					400.00	375.89	0.00	24.11
119	MUSIC-PS					0.00	0.00	0.00	0.00
120	MUSIC-ES					100.00	83.06	0.00	16.94
121	PE-HS					699.95	690.57	0.00	9.38
122	PE-MS					710.00	702.70	0.00	7.30
123	PE-PS					810.00	766.56	0.00	43.44
124	PE-ES					698.00	687.28	0.00	10.72
125	INST HEALTH-HS					0.00	0.00	0.00	0.00
126	BUSINESS DEPT-HS					200.00	181.11	0.00	18.89
127	KEYBOARDING-MS					350.00	332.56	0.00	17.44
128	HEALTH-HS					0.00	0.00	0.00	0.00
129	SIXTH GRADE-MS					0.00	0.00	0.00	0.00
130	KINDERGARTEN-PS					3,045.00	3,004.57	0.00	40.43
131	FIRST GRADE-PS					3,000.00	2,908.02	0.00	91.98
132	SECOND GRADE-PS					2,900.00	2,851.02	0.00	48.98
133	PRE-K/HEAD START-PS					1,155.00	1,128.34	0.00	26.66
134	THIRD GRADE-ES					3,900.00	3,829.23	0.00	70.77
135	FOURTH GRADE-ES					2,350.00	2,296.47	0.00	53.53
136	FIFTH GRADE-ES					3,510.00	3,489.08	0.00	20.92
137	COMPUTER LAB-MS					2,234.08	2,232.00	0.00	2.08
138	COMPUTER LAB-PS					600.00	576.36	0.00	23.64
139	COMPUTER LAB-ES					0.00	0.00	0.00	0.00
140	CAREER & TECH-HS					0.00	0.00	0.00	0.00
141	VO AGRICULTURE-HS					2,564.91	2,537.79	0.00	27.12
142	HOMEMAKING-HS					2,000.00	1,978.89	0.00	21.11
143	AUTO MECH-HS					2,500.00	2,481.23	0.00	18.77
144	D E -HS					1,000.00	915.23	0.00	84.77
145	SPEECH THERAPY-PS					0.00	0.00	0.00	0.00
146	SPEECH THERAPY-ES					0.00	0.00	0.00	0.00
147	CONTENT MASTERY-HS					0.00	0.00	0.00	0.00
148	SPECIAL ED-HS					1,500.00	1,466.29	0.00	33.71
149	SPECIAL ED-MS					1,480.00	1,458.16	0.00	21.84
150	SPECIAL ED-PS					660.00	655.81	0.00	4.19

	A	B	C	D	E	F	G	H	I
151	SPECIAL ED-ES					1,940.00	1,933.44	0.00	6.56
152	SUPPLIES-HS-SCIENCE-RENOVATIONS					0.00	0.00	0.00	0.00
153	SUPPLIES-TECHNOLOGY-HS**					9,450.00	9,440.13	0.00	9.87
154	SUPPLEIS-TECHNOLOGY-HS C/T					0.00	0.00	0.00	0.00
155	SUPPLIES-TECHNOLOGY-MS**					9,910.00	9,906.69	0.00	3.31
156	SUPPLIES-TECHNOLOGY-PS**					9,910.00	9,906.68	0.00	3.32
157	SUPPLIES-TECHNOLOGY-ES**					9,600.00	9,592.90	0.00	7.10
158	TOTAL					215,303.02	191,512.31	0.00	23,790.71
159									
160	GENERAL TRAVEL-HS					0.00	0.00	0.00	0.00
161	TRAVEL-BUSINESS-HS					175.00	156.90	0.00	18.10
162	TRAVEL-DRAFTING-HS					0.00	0.00	0.00	0.00
163	TRAVEL-VO AG-HS					5,625.00	5,182.83	0.00	442.17
164	TRAVEL-HOMEMAKING-HS					2,000.00	1,527.42	0.00	472.58
165	TRAVEL-AUTO MECH-HS					0.00	0.00	0.00	0.00
166	TRAVEL-DE-HS					1,000.00	615.32	0.00	384.68
167	TRAVEL-SP ED-NON EMPLOYEE					700.00	604.00	0.00	96.00
168	FEE/DUES-ES					0.00	0.00	0.00	0.00
169	GRADUATION EXPENSE					2,600.00	2,555.94	0.00	44.06
170	TOTAL					12,100.00	10,642.41	0.00	1,457.59
171									
172	VECHILE-VO AG					0.00	0.00	0.00	0.00
173	EQUIP/FURN>5,000-VO AG					0.00	0.00	0.00	0.00
174	FURN/EQUIP-HS					4,443.02	4,426.69	0.00	16.33
175	FURN/EQUIP-C/T					18,500.00	18,468.24	0.00	31.76
176	FURN/EQUIP-HS ALLOTMENT					0.00	0.00	0.00	0.00
177	FURN/EQUIP-MS					6,305.49	6,305.49	0.00	0.00
178	FURN/EQUIP-MS-ST COMP					599.99	599.99	0.00	0.00
179	FURN/EQUIP-PS					4,347.91	4,089.17	0.00	258.74
180	FURN/EQUIP-ES					4,559.05	4,559.05	0.00	0.00
181	FURN/EQUIP-DISTRICT WIDE					23,808.00	23,808.00	0.00	0.00
182	FURN/EQUIP-HS-ENGLISH					624.99	624.99	0.00	0.00
183	FURN/EQUIP-DRAMA					0.00	0.00	0.00	0.00
184	FURN/EQUIP-MS-READING					0.00	0.00	0.00	0.00
185	FURN/EQUIP-SPANISH					0.00	0.00	0.00	0.00
186	BAND INSTRUMENTS-HS					58,224.96	58,224.96	0.00	0.00
187	FURN/EQUIP-HS CHOIR					0.00	0.00	0.00	0.00
188	BAND INSTRUMENTS-MS					33,305.00	33,305.00	0.00	0.00
189	FURN/EQUIP-HS HISTORY					0.00	0.00	0.00	0.00
190	FURN/EQUIP-MS-HISTORY					0.00	0.00	0.00	0.00
191	FURN/EQUIP-HS-MATH					207.98	207.98	0.00	0.00
192	FURN/EQUIP-MS-MATH					695.00	695.00	0.00	0.00
193	FURN/EQUIP-HS-SCIENCE					128.84	128.84	0.00	0.00
194	FURN/EQUIP-MS-SCIENCE					154.99	154.99	0.00	0.00
195	FURN/EQUIP-PS-MUSIC					0.00	0.00	0.00	0.00
196	FURN/EQUIP-ES-MUSIC					0.00	0.00	0.00	0.00
197	FURN/EQUIP-PS-PE					0.00	0.00	0.00	0.00
198	FURN/EQUIP-ES-PE					0.00	0.00	0.00	0.00
199	FURN/EQUIP-KEYBOARDING-MS					399.00	399.00	0.00	0.00
200	FURN/EQUIP-PS-PRE-K					0.00	0.00	0.00	0.00
201	FURN/EQUIP-PS-KINDERGARTEN					0.00	0.00	0.00	0.00

	A	B	C	D	E	F	G	H	I
202	FURN/EQUIP-PS-FIRST GRADE					0.00	0.00	0.00	0.00
203	FURN/EQUIP-PS-SECOND GRADE					0.00	0.00	0.00	0.00
204	FURN/EQUIP-HEAD START					0.00	0.00	0.00	0.00
205	FURN/EQUIP-ES-THIRD GRADE					0.00	0.00	0.00	0.00
206	FURN/EQUIP-ES-FOURTH GRADE					0.00	0.00	0.00	0.00
207	FURN/EQUIP-ES-FIFTH GRADE					0.00	0.00	0.00	0.00
208	FURN/EQUIP-HS-CAREER/TECH					0.00	0.00	0.00	0.00
209	FURN/EQUIP-VO AG					0.00	0.00	0.00	0.00
210	FURN/EQUIP-DE					0.00	0.00	0.00	0.00
211	FURN-EQUIP-HS-AUTO MECH					0.00	0.00	0.00	0.00
212	FURN/EQUIP-PS-SPEECH					0.00	0.00	0.00	0.00
213	FURN/EQUIP-HS-SP ED					349.00	349.00	0.00	0.00
214	FURN/EQUIP-MS-SP ED					511.11	511.11	0.00	0.00
215	FURN/EQUIP-PS-SP ED					0.00	0.00	0.00	0.00
216	FURN/EQUIP-ES-SP ED					0.00	0.00	0.00	0.00
217	FURN/EQUIP-HS-SCIENCE-RENOVATIONS					0.00	0.00	0.00	0.00
218	FURN/EQUIP-HS TECHNOLOGY**					52,074.00	52,074.00	0.00	0.00
219	FURN/EQUIP-HS-C/T					0.00	0.00	0.00	0.00
220	FURN/EQUIP-HS-ST COMP					0.00	0.00	0.00	0.00
221	FURN/EQUIP-MS TECHNOLOGY**					1,275.00	1,275.00	0.00	0.00
222	FURN/EQUIP-PS TECHNOLOGY**					1,275.00	1,275.00	0.00	0.00
223	FURN/EQUIP-ES TECHNOLOGY**					1,275.00	1,275.00	0.00	0.00
224	FURN/EQUIP-ES-ST COMP					0.00	0.00	0.00	0.00
225	TOTAL					213,063.33	212,756.50	0.00	306.83
226									
227	TOTAL INSTRUCTION					8,148,029.35	7,651,232.70	0.00	496,796.65
228									
229									
230									
231	SUBSTITUTES					820.00	820.00	0.00	0.00
232	SALARIES					151,221.00	148,112.16	0.00	3,108.84
233	FIMM					2,045.00	1,998.93	0.00	46.07
234	HEALTH INSURANCE					11,811.00	11,804.21	0.00	6.79
235	WORKER'S COMPENSATION					579.00	572.97	0.00	6.03
236	TRS ON BEHALF					0.00	0.00	0.00	0.00
237	UNEMPLOYMENT					122.00	107.31	0.00	14.69
238	TEACHER RETIREMENT/TRS CARE					2,171.00	2,168.43	0.00	2.57
239	PERSONAL DAYS					150.00	150.00	0.00	0.00
240	TOTAL					168,919.00	165,734.01	0.00	3,184.99
241									
242	REGION VII SERVICES-HS					0.00	0.00	0.00	0.00
243	REGION VII SERVICES-MS					0.00	0.00	0.00	0.00
244	REGION VII SERVICES-PS					0.00	0.00	0.00	0.00
245	REGION VII SERVICES-ES					0.00	0.00	0.00	0.00
246	AUDIO VISUAL/REPAIR-HS					0.00	0.00	0.00	0.00
247	AUDIO VISUAL/REPAIR-MS					0.00	0.00	0.00	0.00
248	AUDIO VISUAL/REPAIR-PS					0.00	0.00	0.00	0.00
249	AUDIO VISUAL/REPAIR-ES					0.00	0.00	0.00	0.00
250	CONTRACTED SERVICES-HS					2,519.00	2,501.92	0.00	17.08
251	CONTRACTED SERVICES-MS					1,000.00	1,000.00	0.00	0.00

12-LIBRARY

	A	B	C	D	E	F	G	H	I
252	CONTRACTED SERVICES-PS					1,250.00	1,250.00	0.00	0.00
253	CONTRACTED SERVICES-ES					1,000.00	1,000.00	0.00	0.00
254	TOTAL					5,769.00	5,751.92	0.00	17.08
255									
256	MAGAZINES/BOOKS-HS					8,700.00	8,694.91	0.00	5.09
257	MAGAZINES/BOOKS-MS					6,700.00	6,697.14	0.00	2.86
258	MAGAZINES/BOOKS-PS					7,040.00	7,030.22	0.00	9.78
259	MAGAZINES/BOOKS-ES					6,295.00	6,291.27	0.00	3.73
260	AUDIO VISUAL & OTHER INST SUPPLY-HS					320.00	315.47	0.00	4.53
261	AUDIO VISUAL & OTHER INST SUPPLY-MS					631.00	627.49	0.00	3.51
262	AUDIO VISUAL & OTHER INST SUPPLY-PS					2,431.00	2,422.15	0.00	8.85
263	AUDIO VISUAL & OTHER INST SUPPLY-ES					475.00	463.14	0.00	11.86
264	TOTAL					32,592.00	32,541.79	0.00	50.21
265									
266	TRAVEL-HS					1,100.00	1,097.45	0.00	2.55
267	TRAVEL-MS					100.00	99.00	0.00	1.00
268	TRAVEL-PS					100.00	99.00	0.00	1.00
269	TRAVEL-ES					1,275.00	1,261.79	0.00	13.21
270	FEES/DUES-HS					500.00	500.00	0.00	0.00
271	TOTAL					3,075.00	3,057.24	0.00	17.76
272									
273	FURN/EQUIP-HS					450.00	449.00	0.00	1.00
274	FURN/EQUIP-MS					464.00	460.15	0.00	3.85
275	FURN/EQUIP-PS					464.00	460.15	0.00	3.85
276	FURN/EQUIP-ES					465.00	460.15	0.00	4.85
277	TOTAL					1,843.00	1,829.45	0.00	13.55
278									
279	TOTAL LIBRARY					212,198.00	208,914.41	0.00	3,283.59
280									
281	<i>13-STAFF DEVELOPMENT</i>								
282									
283	DEPARTMENT HEAD/JUDGE TRUST					11,375.00	11,216.23	0.00	158.77
284	FIMM					149.00	136.72	0.00	12.28
285	HEALTH INSURANCE					783.00	751.26	0.00	31.74
286	WORKER'S COMPENSATION					60.00	40.93	0.00	19.07
287	TRS ON-BEHALF					0.00	0.00	0.00	0.00
288	UNEMPLOYMENT					8.00	7.66	0.00	0.34
289	TEACHER RETIREMENT/TRS CARE					254.00	248.00	0.00	6.00
290	TOTAL					12,629.00	12,400.80	0.00	228.20
291									
292	CONTRACTED STAFF DEVELOPMENT-HS ALLO					0.00	0.00	0.00	0.00
293	CONTRACTED STAFF-DEVELOPMENT					15,500.00	15,500.00	0.00	0.00
294	STAFF DEVELOPMENT-REGION VII					7,990.00	7,598.00	0.00	392.00
295	STAFF DEVELOPMENT-G/T-REGION VII					11,000.00	11,000.00	0.00	0.00
296	STAFF DEVELOPMENT-CT-REGION VII					3,810.00	3,806.00	0.00	4.00
297	TOTAL					38,300.00	37,904.00	0.00	396.00
298									
299	SUPPLIES-IN SERVICE					2,000.00	1,893.63	0.00	106.37
300	TOTAL					2,000.00	1,893.63	0.00	106.37
301									

	A	B	C	D	E	F	G	H	I
302	TRAVEL-HS-REG					2,445.78	1,930.02	0.00	515.76
303	TRAVEL-HS-VOC					2,417.04	2,386.43	0.00	30.61
304	TRAVEL-HS-SP ED					0.00	0.00	0.00	0.00
305	TRAVEL-HS-ST COMP					0.00	0.00	0.00	0.00
306	TRAVEL-HS-ESL					0.00	0.00	0.00	0.00
307	TRAVEL-HS ALLOTMENT					11,042.18	11,040.49	0.00	1.69
308	TRAVEL-MS-REG					3,000.00	2,650.55	0.00	349.45
309	TRAVEL-MS-SP ED					0.00	0.00	0.00	0.00
310	TRAVEL-MS-ST COMP					0.00	0.00	0.00	0.00
311	TRAVEL-MS-ESL					0.00	0.00	0.00	0.00
312	TRAVEL-PS-REG					1,000.00	724.18	0.00	275.82
313	TRAVEL-PS-G/T					50.00	50.00	0.00	0.00
314	TRAVEL-PS-SP ED					100.00	100.00	0.00	0.00
315	TRAVEL-ES-REG					3,148.80	2,872.60	0.00	276.20
316	TRAVEL-ES-G/T					101.20	101.20	0.00	0.00
317	TRAVEL-ES-SP ED					0.00	0.00	0.00	0.00
318	TRAVEL ES-ESL					0.00	0.00	0.00	0.00
319	TRAVEL-ALL SCHOOLS					0.00	0.00	0.00	0.00
320	TRAVEL -TECHNOLOGY					6,902.75	6,858.99	0.00	43.76
321	MISC OPERATING-HS-REG					510.00	510.00	0.00	0.00
322	MISC OPERATING-HS-SP ED					0.00	0.00	0.00	0.00
323	MISC OPERATING-HS-VOC					355.00	355.00	0.00	0.00
324	MISC OEPRATING-HS-G/T					0.00	0.00	0.00	0.00
325	MISC OPERATING-MS-REG					0.00	0.00	0.00	0.00
326	MISC OPERATING-MS-G/T					0.00	0.00	0.00	0.00
327	MISC OPERATING-MS-SP ED					0.00	0.00	0.00	0.00
328	MISC OPERATING-MS-ESL					0.00	0.00	0.00	0.00
329	MISC OPERATING-PS-REG					0.00	0.00	0.00	0.00
330	MISC OPERATING-PS-SP ED					0.00	0.00	0.00	0.00
331	MISC OPERATING-PS-ST COMP					0.00	0.00	0.00	0.00
332	MISC OPERATING-PS-ESL					0.00	0.00	0.00	0.00
333	MISC OPERATING-ES-REG					0.00	0.00	0.00	0.00
334	MISC OPERATING-ES-G/T					0.00	0.00	0.00	0.00
335	MISC OPERATING-ES-SP ED					0.00	0.00	0.00	0.00
336	MISC OPERATING-ES-ESL					0.00	0.00	0.00	0.00
337	TOTAL					31,072.75	29,579.46	0.00	1,493.29
338									
339	TOTAL STAFF DEVELOPMENT					84,001.75	81,777.89	0.00	2,223.86
340									
341									
342									
343	SALARY					71,143.00	70,967.38	0.00	175.62
344	FIMM					971.00	965.02	0.00	5.98
345	HEALTH INSURANCE					3,097.00	3,094.60	0.00	2.40
346	WORKER'S COMPENSATION					292.00	249.28	0.00	42.72
347	TRS ON-BEHALF					0.00	0.00	0.00	0.00
348	UNEMPLOYMENT					51.00	46.69	0.00	4.31
349	TEACHER RETIREMENT/TRS CARE					2,688.00	2,683.68	0.00	4.32
350	PERSONAL DAYS					1,000.00	1,000.00	0.00	0.00
351	TOTAL					79,242.00	79,006.65	0.00	235.35

21-INSTRUCTIONAL LEADERSHIP

	A	B	C	D	E	F	G	H	I
402	TRAVEL-ALL SCHOOLS					0.00	0.00	0.00	0.00
403	DUES-HS					810.00	810.00	0.00	0.00
404	DUES-MS					615.00	615.00	0.00	0.00
405	DUES-PS					410.00	410.00	0.00	0.00
406	DUES-ES					410.00	410.00	0.00	0.00
407	TOTAL					10,440.00	9,753.93	0.00	686.07
408									
409	FURN/EQUIP-HS					336.59	336.59	0.00	0.00
410	FURN/EQUIP-MS					324.16	324.16	0.00	0.00
411	FURN/EQUIP-PS					0.00	0.00	0.00	0.00
412	FURN/EQUIP-ES					312.58	312.58	0.00	0.00
413	TOTAL					973.33	973.33	0.00	0.00
414									
415	TOTAL SCHOOL ADMINISTRATION					730,412.50	715,212.20	0.00	15,200.30
416									
417	31-COUNSELING								
418									
419	SALARIES					283,400.00	276,855.74	0.00	6,544.26
420	FIMM					3,848.00	3,736.78	0.00	111.22
421	HEALTH INSURANCE					11,704.00	11,440.38	0.00	263.62
422	WORKER'S COMPENSATION					1,186.00	1,067.81	0.00	118.19
423	TRS ON-BEHALF					0.00	0.00	0.00	0.00
424	UNEMPLOYMENT					209.00	199.98	0.00	9.02
425	TEACHER RETIREMENT/TRS CARE					4,234.00	4,162.94	0.00	71.06
426	PERSONAL DAYS					1,000.00	1,000.00	0.00	0.00
427	TOTAL					305,581.00	298,463.63	0.00	7,117.37
428									
429	REGION VII ESC					1,500.00	1,500.00	0.00	0.00
430	TEST SCORING-HS					0.00	0.00	0.00	0.00
431	TEST SCORING-MS					0.00	0.00	0.00	0.00
432	TEST SCORING-PS					0.00	0.00	0.00	0.00
433	TEST SCORING-ES					0.00	0.00	0.00	0.00
434	TOTAL					1,500.00	1,500.00	0.00	0.00
435									
436	TEST MATERIALS-HS					0.00	0.00	0.00	0.00
437	TEST MATERIALS-MS					0.00	0.00	0.00	0.00
438	TEST MATERIALS-PS					300.00	278.29	0.00	21.71
439	TEST MATERIALS-ES					0.00	0.00	0.00	0.00
440	SUPPLIES-HS					250.00	224.76	0.00	25.24
441	SUPPLIES-MS					300.00	289.56	0.00	10.44
442	SUPPLIES-PS					350.00	333.17	0.00	16.83
443	SUPPLIES-ES					300.00	282.13	0.00	17.87
444	POSTAGE-HS					250.00	250.00	0.00	0.00
445	POSTAGE-MS					250.00	250.00	0.00	0.00
446	TOTAL					2,000.00	1,907.91	0.00	92.09
447									
448	TRAVEL-HS					1,375.00	1,339.39	0.00	35.61
449	TRAVEL-MS					410.00	405.00	0.00	5.00
450	TRAVEL-PS					925.00	418.82	0.00	506.18
451	TRAVEL-ES					1,075.00	1,034.47	0.00	40.53

	A	B	C	D	E	F	G	H	I
452	TRAVEL-ES-TSII					0.00	0.00	0.00	0.00
453	MEMBERSHIP/DUES-HS					125.00	125.00	0.00	0.00
454	MEMBERSHIP/DUES-MS					129.00	129.00	0.00	0.00
455	MEMBERSHIP/DUES-PS					125.00	125.00	0.00	0.00
456	MEMBERSHIP/DUES-ES					125.00	125.00	0.00	0.00
457	FEES & DUES-COLLEGE FAIR-HS					0.00	0.00	0.00	0.00
458	FEES-PS-STUDENTS					0.00	0.00	0.00	0.00
459	TOTAL					4,289.00	3,701.68	0.00	587.32
460									
461	FURNITURE-HS					0.00	0.00	0.00	0.00
462	FURNITURE-MS					0.00	0.00	0.00	0.00
463	FURNITURE-PS					0.00	0.00	0.00	0.00
464	TOTAL					0.00	0.00	0.00	0.00
465									
466	TOTAL COUNSELING					313,370.00	305,573.22	0.00	7,796.78
467									
468									
469									
	<i>33-HEALTH SERVICES</i>								
470	SALARIES					106,934.50	103,660.59	0.00	3,273.91
471	FIMM					1,532.00	1,445.80	0.00	86.20
472	HEALTH INSURANCE					7,818.00	7,677.86	0.00	140.14
473	WORKER'S COMPENSATION					465.00	457.63	0.00	7.37
474	TRS ON-BEHALF					0.00	0.00	0.00	0.00
475	UNEMPLOYMENT					89.00	85.71	0.00	3.29
476	TEACHER RETIREMENT/TRS CARE					16,720.00	16,709.95	0.00	10.05
477	PERSONAL DAYS					0.00	0.00	0.00	0.00
478	TOTAL					133,558.50	130,037.54	0.00	3,520.96
479									
480	CONT SERVICES-FINGERPRINTING					0.00	0.00	0.00	0.00
481	CONT SERVICES-NURSING-HS					0.00	0.00	0.00	0.00
482	CONT SERVICES-NURSING-MS					0.00	0.00	0.00	0.00
483	CONT SERVICES-NURSING-PS					0.00	0.00	0.00	0.00
484	CONT SERVICES-NURSING-ES					0.00	0.00	0.00	0.00
485	CONT SERVICES-HS					50.00	50.00	0.00	0.00
486	CONT SERVICES-MS					50.00	50.00	0.00	0.00
487	CONT SERVICES-PS					50.00	50.00	0.00	0.00
488	CONT SERVICES-ES					50.00	50.00	0.00	0.00
489	TOTAL					200.00	200.00	0.00	0.00
490									
491	SUPPLIES-HS					909.88	796.47	0.00	113.41
492	SUPPLIES-MS					645.38	638.18	0.00	7.20
493	SUPPLIES-PS					909.90	796.49	0.00	113.41
494	SUPPLIES-ES					651.38	638.20	0.00	13.18
495	TOTAL					3,116.54	2,869.34	0.00	247.20
496									
497	TRAVEL-HS					300.12	295.47	0.00	4.65
498	TRAVEL-MS					324.62	320.54	0.00	4.08
499	TRAVEL-PS					300.11	296.03	0.00	4.08
500	TRAVEL-ES					348.62	342.03	0.00	6.59
501	TOTAL					1,273.47	1,254.07	0.00	19.40

	A	B	C	D	E	F	G	H	I
552									
553	36-COCURRICULAR/EXTRACURRICULAR								
554									
555	SALARIES/STIPENDS					316,746.00	312,652.61	0.00	4,093.39
556	FIMM					4,430.00	4,348.04	0.00	81.96
557	HEALTH INSURANCE					13,724.00	13,593.34	0.00	130.66
558	WORKER'S COMPENSATION					1,182.00	1,067.81	0.00	114.19
559	TRS ON-BEHALF					0.00	0.00	0.00	0.00
560	UNEMPLOYMENT					203.00	199.98	0.00	3.02
561	TEACHER RETIREMENT/TRS CARE					7,459.00	7,323.89	0.00	135.11
562	TOTAL					343,744.00	339,185.67	0.00	4,558.33
563									
564	DRUG TESTING-HS					2,422.00	2,422.00	0.00	0.00
565	DRUG TESTING-MS					1,022.00	1,022.00	0.00	0.00
566	DRUG DOGS-HS					562.50	562.50	0.00	0.00
567	DRUG DOGS-MS					115.50	112.50	0.00	3.00
568	CONTRACTED ATHLETIC TRAINER					8,900.00	8,876.00	0.00	24.00
569	REPAIR ATHLETICS-HS					1,840.00	1,800.00	0.00	40.00
570	REPAIR-ATHLETICS-MS					2,500.00	2,500.00	0.00	0.00
571	RENTAL-DRAMA-HS					0.00	0.00	0.00	0.00
572	RENTAL-ATHLETICS					297.25	294.98	0.00	2.27
573	RENTAL-STADIUM/GYM					1,000.00	389.77	0.00	610.23
574	GAME OFFICIALS-HS					20,000.00	18,406.29	0.00	1,593.71
575	GAME OFFICIALS-MS					7,000.00	5,781.34	0.00	1,218.66
576	GAME WORKERS-HS					2,500.00	845.00	0.00	1,655.00
577	GAME WORKERS-MS					2,000.00	1,067.50	0.00	932.50
578	GAME CONTRACTS					0.00	0.00	0.00	0.00
579	CONTRACTED SERVICE-HS DRAMA					500.00	45.00	0.00	455.00
580	CONTRACTED SERVICE-MS-DRAMA					35.00	35.00	0.00	0.00
581	CONTRACTED SERVICE-HS-BAND					17,800.00	17,770.50	0.00	29.50
582	CONTRACTED SERVICE-MS-BAND					0.00	0.00	0.00	0.00
583	CONTRACTED SERVICE-HS-ATHLETICS					2,055.00	2,055.00	0.00	0.00
584	PRINTING					565.00	562.89	0.00	2.11
585	TOTAL					71,114.25	64,548.27	0.00	6,565.98
586									
587	ATHLETIC NEWSLETTER					200.00	198.00	0.00	2.00
588	UNIFORMS-FOOTBALL/BOYS BASKETBALL					13,000.00	12,577.92	0.00	422.08
589	DRAMA COSTUMES					0.00	0.00	0.00	0.00
590	BAND UNIFORMS					8,300.00	8,042.97	0.00	257.03
591	CHOIR UNIFORMS-HS					0.00	0.00	0.00	0.00
592	UIL SUPPLIES-HS					985.65	933.73	0.00	51.92
593	UIL SUPPLIES-MS					300.00	256.93	0.00	43.07
594	UIL SUPPLIES-PS					0.00	0.00	0.00	0.00
595	UIL SUPPLIES-ES					800.00	759.75	0.00	40.25
596	CHEERLEADERS-HS					0.00	0.00	0.00	0.00
597	CHEERLEADERS-MS					0.00	0.00	0.00	0.00
598	ALL ATHLETICS-HS					2,000.00	945.62	0.00	1,054.38
599	ALL ATHLETICS-MS					2,000.00	1,362.20	0.00	637.80
600	FOOTBALL-HS					10,000.00	7,648.20	0.00	2,351.80

	A	B	C	D	E	F	G	H	I
601	FOOTBALL-MS					4,000.00	3,326.04	0.00	673.96
602	BASKETBALL-HS					4,000.00	3,823.11	0.00	176.89
603	BASKETBALL-MS					1,500.00	1,294.69	0.00	205.31
604	TRACK-HS					4,000.00	3,920.68	0.00	79.32
605	TRACK-MS					500.00	204.68	0.00	295.32
606	BASEBALL-HS					4,000.00	3,924.69	0.00	75.31
607	VOLLEYBALL-HS					4,000.00	3,915.42	0.00	84.58
608	VOLLEYBALL-MS					1,500.00	1,426.27	0.00	73.73
609	GIRLS BASKETBALL-HS					4,000.00	3,998.91	0.00	1.09
610	GIRLS BASKETBALL-MS					1,500.00	1,500.00	0.00	0.00
611	GIRLS TRACK-HS					2,500.00	2,283.81	0.00	216.19
612	GIRLS TRACK-MS					1,500.00	1,100.24	0.00	399.76
613	TENNIS-HS					500.00	206.00	0.00	294.00
614	GOLF-HS					500.00	337.66	0.00	162.34
615	WEIGHT TRAINING-HS					1,500.00	988.31	0.00	511.69
616	SOFTBALL-HS					4,000.00	3,959.97	0.00	40.03
617	OFF SEASON-HS					5,000.00	4,565.45	0.00	434.55
618	OFF SEASON-MS					0.00	0.00	0.00	0.00
619	TRAINER SUPPLIES-HS					5,000.00	4,159.75	0.00	840.25
620	CROSS COUNTRY-HS					1,500.00	1,262.00	0.00	238.00
621	TOTAL					88,585.65	78,923.00	0.00	9,662.65
622									
623	EMPLOYEE TRAVEL-DRAMA-HS					769.30	769.30	0.00	0.00
624	EMPLOYEE TRAVEL-BAND-HS					1,337.82	1,293.78	0.00	44.04
625	EMPLOYEE TRAVEL-CHOIR-HS					0.00	0.00	0.00	0.00
626	EMPLOYEE TRAVEL-BAND-MS					955.86	955.86	0.00	0.00
627	EMPLOYEE TRAVEL-MUSIC-ES					0.00	0.00	0.00	0.00
628	EMPLOYEE TRAVEL-ES-UIL					0.00	0.00	0.00	0.00
629	EMPLOYEE TRAVEL-ATHELTICS-HS					17,725.00	16,194.90	0.00	1,530.10
630	STUDENT MEALS/FEES-HS					120.00	120.00	0.00	0.00
631	STUDENT MEALS/FEES-MS					0.00	0.00	0.00	0.00
632	STUDENT MEALS/FEES-PS					0.00	0.00	0.00	0.00
633	STUDENT MEALS/FEES-ES					0.00	0.00	0.00	0.00
634	STUDENTS/REP DISTRICT-HS					612.00	612.00	0.00	0.00
635	STUDENTS/REP DISTRICT-MS					0.00	0.00	0.00	0.00
636	STUDENT TRAVEL-DRAMA-HS					0.00	0.00	0.00	0.00
637	STUDENT TRAVEL-DRAMA-MS					0.00	0.00	0.00	0.00
638	STUDENT TRAVEL-BAND-HS					6,866.32	6,828.68	0.00	37.64
639	STUDENT TRAVEL-BAND-MS					1,170.00	1,167.36	0.00	2.64
640	STUDENT TRAVEL-CHOIR-HS					795.00	795.00	0.00	0.00
641	STUDENT TRAVEL-BUS CLUB-HS					1,089.02	1,089.02	0.00	0.00
642	STUDENT TRAVEL-VO AG					3,202.76	3,202.76	0.00	0.00
643	STUDENT TRAVEL-HOME ECO					6,282.17	6,282.17	0.00	0.00
644	STUDENT TRAVEL-DECA-HS					2,101.48	2,101.48	0.00	0.00
645	STUDENT TRAVEL-UIL-HS					160.00	160.00	0.00	0.00
646	STUDENT TRAVEL-UIL-MS					0.00	0.00	0.00	0.00
647	STUDENT TRAVEL-UIL-PS					0.00	0.00	0.00	0.00
648	STUDENT TRAVEL-UIL-ES					375.00	375.00	0.00	0.00

	A	B	C	D	E	F	G	H	I
649	STUDENT TRAVEL-ACADEMICS-HS					0.00	0.00	0.00	0.00
650	STUDENT TRAVEL-ROPE TRICK-ES					0.00	0.00	0.00	0.00
651	STUDENT TRAVEL-ATHLETICS-HS					0.00	0.00	0.00	0.00
652	STUDENT TRAVEL-ATHLETICS-MS					0.00	0.00	0.00	0.00
653	STUDENT TRAVEL-HS-FOOTBALL					3,450.00	2,585.93	0.00	864.07
654	STUDENT TRAVEL-MS-FOOTBALL					1,300.00	1,210.00	0.00	90.00
655	STUDENT TRAVEL-HS BASKETBALL					2,000.00	1,937.13	0.00	62.87
656	STUDENT TRAVEL-MS BASKETBALL					625.00	615.91	0.00	9.09
657	STUDENT TRAVEL-HS TRACK					800.00	646.24	0.00	153.76
658	STUDENT TRAVEL-MS TRACK					800.00	561.50	0.00	238.50
659	STUDENT TRAVEL-HS BASEBALL					1,300.00	1,101.19	0.00	198.81
660	STUDENT TRAVEL-HS VOLLEYBALL					1,690.00	1,524.29	0.00	165.71
661	STUDENT TRAVEL-MS VOLLEYBALL					1,680.00	1,680.00	0.00	0.00
662	STUDENT TRAVEL-HS GIRLS BASKETBALL					2,270.00	2,260.68	0.00	9.32
663	STUDENT TRAVEL-MS GIRLS BASKETBALL					1,100.00	1,094.00	0.00	6.00
664	STUDENT TRAVEL-HS FIRLS TRACK					400.00	322.50	0.00	77.50
665	STUDENT TRAVEL-MS GIRLS TRACK					650.00	561.50	0.00	88.50
666	STUDENT TRAVEL-HS TENNIS					550.00	492.67	0.00	57.33
667	STUDENT TRAVEL-HS GOLF					925.00	915.97	0.00	9.03
668	STUDENT TRAVEL-HS WEIGHT LIFTING					250.00	223.00	0.00	27.00
669	STUDENT TRAVEL-HS SOFTBALL					1,100.00	1,034.28	0.00	65.72
670	STUDENT TRAVEL-HS CROSS COUNTRY					600.00	566.02	0.00	33.98
671	TRAVEL-NON EMPLOYEE-HS-BAND					0.00	0.00	0.00	0.00
672	STUDENT INSURANCE-HS					25,000.00	24,781.00	0.00	219.00
673	STUDENT INSURANCE-MS					25,000.00	24,781.00	0.00	219.00
674	DUES-BAND-HS					285.00	285.00	0.00	0.00
675	DUES-CHOIR-HS					50.00	50.00	0.00	0.00
676	DUES-BAND-MS					270.00	270.00	0.00	0.00
677	DUES-MUSIC-ES					0.00	0.00	0.00	0.00
678	DUES-ATHLETICS-HS					1,170.00	1,170.00	0.00	0.00
679	STUDENT ACTIVITY-HS					570.00	570.00	0.00	0.00
680	STUDENT ACTIVITY-MS					25.00	25.00	0.00	0.00
681	FEES & DUES-DRAMA-HS					275.00	275.00	0.00	0.00
682	FEES & DUES-DRAMA-MS					0.00	0.00	0.00	0.00
683	FEES & DUES-BAND-HS					2,775.00	2,775.00	0.00	0.00
684	FEES & DUES-CHOIR-HS					100.00	100.00	0.00	0.00
685	FEES & DUES-BAND-MS					2,337.00	2,337.00	0.00	0.00
686	FEES & DUES-CHOIR-MS					0.00	0.00	0.00	0.00
687	FEES-MUSIC-ES					0.00	0.00	0.00	0.00
688	FEES & DUES-BUS DEPT-HS					440.00	440.00	0.00	0.00
689	FEES & DUES-VO AG					827.00	827.00	0.00	0.00
690	FEES & DUES-HOME ECO					1,282.00	1,282.00	0.00	0.00
691	FEES & DUES-DE					545.00	545.00	0.00	0.00
692	UIL FEES-HS					232.00	232.00	0.00	0.00
693	UIL FEES-MS					0.00	0.00	0.00	0.00
694	UIL FEES-PS					0.00	0.00	0.00	0.00
695	UIL FEES-ES					0.00	0.00	0.00	0.00
696	ACADEMIC AWARDS-HS					244.00	244.00	0.00	0.00

	A	B	C	D	E	F	G	H	I
697	ACADEMIC AWARDS-MS					150.00	150.00	0.00	0.00
698	ACADEMIC AWARDS-ES					0.00	0.00	0.00	0.00
699	JUMP ROPE FEES-ES					0.00	0.00	0.00	0.00
700	CHEERLEADER FEES-HS					0.00	0.00	0.00	0.00
701	CHEERLEADER FEES-MS					0.00	0.00	0.00	0.00
702	DRUM MAJOR/FLAGS FEES-HS					0.00	0.00	0.00	0.00
703	DEBATE FEES-HS					0.00	0.00	0.00	0.00
704	DRAMA AWARDS/JACKETS-HS					0.00	0.00	0.00	0.00
705	BAND AWARD/JACKETS-HS					1,812.84	1,812.84	0.00	0.00
706	CHOIR AWARDS/JACKETS-HS					41.00	41.00	0.00	0.00
707	BAND AWARDS-MS					45.00	45.00	0.00	0.00
708	FEES & DUES-ATHLETICS-HS					15,500.00	14,381.01	0.00	1,118.99
709	FEES & DUES-ATHLETICS-MS					3,500.00	3,450.00	0.00	50.00
710	TROPHIES, MEDALS, RIBBONS-HS					1,850.00	1,842.00	0.00	8.00
711	TROPHIES, MEDALS, RIBBONS-MS					1,200.00	1,200.00	0.00	0.00
712	ATHLETICS AWARDS/JACKETS-HS					2,590.00	2,590.00	0.00	0.00
713	TOTAL					153,167.57	147,780.97	0.00	5,386.60
714									
715	EQUIPMENT-HS-FOOTBALL					438.00	438.00	0.00	0.00
716	EQUIPMENT-ALL ATHLETICS					4,140.00	4,100.00	0.00	40.00
717	EQUIPMENT-BASKETBALL					5,312.00	5,312.00	0.00	0.00
718	EQUIPMENT-TRACK					17,798.00	17,795.00	0.00	3.00
719	TOTAL					27,688.00	27,645.00	0.00	43.00
720									
721	TOTAL COCURRICULAR/EXTRACURRICULAR					684,299.47	658,082.91	0.00	26,216.56
722									
723									
724									
725	SALARIES					336,179.00	330,035.35	0.00	6,143.65
726	FIMM					4,733.00	4,654.63	0.00	78.37
727	HEALTH INSURANCE					7,854.00	7,842.96	0.00	11.04
728	WORKER'S COMPENSATION					1,300.00	1,283.61	0.00	16.39
729	TRS ON-BEHALF					0.00	0.00	0.00	0.00
730	UNEMPLOYMENT					243.00	240.40	0.00	2.60
731	TEACHER RETIREMENT/TRS CARE					26,007.00	25,952.73	0.00	54.27
732	PERSONAL DAYS					3,200.00	3,200.00	0.00	0.00
733	TOTAL					379,516.00	373,209.68	0.00	6,306.32
734									
735	ATTORNEY FEES-SPEC ED					1,224.00	1,224.00	0.00	0.00
736	ATTORNEY FEES					3,776.00	2,798.60	0.00	977.40
737	AUDIT EXP					18,700.00	18,695.00	0.00	5.00
738	CONT-SERVICE-FINGERPRINTING					0.00	0.00	0.00	0.00
739	REGION VII ESC					4,200.00	4,176.00	0.00	24.00
740	COPIER REPAIR/MAINT					1,250.00	725.00	0.00	525.00
741	LEASE-EQUIP					2,868.00	2,868.00	0.00	0.00
742	PRINTING-SUPERINTENDENT					0.00	0.00	0.00	0.00
743	POLICY REVIEW-SCHOOL BOARD					2,300.00	2,231.68	0.00	68.32
744	PRINTING-TAX OFFICE					1,200.00	1,106.00	0.00	94.00
745	PRINTING-ADM					1,500.00	913.50	0.00	586.50

41-GENERAL ADMINISTRATION

	A	B	C	D	E	F	G	H	I
746	CONT SERVICE-TASB PAY PLAN					1,500.00	1,430.00	0.00	70.00
747	TOTAL					38,518.00	36,167.78	0.00	2,350.22
748									
749	MAGAZINES					0.00	0.00	0.00	0.00
750	SUPPLIES-SUPERINTENDENT					500.00	236.02	0.00	263.98
751	SUPPLIES-SCHOOL BOARD					1,000.00	550.10	0.00	449.90
752	SUPPLIES-TAX OFFICE					2,600.00	2,343.45	0.00	256.55
753	SUPPLIES-ADMINISTRATION					2,750.00	1,973.98	0.00	776.02
754	SERVICE PINS					700.00	691.50	0.00	8.50
755	POSTAGE-TAX					1,500.00	1,500.00	0.00	0.00
756	POSTAGE-ADM					1,500.00	1,366.37	0.00	133.63
757	SUPPLIES-TECHNOLOGY**					0.00	0.00	0.00	0.00
758	TOTAL					10,550.00	8,661.42	0.00	1,888.58
759									
760	TRAVEL-SUPERINTENDENT					2,000.00	1,924.42	0.00	75.58
761	TRAVEL-TAX					300.00	250.00	0.00	50.00
762	TRAVEL-BUS OFF					3,500.00	3,316.59	0.00	183.41
763	TRAVEL-SCHOOL BOARD					11,500.00	10,819.53	0.00	680.47
764	INSUR-SCHOOL BOARD					4,410.00	4,410.00	0.00	0.00
765	BONDING-TAX					250.00	250.00	0.00	0.00
766	BONDING-ADM					0.00	0.00	0.00	0.00
767	ELECTIONS					3,725.00	3,594.77	0.00	130.23
768	DUES-SUPERINTENDENT					350.00	350.00	0.00	0.00
769	DUES-SCHOOL BOARD					4,075.00	3,674.87	0.00	400.13
770	DUES-TAX COLLECTOR					250.00	180.00	0.00	70.00
771	DUES-SCHOOL WIDE					4,250.00	3,825.00	0.00	425.00
772	DUES-ADMIN OFFICE					5,375.00	5,375.00	0.00	0.00
773	MISC OPERATING-SUPERINTENDENT					350.00	350.00	0.00	0.00
774	MISC OPERATING-SCHOOL BOARD					3,175.00	3,142.18	0.00	32.82
775	MISC OPERATING-TAX OFFICE					100.00	84.00	0.00	16.00
776	MISC OPERATING-SCHOOL WIDE					3,000.00	2,150.00	0.00	850.00
777	MISC OPERATING-ADMIN					2,000.00	1,528.89	0.00	471.11
778	OTHER OPERATING COSTS-TAX REFUNDS					0.00	0.00	0.00	0.00
779	ADVER-TAX					525.00	516.60	0.00	8.40
780	ADVER-ADM					2,225.00	2,131.20	0.00	93.80
781	TECS FEES					0.00	0.00	0.00	0.00
782	TOTAL					51,360.00	47,873.05	0.00	3,486.95
783									
784	FURN/EQUIP-SUPERINTENDENT					800.00	799.00	0.00	1.00
785	FURN/EQUIP-SCHOOL BOARD					0.00	0.00	0.00	0.00
786	FURN/EQUIP-TECHNOLOGY**					285.00	285.00	0.00	0.00
787	TOTAL					1,085.00	1,084.00	0.00	1.00
788									
789	TOTAL GENERAL ADMINISTRATION					481,029.00	466,995.93	0.00	14,033.07
790									
791	<i>51-PLANT MAINTENANCE</i>								
792									
793	SUBSTITUTES					4,000.00	3,729.04	0.00	270.96
794	SALARIES					432,508.00	428,158.03	0.00	4,349.97

	A	B	C	D	E	F	G	H	I
795	FIMM					5,611.00	5,529.75	0.00	81.25
796	HEALTH INSURANCE					62,355.00	61,581.00	0.00	774.00
797	WORKER'S COMPENSATION					1,848.00	1,808.21	0.00	39.79
798	TRS ON-BEHALF					0.00	0.00	0.00	0.00
799	UNEMPLOYMENT					375.00	338.64	0.00	36.36
800	TEACHER RETIREMENT/TRS CARE					4,440.00	4,420.61	0.00	19.39
801	PERSONAL DAYS					1,950.00	1,950.00	0.00	0.00
802	TOTAL					513,087.00	507,515.28	0.00	5,571.72
803									
804	BUILDING APPRAISAL					0.00	0.00	0.00	0.00
805	PRINTING					0.00	0.00	0.00	0.00
806	CONTRACTED SERVICES-PHYSICALS/DRUG					1,500.00	1,197.15	0.00	302.85
807	CONTRACTED SERVICES-ELECTRICAL					25,300.00	24,950.00	0.00	350.00
808	CONTRACTED SERVICES-EXTERMINATING					9,500.00	6,649.60	0.00	2,850.40
809	CONTRACTED SERVICES-GARBAGE					10,000.00	9,976.79	0.00	23.21
810	CONTRACTED SERVICES-HEAT/AIR					190,000.00	149,802.14	0.00	40,197.86
811	CONTRACTED SERVICES-GENERAL					78,234.00	66,294.26	0.00	11,939.74
812	CONTRACTED SERVICES-FOOTBALL/BASEBAL					8,000.00	5,185.00	0.00	2,815.00
813	CONTRACTED SERVICES-GYM FLOORS					4,500.00	3,828.00	0.00	672.00
814	CONTRACTED SERVICES-SOUND SYS					15,000.00	14,517.03	0.00	482.97
815	CONTRACTED SERVICES-ROAD REPAIR					52,500.00	52,030.00	0.00	470.00
816	CONTRACTED SERVICES-FIRE EXT					5,500.00	3,005.00	0.00	2,495.00
817	CONTRACTED SERVICES-PLUMBING					13,000.00	9,943.09	0.00	3,056.91
818	CONTRACTED SERVICES-DST WIDE					0.00	0.00	0.00	0.00
819	CONTRACTED SERVICES-ROOFING					0.00	0.00	0.00	0.00
820	CONTRACTED SERVICES-TECHNOLOGY**					0.00	0.00	0.00	0.00
821	PHONE-HS					2,000.00	1,416.62	0.00	583.38
822	PHONE-MS					1,500.00	724.60	0.00	775.40
823	PHONE-PS					1,000.00	724.60	0.00	275.40
824	PHONE-ES					1,000.00	724.60	0.00	275.40
825	PHONE-ADM					1,500.00	626.17	0.00	873.83
826	PHONE-CAFETERIA					500.00	323.67	0.00	176.33
827	PHONE-BUS/MAINTENANCE					3,050.00	3,024.80	0.00	25.20
828	PHONE-HS MEREDITH STADIUM					2,000.00	1,793.61	0.00	206.39
829	WATER					37,500.00	34,701.33	0.00	2,798.67
830	ELECTRICITY					268,500.00	247,575.04	0.00	20,924.96
831	GAS					29,000.00	27,339.76	0.00	1,660.24
832	CABLE INTERNET					3,500.00	3,400.00	0.00	100.00
833	TOTAL					764,084.00	669,752.86	0.00	94,331.14
834									
835	VEHICLE SUPPLIES					0.00	0.00	0.00	0.00
836	CUSTODIAL SUPPLIES					85,000.00	76,639.76	0.00	8,360.24
837	MAINT/GROUNDS SUPPLIES					70,000.00	64,616.38	0.00	5,383.62
838	SUPPLIES-TECHNOLOGY**					0.00	0.00	0.00	0.00
839	TOTAL					155,000.00	141,256.14	0.00	13,743.86
840									
841	TRAVEL-MAIT					0.00	0.00	0.00	0.00
842	PROPERTY INSUR					58,628.00	58,557.00	0.00	71.00

	A	B	C	D	E	F	G	H	I
843	FEES-MAINT DEPT					0.00	0.00	0.00	0.00
844	TOTAL					58,628.00	58,557.00	0.00	71.00
845									
846	CAPITAL OUTLAY					6,150.00	6,111.54	0.00	38.46
847									
848	TOTAL PLANT MAINTENANCE					1,496,949.00	1,383,192.82	0.00	113,756.18
849									
850	<i>52-SECURITY & MONITORING SERVICES</i>								
851									
852	CONT SERV-SECURITY-HS					2,400.00	2,400.00	0.00	0.00
853	CONT SERV-SECURITY-MS					0.00	0.00	0.00	0.00
854	CONT SERV-HS					790.00	788.29	0.00	1.71
855	CONT SERV-MS					1,045.00	1,036.32	0.00	8.68
856	CONT SERV-PS					1,525.00	1,522.32	0.00	2.68
857	CONT SERV-ES					555.00	550.28	0.00	4.72
858	MISC CONT SERV-HS					1,380.00	1,377.50	0.00	2.50
859	MISC CONT SERV-MS					310.00	302.50	0.00	7.50
860	MISC CONT SERV-PS					310.00	302.50	0.00	7.50
861	MISC CONT SERV-ES					200.00	192.50	0.00	7.50
862	MISC CONT SERV-ADM					2,300.00	2,282.50	0.00	17.50
863	TOTAL					10,815.00	10,754.71	0.00	60.29
864									
865	SUPPLIES-HS					1,560.00	1,558.75	0.00	1.25
866	SUPPLIES-MS					1,480.00	1,473.75	0.00	6.25
867	SUPPLIES-PS					1,480.00	1,473.75	0.00	6.25
868	SUPPLIES-ES					1,480.00	1,473.75	0.00	6.25
869	SUPPLIES-ADM					627.00	626.70	0.00	0.30
870	TOTAL					6,627.00	6,606.70	0.00	20.30
871									
872	EQUIP-HS					15,312.28	15,309.20	0.00	3.08
873	EQUIP-MS					4,482.27	4,481.52	0.00	0.75
874	EQUIP-PS					4,482.28	4,481.53	0.00	0.75
875	EQUIP-ES					3,460.27	3,458.90	0.00	1.37
876	EQUIP-ADM					7,090.00	7,087.20	0.00	2.80
877	TOTAL					34,827.10	34,818.35	0.00	8.75
878									
879	TOTAL SECURITY & MONITORING					52,269.10	52,179.76	0.00	89.34
880									
881	<i>53-DATA PROCESSING</i>								
882									
883	SALARY/STIPEND					0.00	0.00	0.00	0.00
884	FIMM					0.00	0.00	0.00	0.00
885	HEALTH INSURANCE					0.00	0.00	0.00	0.00
886	WORKER'S COMPENSATION					0.00	0.00	0.00	0.00
887	TRS ON-BEHALF					0.00	0.00	0.00	0.00
888	UNEMPLOYMENT					0.00	0.00	0.00	0.00
889	TEACHER RETIREMENT/TRS CARE					0.00	0.00	0.00	0.00
890	PERSONAL DAYS					0.00	0.00	0.00	0.00
891	TOTAL					0.00	0.00	0.00	0.00

	A	B	C	D	E	F	G	H	I
892									
893	CONTRACTED SERVICES-DISTRICT					25,000.00	25,000.00	0.00	0.00
894	CONT SERVICE-FINGERPRINTING					0.00	0.00	0.00	0.00
895	HARDWARE & SOFTWARE MAINT-HS					7,050.00	6,366.32	0.00	683.68
896	HARDWARE & SOFTWARE MAINT-MS					7,900.00	7,832.86	0.00	67.14
897	HARDWARE & SOFTWARE MAINT-PS					7,900.00	7,832.86	0.00	67.14
898	HARDWARE & SOFTWARE MAINT-ES					7,900.00	7,832.84	0.00	67.16
899	HARDWARE & SODTWARE MAINT-TAX					6,000.00	6,000.00	0.00	0.00
900	HARDWARE & SOFTWARE MAINT-ADM					14,000.00	13,279.00	0.00	721.00
901	MISC CONT SERVICES-HS					19,800.00	19,793.56	0.00	6.44
902	MISC CONT SERVICES-MS					19,300.00	19,281.70	0.00	18.30
903	MISC CONT SERVICES-PS					19,300.00	19,281.70	0.00	18.30
904	MISC CONT SERVICES-ES					19,300.00	19,281.70	0.00	18.30
905	TOTAL					153,450.00	151,782.54	0.00	1,667.46
906									
907	COMPUTER SUPPLIES-HS					1,131.25	1,115.78	0.00	15.47
908	COMPUTER SUPPLIES-MS					3,306.25	3,090.46	0.00	215.79
909	COMPUTER SUPPLIES-PS					3,306.25	3,090.46	0.00	215.79
910	COMPUTER SUPPLIES-ES					3,306.25	3,090.46	0.00	215.79
911	COMPUTER SUPPLIES-ADM					180.00	164.80	0.00	15.20
912	TOTAL					11,230.00	10,551.96	0.00	678.04
913									
914	TRAVEL					0.00	0.00	0.00	0.00
915	FEES/DUES					0.00	0.00	0.00	0.00
916	TOTAL					0.00	0.00	0.00	0.00
917									
918	COMPUTERS-HS					8,337.58	8,337.32	0.00	0.26
919	COMPUTERS-MS					21,421.59	21,223.53	0.00	198.06
920	COMPUTERS-PS					21,421.59	21,223.53	0.00	198.06
921	COMPUTERS-ES					21,421.59	21,223.52	0.00	198.07
922	COMPUTERS-ADM					0.00	0.00	0.00	0.00
923	TOTAL					72,602.35	72,007.90	0.00	594.45
924									
925	TOTAL DATA PROCESSING					237,282.35	234,342.40	0.00	2,939.95
926									
927									
928									
929	CONTRACTED SERVICE-HS					1,832.00	1,825.00	0.00	7.00
930	CONTRACTED SERVICE-MS					1,832.00	1,825.00	0.00	7.00
931	CONTRACTED SERVICE-PS					1,832.00	1,825.00	0.00	7.00
932	CONTRACTED SERVICE-ES					1,832.00	1,825.00	0.00	7.00
933	TOTAL					7,328.00	7,300.00	0.00	28.00
934									
935	TOTAL COMMUNITY SERVICE					7,328.00	7,300.00	0.00	28.00
936									
937									
938									
939	FITNESS EQUIP-PRINCIPAL					0.00	0.00	0.00	0.00
940	FITNESS EQUIP-INTEREST					0.00	0.00	0.00	0.00

	A	B	C	D	E	F	G	H	I
941	TOTAL					0.00	0.00	0.00	0.00
942									
943	TOTAL DEBT SERVICE					0.00	0.00	0.00	0.00
944									
945	<i>81-FACILITIES ACQUISITION & CONSTRUCTION</i>								
946									
947	FACILITY PLANNING					0.00	0.00	0.00	0.00
948	CONT SERVICES-TECHNOLOGY-MS**					0.00	0.00	0.00	0.00
949	CONT SERVICES-TECHNOLOGY-PS**					0.00	0.00	0.00	0.00
950	CONT SERVICES-TECHNOLOGY-ES**					0.00	0.00	0.00	0.00
951	CONT SERVICES-TECHNOLOGY-ADM**					0.00	0.00	0.00	0.00
952	CONT SERVICES-STADIUM					0.00	0.00	0.00	0.00
953	TOTAL					0.00	0.00	0.00	0.00
954									
955	SUPPLIES-STADIUM/TRACK					0.00	0.00	0.00	0.00
956	TOTAL					0.00	0.00	0.00	0.00
957									
958	LAND PURCHASE					0.00	0.00	0.00	0.00
959	FEES-LAND PURCHASE					0.00	0.00	0.00	0.00
960	BUILDING CONSTRUCTION-MS/PS ROOF					0.00	0.00	0.00	0.00
961	BUILDING CONSTRUCTION-HS/ES RENNOV					1,446,322.00	1,277,994.39	0.00	168,327.61
962	PARKING/ROADS-ALL SCHOOLS					120,000.00	119,997.68	0.00	2.32
963	BUILDING CONSTRUCTION-HS/ES RENNOV					61,000.00	60,685.00	0.00	315.00
964	BUILDING CONSTRUCTION-STADIUM TRACK					0.00	0.00	0.00	0.00
965	BUILDING CONSTRUCTION-FIELDHOUSE					0.00	0.00	0.00	0.00
966	FURN/EQUIP-TECHNOLOGY-DST**					0.00	0.00	0.00	0.00
967	TOTAL					1,627,322.00	1,458,677.07	0.00	168,644.93
968									
969	TOTAL FACILITIES & CONSTRUCTION					1,627,322.00	1,458,677.07	0.00	168,644.93
970									
971	<i>93-PAYMENTS TO MEMBER DISTRICTS/FISCAL AGENTS</i>								
972									
973	SSA-SUPERNET II					8,471.00	8,402.35	0.00	68.65
974	SSA-SPECIAL EDUCATION					359,979.06	359,979.06	0.00	0.00
975	SSA-RUS-DLT GRANT					0.00	0.00	0.00	0.00
976									
977	TOTAL PAYMENTS TO MEMBER DISTRICTS					368,450.06	368,381.41	0.00	68.65
978									
979	<i>99-OTHER INTERGOVERNMENTAL CHARGES</i>								
980									
981	APPRAISAL DISTRICT					106,688.00	106,656.00	0.00	32.00
982									
983	TOTAL OTHER INTERGOVERNMENTAL					106,688.00	106,656.00	0.00	32.00
984									
985	TRANSFER OUT-WOOD COUNTY SSA					168,386.00	168,386.00	0.00	0.00
986									
987									
988	TOTAL OPERATING BUDGET					15,418,312.58	14,527,290.34	0.00	891,022.24
989									

	A	B	C	D	E	F	G	H	I
990									
991	DEBT SERVICE FUND								
992	599								
993									
994	BONDS					0.00	0.00	0.00	0.00
995	INTEREST					0.00	0.00	0.00	0.00
996	FEES					0.00	0.00	0.00	0.00
997						0.00	0.00	0.00	0.00
998	TOTAL								
999	TOTAL DEBT SERVICE								
1000									
1001									
1002	TOTAL OPERATING FUND								
1003	AND DEBT SERVICE								
1004						15,418,312.58	14,527,290.34	0.00	891,022.24
1005									
1006	***TECHNOLOGY EXPENSES TO BE								
1007	FUNDED					95,054.00	95,030.40	0.00	23.60
1008									
1009									
1010	REFERENCE GUIDE								
1011									
1012	HS					ST COMP	STATE COMPENSATORY		
1013	MS	HIGH SCHOOL				ESL	ENGLISH/SPANISH LANGUAGE		
1014	PS	MIDDLE SCHOOL				VOC	VOCATIONAL EDUCATION		
1015	ES	PRIMARY SCHOOL				G/T	GIFTED/TALENTED EDUCATION		
1016	ADM	ELEMENTARY SCHOOL				SP ED	SPECIAL EDUCATION		
1017		ADMINISTRATION							
1018									
1019	MINEOLA INDEPENDENT SCHOOL DISTRICT								
1020									
1021	2013-2014 REVENUE								
1022	199-GENERAL FUND								
1023						BUDGETED	RECEIVED		BALANCE
1024	TAXES-CURRENT YEAR					6,213,681.00	6,213,876.49		-195.49
1025	TAXES-PRIOR YEAR					141,500.00	142,538.59		-1,038.59
1026	TAXES-PENALTIES					96,000.00	98,753.25		-2,753.25
1027	TAXES-INTEREST					0.00	0.00		0.00
1028	DRIVER EDUCATION TUITION					0.00	0.00		0.00
1029	TUITION-SUMMER SCHOOL					1,300.00	1,350.00		-50.00
1030	EARNING FROM PERMANENT INVESTMENTS					3,050.00	3,050.00		0.00
1031	EARNING FROM TEMPORARY INVESTMENTS					38,500.00	42,166.97		-3,666.97
1032	RENTAL OF FACILITIES					12,250.00	12,477.24		-227.24
1033	GIFTS/BEQUESTS-MEREDITH-					251,900.00	251,900.00		0.00
1034	GIFTS/BEQUESTS-MEREDITH-HS BAND					0.00	0.00		0.00
1035	GIFTS/BEQUESTS-HS WEIGHT ROOM					0.00	0.00		0.00
1036	GIFTS/BEQUESTS-MEREDITH-ES PLAYG					0.00	0.00		0.00
1037	GIFTS/BEQUESTS					0.00	0.00		0.00
1038	INSURANCE RECOVERY					0.00	0.00		0.00
1039	ATHLETIC ACTIVITY					60,000.00	60,628.85		-628.85

	A	B	C	D	E	F	G	H	I	
1075	MINEOLA INDEPENDENT SCHOOL DISTRICT									
1076										
1077										
1078	FUND 199	YEAR TO DATE CASH FLOW						Local Maint	Designated	
1079	BEGINNING CASH BALANCE							30,260.70		
1080	BEGINNING TEXPOOL/CD/SAVINGS							2,193,420.45	5,034,109.32	
1081										
1082							0.00			
1083	AUDITOR'S ADJUSTMENTS						411,335.73			
1084	ACCURED PAYROLL REVERSAL						445,102.81			
1085	ACCURED PAYROLL						0			
1086	REVENUE TO DATE						13,426,222.60	-1,133,535.77	-1,133,535.77	
1087	ACCOUNT RECEIVABLE						288,840.00			
1088	EXPENDITURES TO DATE						14,527,290.34		0.00	
1089	DEFERRED REVENUE						0.00			
1090	ACCOUNT PAYABLE						17.41			
1091										
1092	ENDING CASH BALANCE							-21,134.43		
1093	ENDING TEXPOOL/CD BALANCE							2,599,873.28	3,900,573.55	
1094										
1095	UNENCUMBERED BALANCE							2,599,873.28	3,900,573.55	
1096										
1097	TRANSFER OUT TO WC SSA						0.00			
1098										
1099	TOTAL								6,500,446.83	
1100										
1101	GRAND TOTAL TEXPOOL/CD FOR LOCAL MAINTENANCE									
1102										
1103	FUND 599	\$						Debt Service		
1104	BEGINNING CASH BALANCE							1.53		
1105	BEGINNING TEXPOOL BALANCE							107,099.15		
1106										
1107	REVENUE TO DATE						36.50			
1108										
1109	EXPENDITURES TO DATE						0.00			
1110										
1111	ENDING CASH BALANCE							1.53		
1112	ENDING TEXPOOL BALANCE							107,135.65		
1113										
1114	JAN INTEREST PAYMENT							0.00		
1115	JULY PRINCIPAL/INTEREST PAYMENT							0.00		
1116										
1117	PROBABLE TEA PAYBACK						0.00			
1118	UNENCUMBERED BALANCE							107,135.65		
1119										
1120								107,135.65		
1121										
1122	GRAND TOTAL TEXPOOL FOR DEBT SERVICE									
1123										
1124										

MINEOLA INDEPENDENT SCHOOL DISTRICT

Executive Financial Summary

August 31, 2014

General Bank Accounts

Local Maintenance

Fund 199-Operating Fund	(21,134.43)	
Fund 397-Advanced Placement Incentives	0.00	
Fund 401-Extended Day/Year	0.00	
Fund 404-Accelerated Reading	0.00	
Fund 409-Ninth Grade Initiative	0.00	
Fund 410-Instructional Materials Allotment	0.00	
Fund 411-Technology	0.00	
Fund 414-Texas Reading Academies	0.00	
Fund 427-Read to Succeed	0.00	
Fund 429-DATE Grant	0.00	
Fund 434-SSA Visually Impaired	0.00	
Fund-437-SSA Special Education	52,776.58	
Fund 459-SSA Supernet II	65,675.35	
Fund 499-State Funded	0.00	
TOTAL		97,317.50

Consolidated

Fund 204-Drug Free Schools	0.00	
Fund 211-Title 1	0.00	
Fund 226-Residential Placement	0.00	
Fund 244-Vocational Grant	0.00	
Fund 255-Class Reduction	0.00	
Fund 262-Title II-Technology	0.00	
Fund 266-Title XIV-SFSF	0.00	
Fund 270-Title VI-Rural & Low Income	0.00	
Fund 285-Title I, Part A ARRA	0.00	
Fund 287-Education Jobs	0.00	
Fund 313-IDEA-Part B-Shared Services	0.00	
Fund 314-IDEA Part B-Preschool-Shared Serv	0.00	
Fund 315-IDEA Part B-Discretionary	0.00	
TOTAL		0.00

Cafeteria

Food Service	828.49	
TOTAL		828.49

Interest & Sinking

Debt Service	1.53	
TOTAL		1.53

\$

ACTIVITY FUND MANAGEMENT

Mineola Independent School District

MISD District Improvement Fund	81,601.40	
Head Start	444.50	
District Lost Book Account	19,134.53	
TOTAL		101,180.43
Mineola Primary School		
Advisory Council	8,944.32	
Yearbooks	3,814.09	
Box Tops	8,656.74	
Flower Fund	415.10	
Library Fund	1,298.20	
T-Shirts	240.00	
Teacher Gifts	9,757.89	
Title I Book Acct	375.00	
School Vending	2,103.29	
Benevolent Fund	12,229.43	
Lounge Vending	3,176.47	
TOTAL		51,010.53
Mineola Elementary School		
Teacher Gifts	3,222.19	
School Annual	1,578.80	
Benevolent Fund	1,398.09	
Advisory Council	5,835.01	
Flower Fund	117.39	
Library Fund	3,454.01	
Lounge Vending	124.74	
Jump Rope	803.91	
School Vending	12,733.95	
P. E.	5.00	
Kiwanis Kids	209.75	
Super Dads	278.74	
TOTAL		29,761.58
Mineola Middle School		
AVID	270.08	
Band Fund	0.00	
PE-MS	1,195.01	
Volleyball	287.00	
Flower Fund	145.83	
Jacket Jazz	176.67	
Advisory Council	1,364.80	
Choir	151.44	
MS Cheerleaders	3,662.48	
MS Yearbook	1,821.51	
Crime Stoppers	485.00	
Junior Honor Society	211.06	
Communities in Schools	775.98	
Athletic Boosters	614.90	
Library Fund	710.65	
Lounge Vending	870.02	
FCA-MS	3,471.46	
Builder's Club	1,867.42	
School Vending	6,738.14	
Benevolent Fund	8,032.74	
Science Club	1,456.80	
Student Council	434.69	

TOTAL

34,743.68

Mineola High School

Art	852.39
Auto Mechanics	1,475.04
Anchor Club	461.15
Crime Stoppers	224.62
Annual Staff	7,675.69
Athletic Vending	11,300.79
Athletic Equipment Donations	1,357.28
Band Fund	2,015.09
Band Boosters	5,854.78
Business Club	379.82
D. E. C. A.	814.51
Fellowship of Christian Athletes	1,701.77
Future Farmers of America	31.14
Future Homemakers of America	254.39
Class of 2016	2,615.99
Benevolent Fund	2,961.58
Testing/Tuition	544.45
Lounge Vending	787.35
Student Technoloty Assoc	1,210.74
I-Pad fees	30,029.32
Choir	1,126.00
Class of 2014	0.00
Key Club	933.24
Library Fund	865.68
CIS-Go Center	499.57
Junior Historians	738.71
National Honor Society	229.66
Nature Trail	1,137.10
PAL'S	159.43
Project Graduation	2,762.16
H. S. Players/Drama	1,947.83
Flower Fund	1,163.05
Student Council	371.99
Scholarship Fund	16,563.00
Class of 2015	10,476.61
Spanish Club	252.58
Class of 2017	425.00
Slot Car Racing	2,240.65
Girl's Athletic Scholarship	95.99
Varsity Cheerleaders	1,350.26
AVID	217.17
School Vending	9,236.82

TOTAL

125,340.39

WOOD COUNTY SPECIAL EDUCATION SSA

Activity Fund	261.09
---------------	--------

TOTAL


261.09

PORTFOLIO SUMMARY
ACTIVITY FOR MONTH ENDING
August 31, 2014

CERTIFICATE OF DEPOSIT/SAVINGS

<i>Investments</i>	<i>Cost</i>	<i>Market</i>	<i>Ratio</i>	<i>Interest Rate</i>
Beginning of period	7,421,505.36	8,093,815.21	100.00%	
Deposits	501,707.15			
Withdrawals	1,450,000.00			
End of period	6,473,212.51	6,473,212.51		
Interest Accrued	7,815.14			
End of Period				
Bank Texas				
CD # 8025567	263,773.03	263,773.03	100.00%	0.60%
Bank Texas				
CD # 8025872	1,053,882.20	1,053,882.20	100.00%	1.00%
First National Bank-Gilmer in Mineola				
CD # 1005229	240,322.57	240,322.57	100.00%	0.60%
Mineola Community				
CD # 01-00542339-9	160,180.07	160,180.07	100.00%	0.60%
Capital One				
Savings #3830656862	4,551,730.90	4,551,730.90	100.00%	0.40%
City National Bank				
CD #10305497	203,323.74	203,323.74	100.00%	0.60%

This report is in compliance with the investment strategies as approved by the Public Funds Investment Act




 Investment Officer

**TEXPOOL
PORTFOLIO SUMMARY
ACTIVITY FOR MONTH ENDING
August 31, 2014**

LOCAL MAINTENANCE

<i>Investments</i>	<i>Cost</i>	<i>Market</i>	<i>Ratio</i>	<i>Interest Rate</i>
Beginning of period	27,233.42	27,233.42	100.00%	0.03%
Deposits	0.00			
Withdrawals	0.00			
Interest accrued	0.90			
End of Period	27,234.32	27,234.32	100.00%	0.03%

This report is in compliance with the investment strategies as approved by the Public Funds Investment Act



Investment Officer

**TEXPOOL
PORTFOLIO SUMMARY
ACTIVITY FOR MONTH ENDING
August 31, 2014**

FOOD SERVICE

<i>Investments</i>	<i>Cost</i>	<i>Market</i>	<i>Ratio</i>	<i>Interest Rate</i>
Beginning of period	48,555.30	48,555.30	100.00%	0.03%
Deposits	0.00			
Withdrawals	48,000.00			
Interest accrued	0.69			
End of Period	555.99	555.99	100.00%	0.03%

This report is in compliance with the investment strategies as approved by the Public Funds Investment Act



Investment Officer

**TEXPOOL
PORTFOLIO SUMMARY
ACTIVITY FOR MONTH ENDING
August 31, 2014**

INTEREST & SINKING

<i>Investments</i>	<i>Cost</i>	<i>Market</i>	<i>Ratio</i>	<i>Interest Rate</i>
Beginning of period	107,132.43	107,132.43	100.00%	0.03%
Deposits	0.00			
Withdrawals	0.00			
Interest accrued	3.22			
End of Period	107,135.65	107,135.65	100.00%	0.03%

This report is in compliance with the investment strategies as approved by the Public Funds Investment Act


Investment Officer


**TEXPOOL
PORTFOLIO SUMMARY
ACTIVITY FOR MONTH ENDING
August 31, 2014**

WORKERS COMPENSATION

<i>Investments</i>	<i>Cost</i>	<i>Market</i>	<i>Ratio</i>	<i>Interest Rate</i>
Beginning of period	457,500.88	457,500.88	100.00%	0.03%
Deposits	0.00			
Withdrawals	608.00			
Interest accrued	13.70			
End of Period	456,906.58	456,906.58	100.00%	0.03%

This report is in compliance with the investment strategies as approved by the Public Funds Investment Act

Investment Officer




**EDWARD JONES
PORTFOLIO SUMMARY
ACTIVITY FOR MONTH ENDING
August 31, 2014**

DAN PEACOCK TRUST

<i>Investments</i>	<i>Cost</i>	<i>Market</i>	<i>Ratio</i>	<i>Combined Interest Rate</i>
Beginning of period	16,094.29	16,094.29	100.00%	0.00%
Deposits	75.72			
Charges	0.00			
Change in Value YTD	(7.79)			
End of Period	16,162.22	16,162.22	100.00%	0.00%

This report is in compliance with the investment strategies as approved by the
Public Funds Investment Act



Investment Officer

**EDWARD JONES
PORTFOLIO SUMMARY
ACTIVITY FOR MONTH ENDING
August 31, 2014**

G. W. ENGLISH TRUST

<i>Investments</i>	<i>Cost</i>	<i>Market</i>	<i>Ratio</i>	<i>Combined Interest Rate</i>
Beginning of period	235,708.14	235,708.14	100.00%	0.00%
Deposits	1,325.53			
Charges	0.00			
Change in Value YTD	(2,785.40)			
End of Period	234,248.27	234,248.27	100.00%	0.00%

This report is in compliance with the investment strategies as approved by the
Public Funds Investment Act



Investment Officer


**EDWARD JONES
PORTFOLIO SUMMARY
ACTIVITY FOR MONTH ENDING
August 31, 2014**

MARILYN MERRITT WILSON TRUST

<i>Investments</i>	<i>Cost</i>	<i>Market</i>	<i>Ratio</i>	<i>Combined Interest Rate</i>
Beginning of period	435,931.44	435,931.44	100.00%	0.00%
Deposits	2,586.37			
Charges	0.00			
Change in Value YTD	(3,873.43)			
End of Period	434,644.38	434,644.38	100.00%	0.00%

This report is in compliance with the investment strategies as approved by the Public Funds Investment Act

Investment Officer




**MINEOLA COMMUNITY BANK
PORTFOLIO SUMMARY
ACTIVITY FOR MONTH ENDING
August 31, 2014**

JUDGE TRUST

<i>Investments</i>	<i>Cost</i>	<i>Market</i>	<i>Ratio</i>	<i>Interest Rate</i>
Beginning of period				
CD	18,000.00	18,000.00	100.00%	0.60%
CD	24,329.52	24,329.52	100.00%	0.60%
CD	26,814.59	26,814.59	100.00%	0.60%
SAVINGS ACCT	4,205.23	4,205.23	100.00%	0.25%
Deposits	0.00			
Withdrawals	3,050.00			
Quarterly Interest	0.00			
End of Period	1,155.23	1,155.23		
CD	18,000.00	18,000.00	100.00%	0.60%
CD	24,329.52	24,329.52	100.00%	0.60%
CD	26,814.59	26,814.59	100.00%	0.60%
SAVINGS ACCT	1,155.23	1,155.23	100.00%	0.25%

This report is in compliance with the investment strategies as approved by the Public Funds Investment Act



 Investment Officer

**CAPITAL ONE BANK
PORTFOLIO SUMMARY
ACTIVITY FOR MONTH ENDING
August 31, 2014**

WOOD COUNTY SPECIAL EDUCATION SHARED SERVICES ARRANGEMENT

<i>Investments</i>	<i>Cost</i>	<i>Market</i>	<i>Ratio</i>	<i>Interest Rate</i>
Beginning of period	562,823.40	562,823.40	100.00%	0.30%
Deposits	100,000.00			
Withdrawals	0.00			
Interest accrued	146.71			
End of Period	662,970.11	662,970.11	100.00%	0.30%

This report is in compliance with the investment strategies as approved by the Public Funds Investment Act



Investment Officer

**TEXPOOL
PORTFOLIO SUMMARY
ACTIVITY FOR MONTH ENDING
August 31, 2014**

WOOD COUNTY SPECIAL EDUCATION SHARED SERVICES ARRANGEMENT

<i>Investments</i>	<i>Cost</i>	<i>Market</i>	<i>Ratio</i>	<i>Interest Rate</i>
Beginning of period	15,392.84	15,392.84	100.00%	0.03%
Deposits	0.00			
Withdrawals	0.00			
Interest accrued	0.46			
End of Period	15,393.30	15,393.30	100.00%	0.03%

This report is in compliance with the investment strategies as approved by the Public Funds Investment Act



Investment Officer

**TEXPOOL
PORTFOLIO SUMMARY
ACTIVITY FOR MONTH ENDING
August 31, 2014**

**WOOD COUNTY SPECIAL EDUCATION SHARED SERVICES ARRANGEMENT
WORKER'S COMPENSATION**

<i>Investments</i>	<i>Cost</i>	<i>Market</i>	<i>Ratio</i>	<i>Interest Rate</i>
Beginning of period	27,692.32	27,692.32	100.00%	0.03%
Deposits	0.00			
Withdrawals	11,773.33			
Interest accrued	0.66			
End of Period	15,919.65	15,919.65	100.00%	0.03%

This report is in compliance with the investment strategies as approved by the Public Funds Investment Act


Investment Officer

BANK: 01 LOCAL MAINTENANCE

CHECK TYPE	CHECK NUMBER	CHECK DATE	CHECK AMOUNT	REMITTED TO
OFFC	63541	8-13-2014	3,000.00	6595 HARDING UNIVERSITY - <i>Meredith Scholarship</i>
SYST	63542	8-18-2014	243.64	6590 AADVANTAGE LAUNDRY SYSTEMS - <i>Repair</i>
SYST	63543	8-18-2014	428.14	6085 ACE HARDWARE - <i>MAINTENANCE</i>
SYST	63544	8-18-2014	110.27	3815 ADVENTURES IN LEARNING - <i>5th G</i>
SYST	63545	8-18-2014	129.00	9932 ASCA - <i>Reading</i>
SYST	63546	8-18-2014	246.18	3549 AT&T - <i>Phone Lines</i>
SYST	63547	8-18-2014	10.24	3533 AT&T LONG DISTANCE - <i>long distance</i>
SYST	63548	8-18-2014	432.71	5517 BARNES & NOBLE BOOKSELLERS, INC. - <i>Ed, G/T, NK Budined</i>
SYST	63549	8-18-2014	1,061.50	1467 BAXTER SALES COMPANY, INC. - <i>Custodial</i>
SYST	63550	8-18-2014	60.00	9931 BETH GODAIR - <i>REIMBURSE</i>
SYST	63551	8-18-2014	167.50	6958 BONNIE GARRETT - <i>REIMBURSE</i>
SYST	63552	8-18-2014	3,065.77	522 BSN/PASSON'S/GSC/CONLIN SPORTS - <i>Football</i>
SYST	63553	8-18-2014	314.44	1033 CADE'S BUILDING MATERIALS, INC. - <i>MAINTENANCE</i>
SYST	63554	8-18-2014	352.06	571 CENTERPOINT ENERGY RESOURCES CORP. - <i>Gas</i>
SYST	63555	8-18-2014	1,538.40	546 CHEM-SERV, INC. - <i>CUSTODIAL</i>
SYST	63556	8-18-2014	371.30	9674 CHRIS BRANNAN - <i>REIMBURSE</i>
SYST	63557	8-18-2014	315.00	5750 COCA-COLA REFRESHMENTS - <i>Athletics</i>
SYST	63558	8-18-2014	670.32	557 DEALERS ELECTRICAL SUPPLY CO. - <i>MAINTENANCE</i>
SYST	63559	8-18-2014	2,205.00	6815 DEMOULIN - <i>HS BAND</i>
SYST	63560	8-18-2014	1,601.05	8444 DUKO OIL CO, INC - <i>TRANSPORTATION</i>
SYST	63561	8-18-2014	150.82	6961 EAI EDUCATION - <i>5th G</i>
SYST	63562	8-18-2014	44.00	563 EAST TEXAS ALARM, INC. - <i>ADMIN</i>
SYST	63563	8-18-2014	4,367.91	908 EAST TEXAS SPORTS CENTER - <i>Powerlift, TRACK, X-CITY, Softball</i>
SYST	63564	8-18-2014	4,338.99	1916 EUBANKS-HARRIS-ROBERTS-CRAIG - <i>Roof Architect</i>
SYST	63565	8-18-2014	5,919.83	2170 FLATT STATIONERS, INC. - <i>Copy Paper - 1st Semester</i>
SYST	63566	8-18-2014	474.51	7703 G&K SERVICES - <i>CUSTODIAL, MAINTENANCE, TRANSPORTATION</i>
SYST	63567	8-18-2014	20.00	920 GLEN DOSSETT - <i>REIMBURSE</i>
SYST	63568	8-18-2014	1,470.00	7809 GRADUATE SALES LIMITED - <i>Athletic, Band Jackets</i>
SYST	63569	8-18-2014	67.50	5402 HARDY COOK & HARDY, PC - <i>School ATTY</i>
SYST	63570	8-18-2014	990.00	6327 HERRINGTON HEAT & AC - <i>REPAIR</i>
SYST	63571	8-18-2014	5,100.00	7153 HEWLETT-PACKARD COMPANY - <i>REPLACEMENT PRINTERS</i>
SYST	63572	8-18-2014	68.00	4267 HOMETOWN TROPHY & AWARD, INC. - <i>Athletic</i>
SYST	63573	8-18-2014	28,998.20	603 HOUGHTON MIFFLIN COMPANY - <i>TEXTBOOKS</i>
SYST	63574	8-18-2014	226.20	4361 HR DIRECT - <i>ADMIN</i>
SYST	63575	8-18-2014	268.04	1475 JOHN DEERE FINANCIAL - <i>MAINTENANCE</i>
SYST	63576	8-18-2014	45.84	6894 JOHN T. VANDOVER - <i>REIMBURSE</i>
SYST	63577	8-18-2014	4,810.00	6691 JOHNNY NEIDHOLT - <i>DRAINAGE Ht GYM</i>
SYST	63578	8-18-2014	67.89	9422 JOSH WHEELER - <i>REIMBURSE</i>
SYST	63579	8-18-2014	85.00	6739 JULIE HEARD
SYST	63580	8-18-2014	68.31	7075 KERRY VANCLEAVE
SYST	63581	8-18-2014	24.85	7444 LAURA DENNIS
SYST	63582	8-18-2014	945.28	9787 LEARNING WHEELS - <i>3rd, 4th, 5th G</i>
SYST	63583	8-18-2014	69.95	8261 LESLIE PIERCE - <i>REIMBURSE</i>
SYST	63584	8-18-2014	276.89	7705 LISA MILLER
SYST	63585	8-18-2014	335.89	8054 LONE STAR LEARNING - <i>5th G</i>
SYST	63586	8-18-2014	38.74	6280 LONGHORN FORD - <i>TRANSPORTATION</i>
SYST	63587	8-18-2014	619.82	2686 LOWE'S - <i>MAINTENANCE</i>
SYST	63588	8-18-2014	1,149.48	8076 MINEOLA ISD TAX COLLECTOR - <i>AUTO TAX PYMT</i>

BANK: 01 LOCAL MAINTENANCE

CHECK TYPE	CHECK NUMBER	CHECK DATE	CHECK AMOUNT	REMITTED TO
SYST	63589	8-18-2014	264.00	649 MINEOLA MONITOR- ADMIN
SYST	63590	8-18-2014	190.05	1815 MINEOLA SUPPLY COMPANY, INC.-Custodial
SYST	63591	8-18-2014	800.64	7501 MOMAR, INC.- TRANSPORTATION
SYST	63592	8-18-2014	59.36	9873 MONICA BRANNAN- REIMBURSE
SYST	63593	8-18-2014	259.00	3202 MPRINTS PRINTING, INC - Ms OFFICE
SYST	63594	8-18-2014	29.00	3529 MR D'S 10 MINUTE OIL CHANGE - TRANSPORTATION
SYST	63595	8-18-2014	6.36	8155 MUNICIPAL SERVICES BUREAU- TOLL CHG
SYST	63596	8-18-2014	87.15	921 NELDA SHIPP- REIMBURSE
SYST	63597	8-18-2014	3.86	8156 NORTH TEXAS TOLLWAY AUTHORITY- TOLL CHG
SYST	63598	8-18-2014	177.77	8110 O'REILLY AUTO PARTS- TRANSPORTATION
SYST	63599	8-18-2014	169.39	1714 PATTY HAWKINS- REIMBURSE
SYST	63600	8-18-2014	8,860.82	5531 PERDUE, BRANDON, FIELDER, COLLINS & - DEL TAX ATTY- July
SYST	63601	8-18-2014	40.00	1986 PERKINS RENTALS- MAINTENANCE
SYST	63602	8-18-2014	2,725.50	7476 PIONEER MANUFACTURING CO- MAINTENANCE
SYST	63603	8-18-2014	565.00	7119 PRO-TURF- MAINTENANCE
SYST	63604	8-18-2014	216.00	7165 RABO BUSINESS FORMS, INC. - ADMIN
SYST	63605	8-18-2014	150.23	7499 RAEANN PRUITT- REIMBURSE
SYST	63606	8-18-2014	1,920.00	7905 RAPTOR TECHNOLOGIES, INC. - SUPPORT 14/15
SYST	63607	8-18-2014	2,754.00	6473 REGION IV EDUCATION SERVICE CENTER - TEXTBOOKS
SYST	63608	8-18-2014	400.00	1365 REGION VII EDUCATION SERVICE CENTER- JOHNSON
SYST	63609	8-18-2014	180.00	5593 REGION XIII - 3rd, 4th, 5th G
SYST	63610	8-18-2014	2,800.00	9908 SCHOOL MESSENGER- PHONE CALLING 14/15
SYST	63611	8-18-2014	146,504.25	9864 RENEAU ROOFING & SHEET METAL- ROOF #4
SYST	63612	8-18-2014	777.00	5370 REPUBLIC SERVICES- TRASH PICK-UP
SYST	63613	8-18-2014	2,426.95	8442 RUSH BUS CENTERS- TRANSPORTATION
SYST	63614	8-18-2014	61,400.40	9526 S & S ROOFING INC - ROOF #2
SYST	63615	8-18-2014	1,219.90	4555 SCHOLASTIC INC - 3rd, 5th G
SYST	63616	8-18-2014	350.00	8821 SCHOOL NEWSPAPERS ONLINE - HS Journalism
SYST	63617	8-18-2014	2,500.00	9868 SCOTT WARD - HS BAND
SYST	63618	8-18-2014	89.50	9711 SOUTHWEST SOLUTIONS- REPAIR
SYST	63619	8-18-2014	533.67	2013 STORY-WRIGHT INC. - PS OFFICE
SYST	63620	8-18-2014	74.40	7179 SUSAN LOMANTO- REIMBURSE
SYST	63621	8-18-2014	3,913.72	763 TASB, INC - School BOARD Conv, update 100, 14-15 Dkt, Boardbook
SYST	63622	8-18-2014	4,125.00	5751 TASBO- PIPELINE- 14-15
SYST	63623	8-18-2014	420.00	3765 TASSP- Sorenson, Simmond
SYST	63624	8-18-2014	5,322.05	5035 TATUM MUSIC CO, INC - HS BAND
SYST	63625	8-18-2014	410.00	7110 TEPSA- Madley
SYST	63626	8-18-2014	3,000.00	9933 TEXAS A & M UNIVERSITY- MEREDITH Scholarship
SYST	63627	8-18-2014	2,150.00	2473 TEXAS ASSOCIATION OF SCHOOL ADM.- Dkt 14/15
SYST	63628	8-18-2014	14.00	774 TEXAS DEPT OF PUBLIC SAFETY- CRIMINAL history July
SYST	63629	8-18-2014	317.20	9063 THE MARKERBOARD PEOPLE - 5th G
SYST	63630	8-18-2014	127.62	9929 THE OUTSTANDING MATH GUIDE - 3rd, 4th, 5th G
SYST	63631	8-18-2014	505.44	9615 TOTE UNLIMITED- HS BAND
SYST	63632	8-18-2014	92.18	7149 TRACTOR SUPPLY CREDIT PLAN- MAINTENANCE
SYST	63633	8-18-2014	250.00	7198 TVVOA - Volleyball
SYST	63634	8-18-2014	65.00	6378 VICKY VALEK- REIMBURSE
SYST	63635	8-18-2014	1,352.74	822 WAL-MART STORES TEXAS, LLC - Head Start, 3rd G, MAINT, Ed Counselor,
SYST	63636	8-18-2014	195.00	7417 WALDEN POWER EQUIPMENT- MAINTENANCE Ms Art, 5th G

BANK: 01 LOCAL MAINTENANCE

CHECK TYPE	CHECK NUMBER	CHECK DATE	CHECK AMOUNT	REMITTED TO
SYST	63637	8-18-2014	29,343.25	825 WOOD COUNTY APPRAISAL DISTRICT - 4 th Quarter
OFFC	63638	8-19-2014	23.16	8110 O'REILLY AUTO PARTS - TRANSPORTATION
OFFC	63639	8-20-2014	119.00	REGAN BRANDON - REIMBURSE
OFFC	63640	8-25-2014	30.24	822 WAL-MART STORES TEXAS, LLC - MAINTENANCE
OFFC	63641	8-25-2014	28.42	1475 JOHN DEERE FINANCIAL - MAINTENANCE
SYST	63642	8-28-2014	36,830.00	7898 ADVANCED PAVING & SEALCOAT - School Road
SYST	63643	8-28-2014	413.73	3815 ADVENTURES IN LEARNING - 5 th G
SYST	63644	8-28-2014	20,185.18	745 AEP SOUTHWESTERN ELECTRIC POWER - Electric
SYST	63645	8-28-2014	245.00	7399 ALLIED MOBILE HEALTH TRAINING, INC - CPR CARDS
SYST	63646	8-28-2014	22.73	9109 AMERI-TEX SERVICES - Athletics
SYST	63647	8-28-2014	5,762.12	6791 ATHLETIC SUPPLY - Football
SYST	63648	8-28-2014	1,318.00	6162 B & D FIRE SAFETY - FIRE EXTINGUISHERS ANNUAL
SYST	63649	8-28-2014	6,860.57	522 BSN/PASSON'S/GSC/CONLIN SPORTS - Football, Volleyball
SYST	63650	8-28-2014	9,309.61	3149 BUDGET BUSINESS SYSTEMS - TONER All Schools
SYST	63651	8-28-2014	49.36	8010 CEDAR CREEK FOOD GROUP - Athletic meal
SYST	63652	8-28-2014	56.07	1329 CHEVRON - 1 st AG
SYST	63653	8-28-2014	150.00	9498 CHICKEN EXPRESS - Athletic meal
SYST	63654	8-28-2014	390.00	9936 CICI'S 76 - Athletic meal
SYST	63655	8-28-2014	2,657.47	549 CITY OF MINEOLA - WATER
SYST	63656	8-28-2014	57.00	2118 DAIRY QUEEN - Athletic meal
SYST	63657	8-28-2014	2,500.00	7914 DEATON'S COMMUNICATIONS LLC - AIRTIME 14/15
SYST	63658	8-28-2014	3,508.49	908 EAST TEXAS SPORTS CENTER - Football
SYST	63659	8-28-2014	4,000.00	5291 FOLLETT SCHOOL SOLUTIONS - ALL libraries
SYST	63660	8-28-2014	435.47	7632 FRED J MILLER INC - HS BAND
SYST	63661	8-28-2014	30.00	4302 LISA ALLEN - REIMBURSE
SYST	63662	8-28-2014	49.00	9704 MINDY REDDING - REIMBURSE
SYST	63663	8-28-2014	400.00	8076 MINEOLA ISD TAX COLLECTOR - AUTO PYMT
SYST	63664	8-28-2014	3,000.00	9875 PATSY RAMIREZ - INSERVICE
SYST	63665	8-28-2014	314,522.20	9864 RENEAU ROOFING & SHEET METAL - Roofing #5
SYST	63666	8-28-2014	90,824.00	8442 RUSH BUS CENTERS - Bus
SYST	63667	8-28-2014	102,575.76	9526 S & S ROOFING INC - Roofing #3
SYST	63668	8-28-2014	283.87	4555 SCHOLASTIC INC Ed GIT
SYST	63669	8-28-2014	864.84	724 SCHOOL SPECIALTY, INC. - 75 Kindergarten
SYST	63670	8-28-2014	140.51	9668 SHELBY ONEILL - GAME OFFICIAL
SYST	63671	8-28-2014	1,359.10	2013 STORY-WRIGHT INC. - MS OFFICE, ADMIN, PE OFFICE, Ed OFFICE,
SYST	63672	8-28-2014	35.00	6883 SUBWAY - School Board
SYST	63673	8-28-2014	72.28	7168 SUDDENLINK COMMUNICATIONS - HS phone line
SYST	63674	8-28-2014	136.04	9934 SUSAN RENEAL LEDKINS - GAME OFFICIAL
SYST	63675	8-28-2014	150.00	5751 TASBO - BJOKE
SYST	63676	8-28-2014	210.00	3765 TASSP - SAUER
SYST	63677	8-28-2014	173.45	5035 TATUM MUSIC CO, INC - HS BAND
SYST	63678	8-28-2014	1,681.00	7488 TEXAS TEES - HS BAND
SYST	63679	8-28-2014	109.50	5580 VENITA WATTS - REIMBURSE
SYST	63680	8-28-2014	1,871.58	822 WAL-MART STORES TEXAS, LLC - 1 st G, Athletics, Kindergarten, MS Reading
SYST	63682*	8-31-2014	281.65	6085 ACE HARDWARE - MAINTENANCE 2 nd G, ADMIN, HS SCIENCE
SYST	63683	8-31-2014	952.20	8188 AMERICAN BAND ACCESSORIES LLC - HS BAND
SYST	63684	8-31-2014	2,500.00	9851 API SYSTEMS INC - FIRE ALARMS - ANNUAL
SYST	63685	8-31-2014	718.00	6162 B & D FIRE SAFETY - ANNUAL FIRE EXTINGUISHERS

BANK: 01 LOCAL MAINTENANCE

CHECK TYPE	CHECK NUMBER	CHECK DATE	CHECK AMOUNT	REMITTED TO
SYST	63686	8-31-2014	146.25	5672 B & W COMMUNICATIONS - <i>MAINTENANCE</i>
SYST	63687	8-31-2014	1,096.50	1467 BAXTER SALES COMPANY, INC. - <i>CUSTODIAL</i>
SYST	63688	8-31-2014	286.75	9228 BUSINESS INK, CO - <i>ADMIN</i>
SYST	63689	8-31-2014	139.36	1033 CADE'S BUILDING MATERIALS, INC. - <i>MAINTENANCE</i>
SYST	63690	8-31-2014	7,650.00	9910 CARL OWENS TRUCK & RV COLLISION CTR - <i>TRANSPORTATION</i>
SYST	63691	8-31-2014	12,650.00	8637 CHAMBERS ELECTRICAL CONTRACTORS, LLC - <i>LIGHTING FOOTBALL PARKING</i>
SYST	63692	8-31-2014	390.00	9939 CICI'S PIZZA - <i>ATHLETIC MEALS</i>
SYST	63693	8-31-2014	310.00	954 DAIRY QUEEN - " "
SYST	63694	8-31-2014	75.00	2118 DAIRY QUEEN - " "
SYST	63695	8-31-2014	100.48	8459 DAVID TEMPLE - <i>GAME OFFICIAL</i>
SYST	63696	8-31-2014	1,532.40	557 DEALERS ELECTRICAL SUPPLY CO. - <i>MAINTENANCE</i>
SYST	63697	8-31-2014	4,110.85	8444 DUKO OIL CO, INC - <i>TRANSPORTATION</i>
SYST	63698	8-31-2014	163.00	563 EAST TEXAS ALARM, INC. - <i>ADMIN</i>
SYST	63699	8-31-2014	195.00	6371 ELLIOTT-THOMAS HEALTH CENTER, P.C. - <i>Bus/Custodian Physicals</i>
SYST	63700	8-31-2014	45,690.00	580 FREY SCIENTIFIC - <i>HS SCIENCE LAB</i>
SYST	63701	8-31-2014	380.40	7703 G&K SERVICES - <i>TRANSPORTATION, CUSTODIAL, MAINTENANCE</i>
SYST	63702	8-31-2014	262.89	4548 GRAINGER - <i>MAINTENANCE</i>
SYST	63703	8-31-2014	117.50	5402 HARDY COOK & HARDY, PC - <i>SCHOOL ATTY</i>
VOID	63704	8-31-2014	0.00	VOID CHECK FROM SYSTEM
SYST	63705	8-31-2014	9,100.00	6327 HERRINGTON HEAT & AC - <i>Birk Locker, ES lounge Compressor, Ed #1 MOTOR, MISC</i>
SYST	63706	8-31-2014	89.32	9630 JASON BAQUET - <i>GAME OFFICIAL UNIT</i>
SYST	63707	8-31-2014	117.84	9943 KELLY MUFFOLETTO - <i>GAME OFFICIAL</i>
SYST	63708	8-31-2014	40.00	5606 KELLY MURPHY - <i>GAME OFFICIAL</i>
SYST	63709	8-31-2014	23,808.00	9626 KOYCERA DOCUMENT SOLUTIONS - <i>4 COPIERS</i>
SYST	63710	8-31-2014	4,781.21	9891 L AND J TELECOMMUNICATIONS - <i>ACCESS POINTS</i>
SYST	63711	8-31-2014	496.69	2686 LOWE'S - <i>MAINTENANCE</i>
SYST	63712	8-31-2014	375.70	631 MARK'S PLUMBING PARTS - <i>MAINTENANCE</i>
SYST	63713	8-31-2014	40.00	8194 MIKE BROWNING - <i>GAME OFFICIAL</i>
SYST	63714	8-31-2014	2,651.70	4471 MINEOLA ISD STUDENT NUTRITION - <i>IN SERVICE MEALS 10/14</i>
SYST	63715	8-31-2014	738.00	649 MINEOLA MONITOR - <i>ADMIN</i>
SYST	63716	8-31-2014	7,343.05	1815 MINEOLA SUPPLY COMPANY, INC. - <i>CUSTODIAL</i>
SYST	63717	8-31-2014	145.00	3529 MR D'S 10 MINUTE OIL CHANGE - <i>TRANSPORTATION</i>
SYST	63718	8-31-2014	98.66	8110 O'REILLY AUTO PARTS - <i>TRANSPORTATION</i>
SYST	63719	8-31-2014	91.76	9650 PAIGE SELLERS - <i>GAME OFFICIAL</i>
SYST	63720	8-31-2014	7,615.05	5531 PERDUE, BRANDON, FIELDER, COLLINS & - <i>DEL TAX ARMY-AUG</i>
SYST	63721	8-31-2014	394.57	685 PRICE INTERNATIONAL, INC - <i>TRANSPORTATION</i>
SYST	63722	8-31-2014	777.00	5370 REPUBLIC SERVICES - <i>TRASH PICK-UP</i>
SYST	63723	8-31-2014	15,275.35	7334 RUDD CONTRACTING CO, INC - <i>HS SCIENCE LAB</i>
SYST	63724	8-31-2014	727.78	8442 RUSH BUS CENTERS - <i>TRANSPORTATION</i>
SYST	63725	8-31-2014	4,316.00	7168 SUDDENLINK COMMUNICATIONS - <i>SUPERNET II</i>
SYST	63726	8-31-2014	2,067.42	8726 SUPERIOR FLEET SERVICE, INC - <i>TRANSPORTATION</i>
SYST	63727	8-31-2014	1,100.00	763 TASEB, INC - <i>PERSONNEL 14/15</i>
SYST	63728	8-31-2014	2,078.91	5035 TATUM MUSIC CO, INC - <i>HS BAND</i>
SYST	63729	8-31-2014	41.75	8425 VERIZON - <i>CELL PHONE</i>
SYST	63730	8-31-2014	217.80	822 WAL-MART STORES TEXAS, LLC - <i>PRE-K, MAINT, 3RD G</i>
SYST	63731	8-31-2014	358.51	7417 WALDEN POWER EQUIPMENT - <i>MAINTENANCE</i>
SYST	63732	8-31-2014	160.00	8972 WING DINGERS - <i>BAND MEALS</i>
OFFC	63733	8-31-2014	42,619.13	4447 CYNERGY TECHNOLOGY BY COMPUTERLAND - <i>ACCESS POINTS</i>

BANK 01 TOTALS	SYSTEM CHECKS	NO CHECKS	CHECK AMOUNTS
	SYSTEM CHECKS	185	1,142,536.09
	OFFICE CHECKS	6	45,819.95
	VOID CHECKS	1	0.00
		192	1,188,356.04