

Youth Truth Survey

Ector County ISD Summary of Results



Youth Truth Survey Historical Information

Historical Information -

- Youth Truth Survey funded by the Education Foundation for past 3 years.
- Survey was administered in November 2017, February 2019 and November 2019 to all ECISD secondary students.
- The first 2 years, student participation was very low.
- November 2019 participation was at approximately 74%

High School Summary

6,084
Students at
70%
Participation



	November 2019-20	February 2018-19
Engagement	49%	46%
Academic Rigor	55%	54%
Relationships	34%	36%
Belonging & Peer Collaboration	40%	39%
Culture	23%	20%
College & Career Readiness	35%	31%



High School Summary



High School Results:

Compared to other participating 548 other high schools, ECISD's **highest rated themes** were:

1. Engagement
2. College & Career Readiness

Engagement



3.42

**College &
Career
Readiness**



3.13

High School Summary



Compared to other participating 548 other high schools, ECISD's **lowest rated themes** were:

1. Relationships
2. Academic Rigor

**Academic
Rigor**

3.62



Relationships

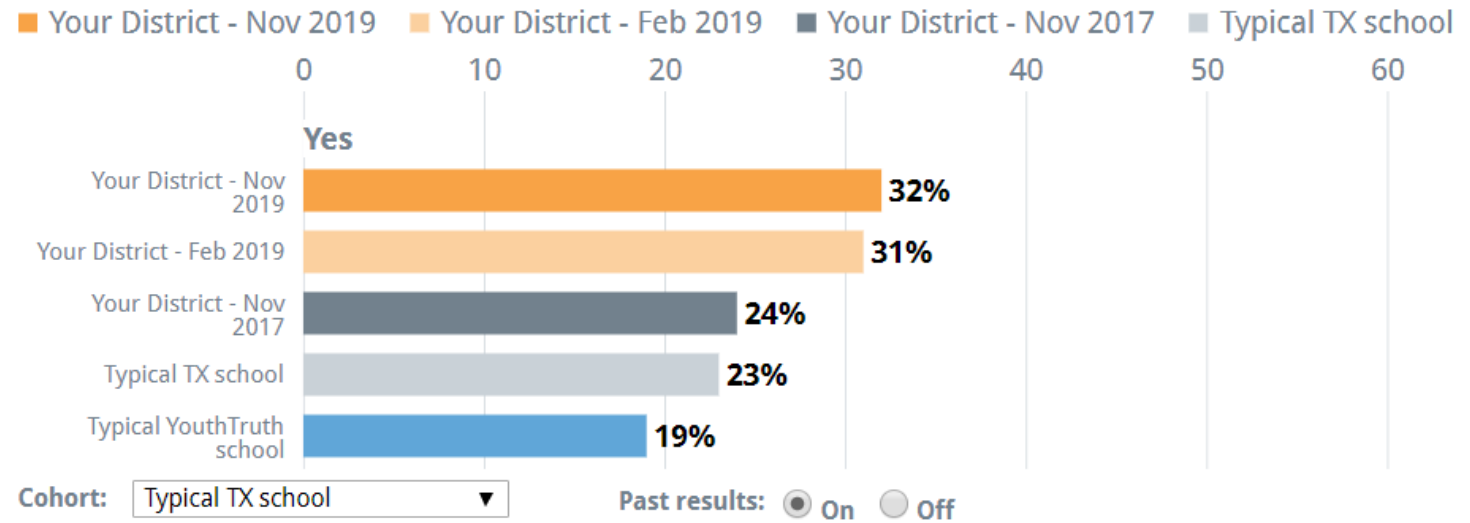
3.23



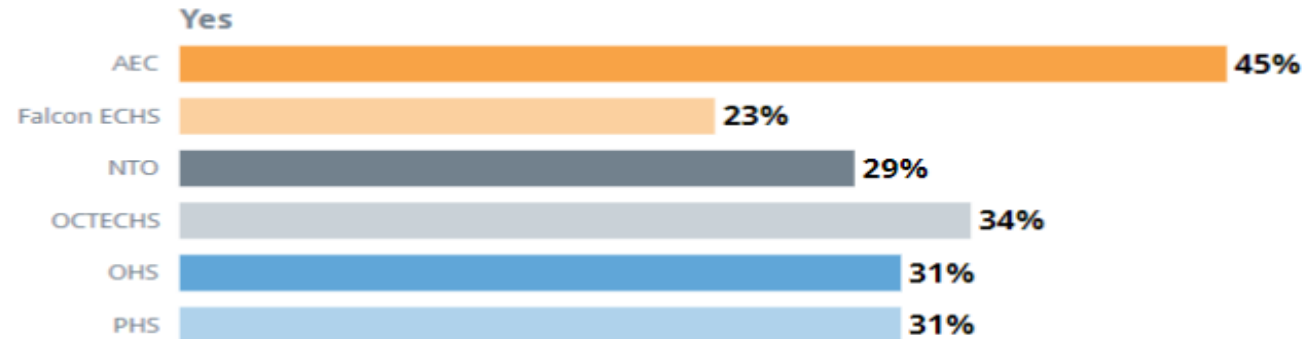
High School Summary



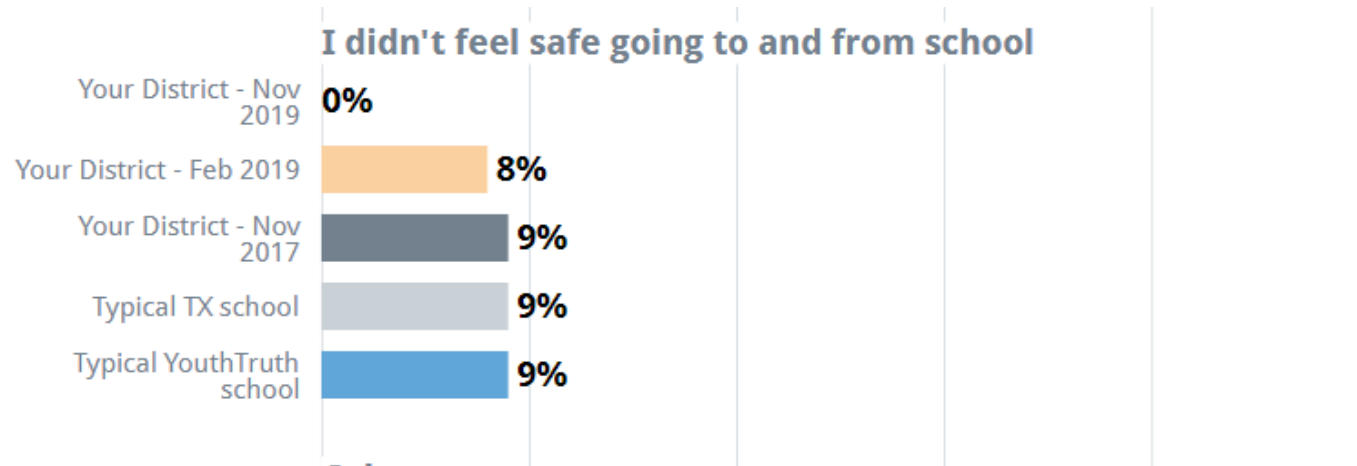
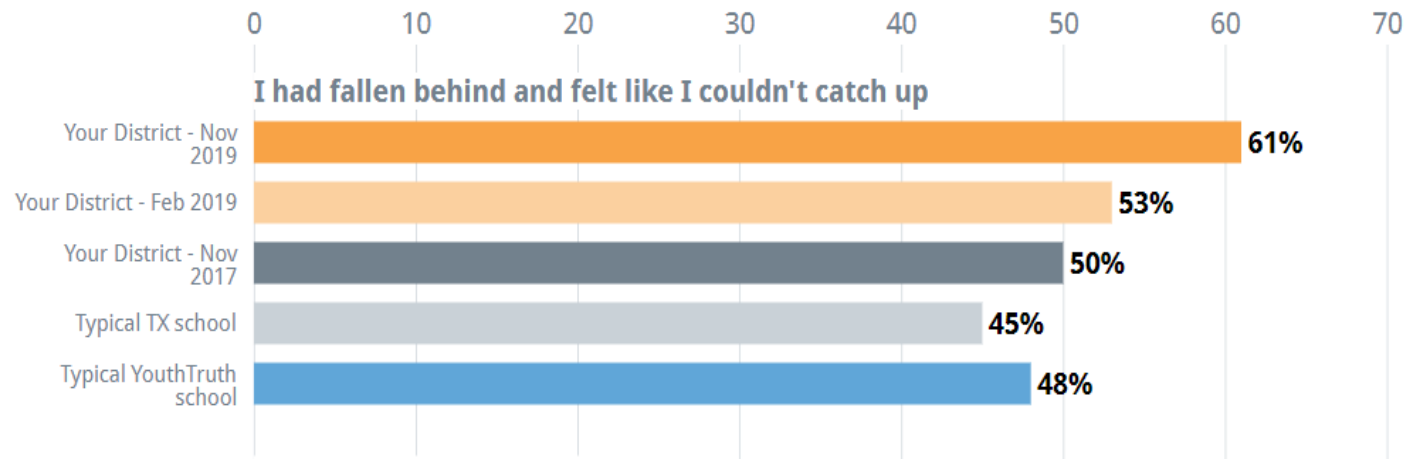
Have you ever seriously considered dropping out of high school? - Overall



Legend: AEC (orange), Falcon ECHS (light orange), NTO (dark grey), OCTECHS (light grey), OHS (blue), PHS (light blue).



High School Summary



Middle School Summary

5,692
Students at
77%
Participation



	November 2019-20	February 2018-19
Engagement	47%	46%
Academic Rigor	55%	58%
Relationships	33%	36%
Belonging & Peer Collaboration	40%	36%
Culture	25%	21%



Middle School Summary



Middle School Results:

Compared to other participating 354 middle schools, ECISD's **highest rated themes** were:

1. Engagement
2. Belonging & Peer Collaboration

Engagement



3.36

**Belonging &
Peer
Collaboration**



3.26

Middle School Summary



Compared to other participating 354 middle schools, ECISD's **lowest rated themes** were:

1. Relationships
2. Academic Rigor

Relationships

3.17



**Academic
Rigor**

3.59



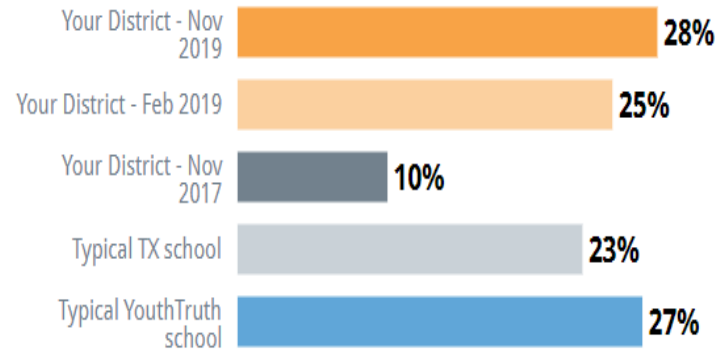
Middle School Summary



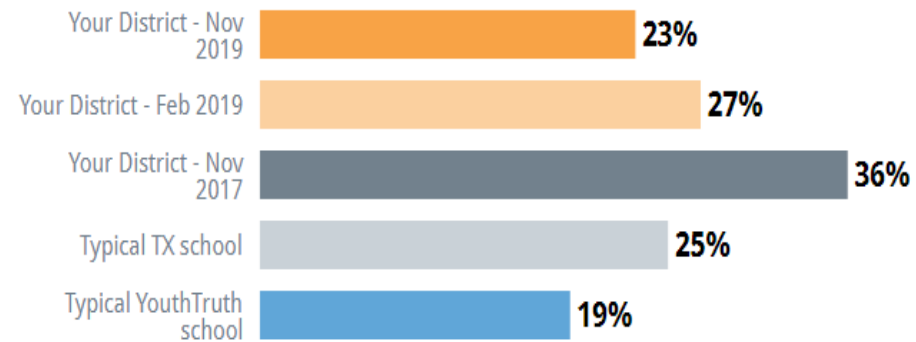
What is one change your school should make? - Overall

■ Your District - Nov 2019 ■ Your District - Feb 2019 ■ Your District - Nov 2017 ■ Typical TX school ■ Typical YouthTruth school

Other Areas for Improvement



Culture



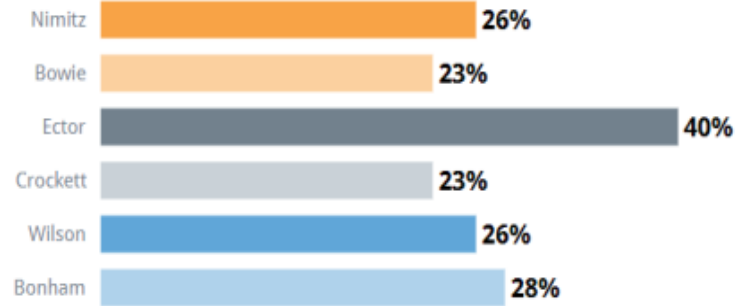
Middle School Summary



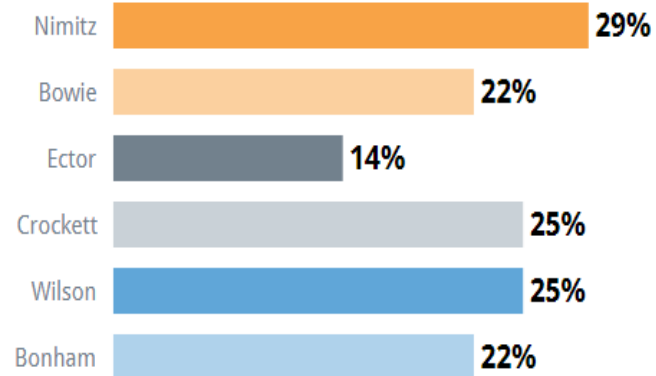
What is one change your school should make? - Subgroup

■ Nimitz ■ Bowie ■ Ector ■ Crockett ■ Wilson ■ Bonham

Other Areas for Improvement



Culture



District Summary



Group	Survey Theme	Elementary	Middle	High
Student	Engagement	N/A	47% ↑1	49% ↑3
	Academic Rigor	N/A	55% ↓3	55% ↑1
	Relationships	N/A	33% ↓3	34% ↓2
	Culture	N/A	25% ↑4	23% ↑3
	Belonging & Peer Collaboration	N/A	40% ↑4	40% ↑1

Overall Results:

Engagement - ↑ for both MS & HS

Academic Rigor - ↓ for MS & ↑ for HS

Relationships - ↓ for both MS & HS

Culture - ↑ for both MS & HS

Belonging & Peer Collaboration - ↑ for both MS & HS

District Next Steps



Youth Truth Survey Usage:

- ☐ Share and Discuss with campus staff - Principals will create a presentation to share information with their staff and discuss to gain a clear understanding of the information. Utilize the 4 D's (Defensive, Dismissive, Dejected, Downplay the Negative) presentation to prepare the staff to honestly reflect on results. Principals will submit the presentation and the meeting agenda to EDs
- ☐ Address in Campus Improvement Plan - Campuses will use as part of the Campus Improvement Plan to plan for improving the culture and instruction overall
- ☐ Inform instructional practices - Campuses will use to inform instructional practice (especially Academic Rigor) through the Data Driven Instruction Process (DDI)

District Next Steps



Youth Truth Survey Informed Activities:

- ☐ Academic Rigor – Implementation of processes to evaluate and make changes in the planning to ensure academic rigor is aligned with the state standards.
- ☐ Academic Rigor – Performed a clinic with teachers on how to create critical thinking questions to implement in lesson plans to use with students consistently.
- ☐ Relationships – Trained teachers to understand the impact of creating relationships with students. Teachers were asked to list 5 students to have conversations with on a consistent basis to try and impact their learning growth.