


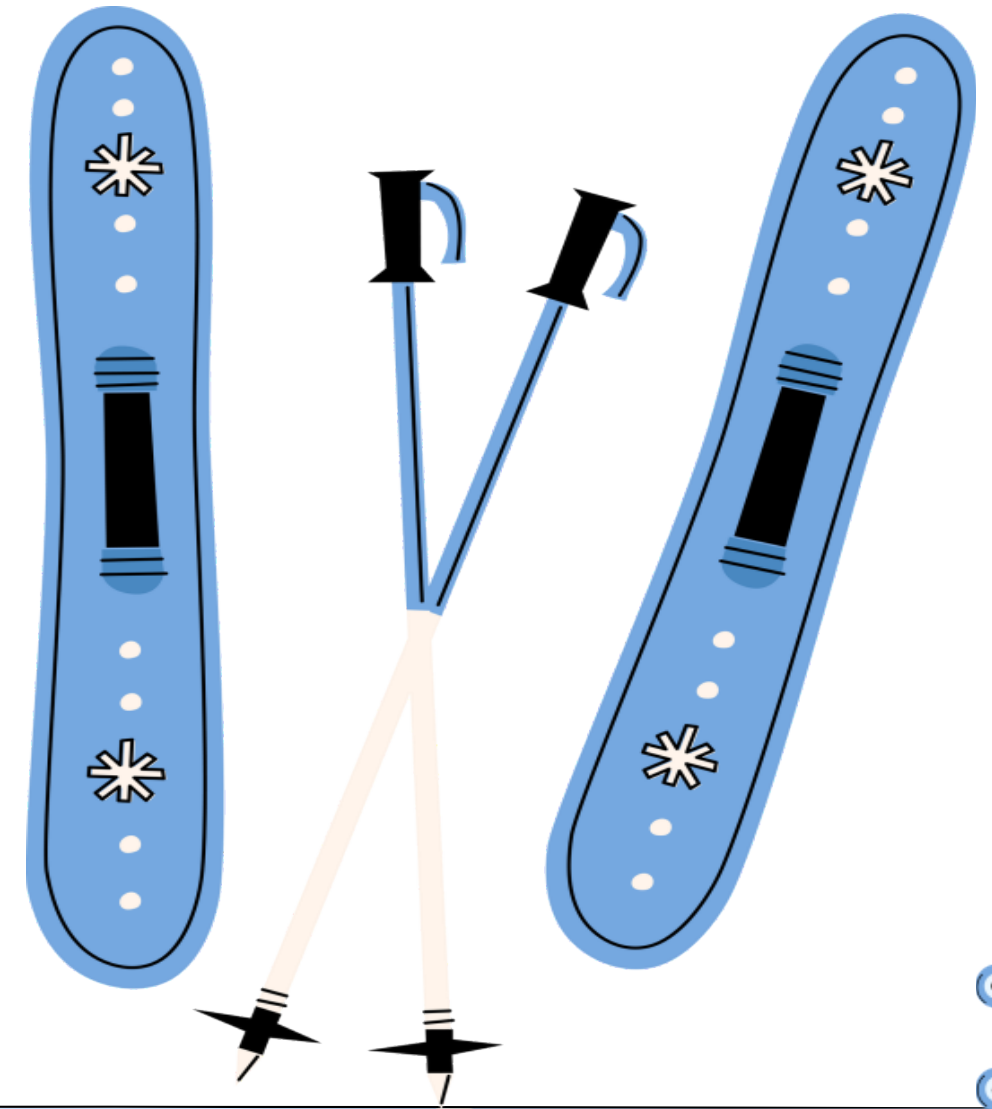


February Education Committee

February 5, 2025

Agenda

- Secondary Behavior Data (1st Semester)
- Summer Programming Proposals



Secondary District-Wide

Number of:

Referrals	2,636
In-school Suspensions (ISS, SIS)	885
Out of School Suspension (OSS)	260
Detentions	798
Referred to Juvenile Authorities (RJA)	20
Conditional Probationary Agreement (CPA)	5



Secondary - District-Wide

Top Offenses		Top Locations	
Excessive Tardies	904	Student Services	1086
Disruptive/LOC	290	Classroom	801
Not in Assigned Area	257	Hallway	148

Analysis:

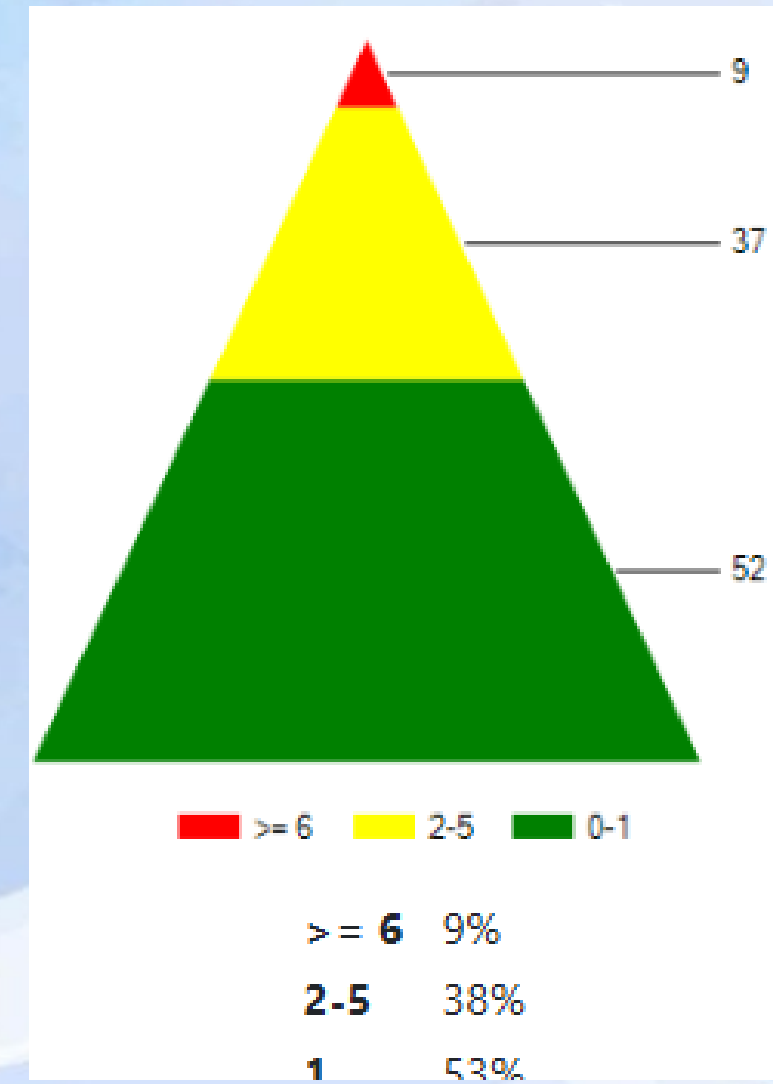
- Referrals are down 20% from last year grades 6-12.
- Multiple tardies in one day is the major issue at HHS.



Harlem Middle School - 6th

Number of:

Referrals	229
In-school Suspensions (ISS, SIS)	115
Out of School Suspension (OSS)	24
Detentions	35
Referred to Juvenile Authorities (RJA)	0
Conditional Probationary Agreement (CPA)	0




Harlem Middle School - 6th

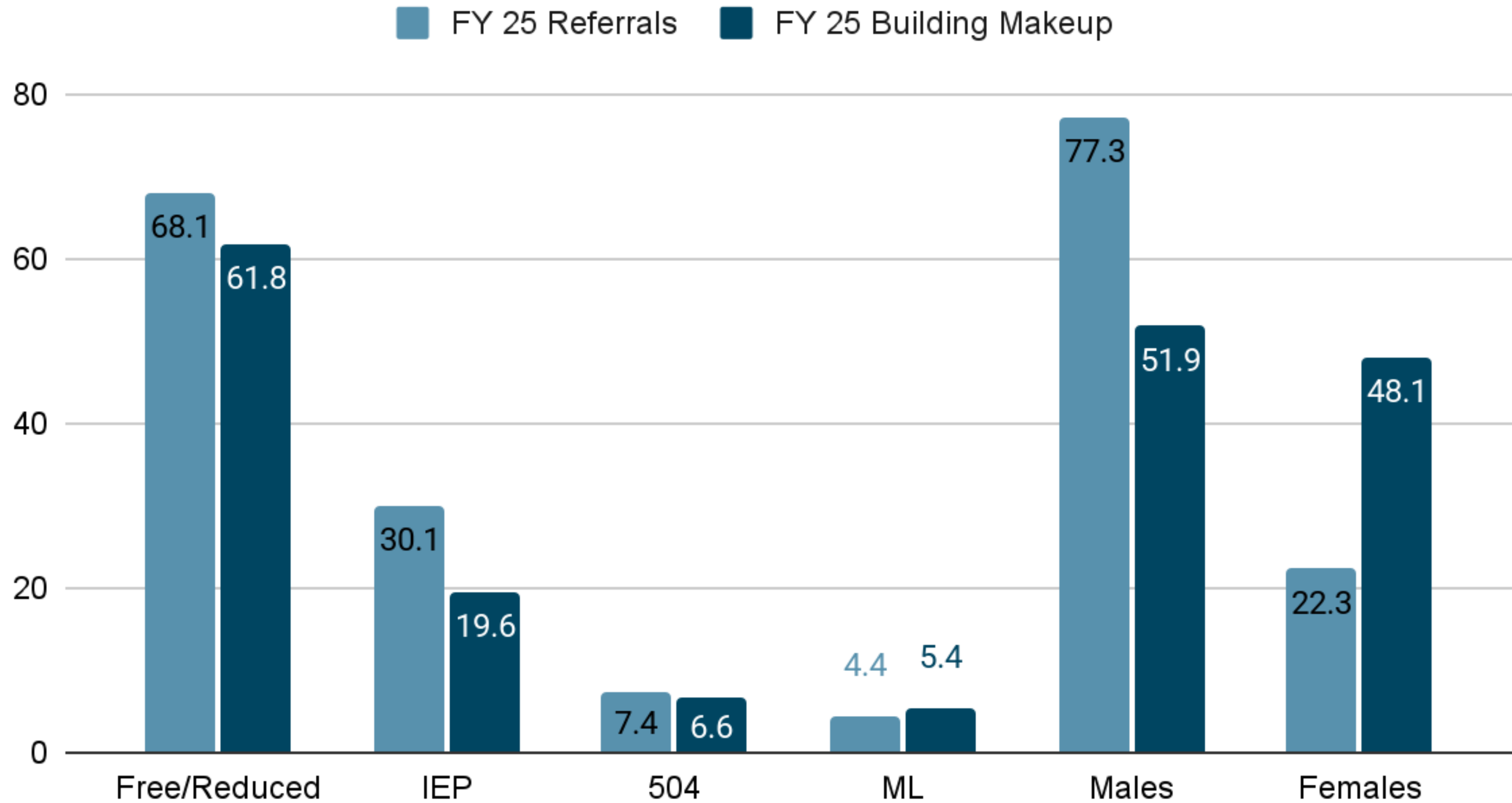
Top Offenses		Top Locations	
Disruptive Behavior/Lack of Cooperation	39	Classroom	123
Insubordination	31	Hallway	26
Dangerous Behavior	28	Bus	24

Analysis:

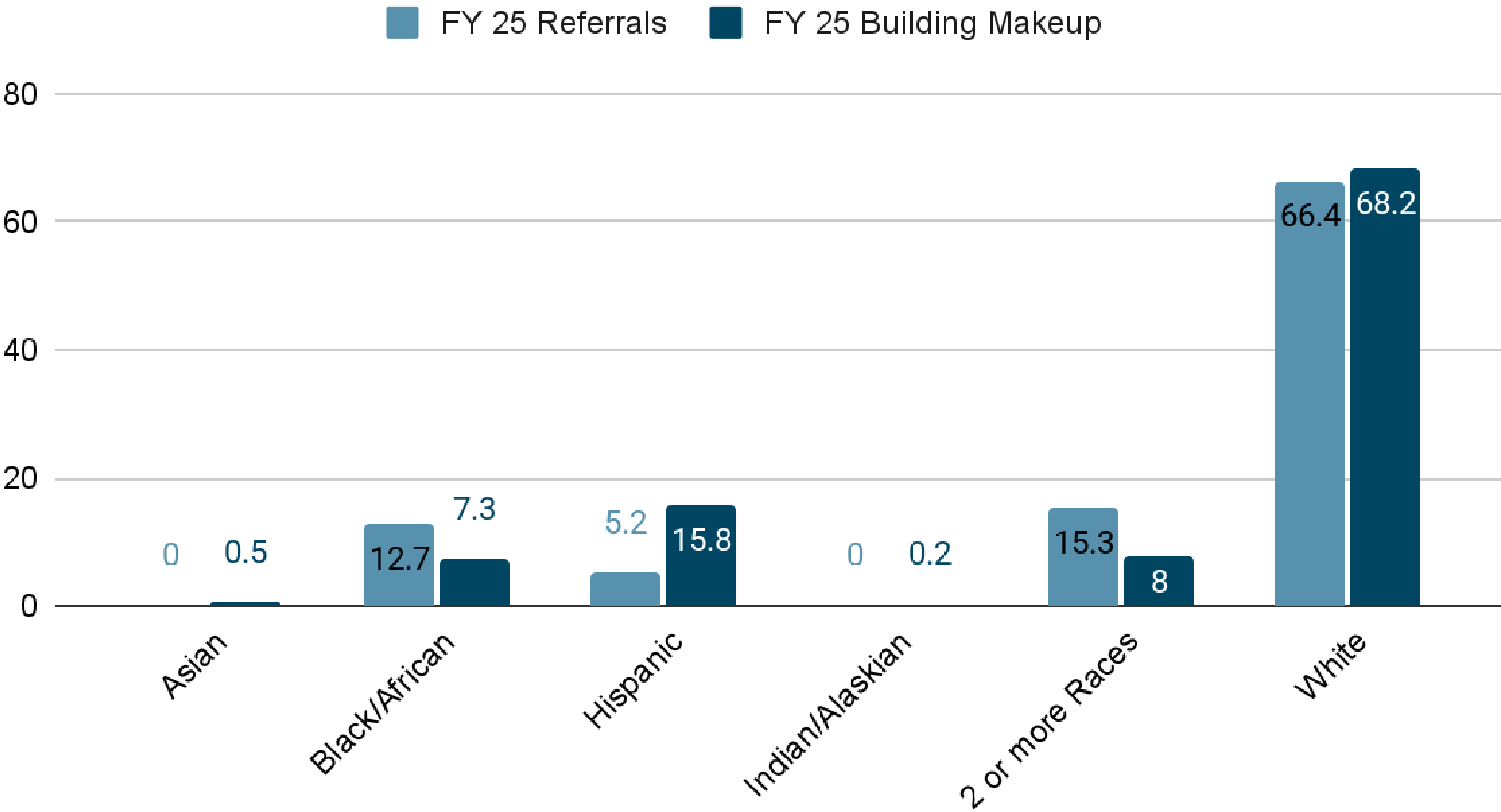
- Students are adjusting to middle school academically and social-emotionally from elementary school
- Elementary schools use SIFs while middle school only uses referrals
- 6th grade has the least amount of referrals (229 compared to 320 and 268)



6th Grade Behavior Data by Student Group



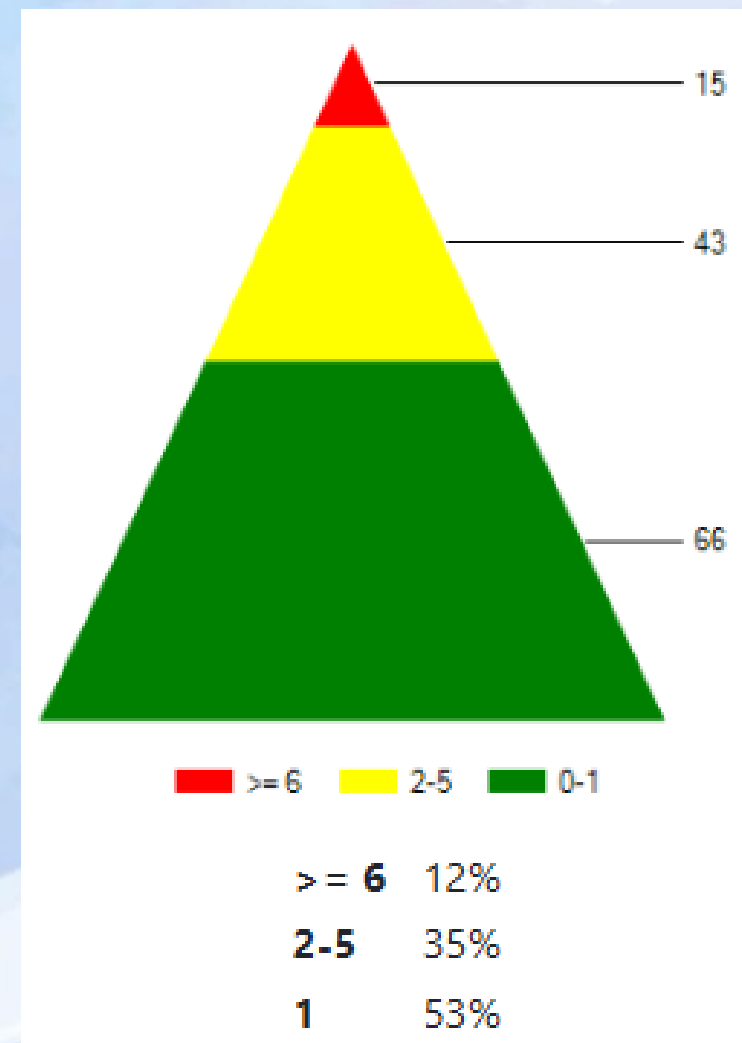
6th Grade Behavior Data by Race



Harlem Middle School - 7th

Number of:

Referrals	320
In-school Suspensions (ISS, SIS)	105
Out of School Suspension (OSS)	18
Detentions	94
Referred to Juvenile Authorities (RJA)	3
Conditional Probationary Agreement (CPA)	0




Harlem Middle School - 7th

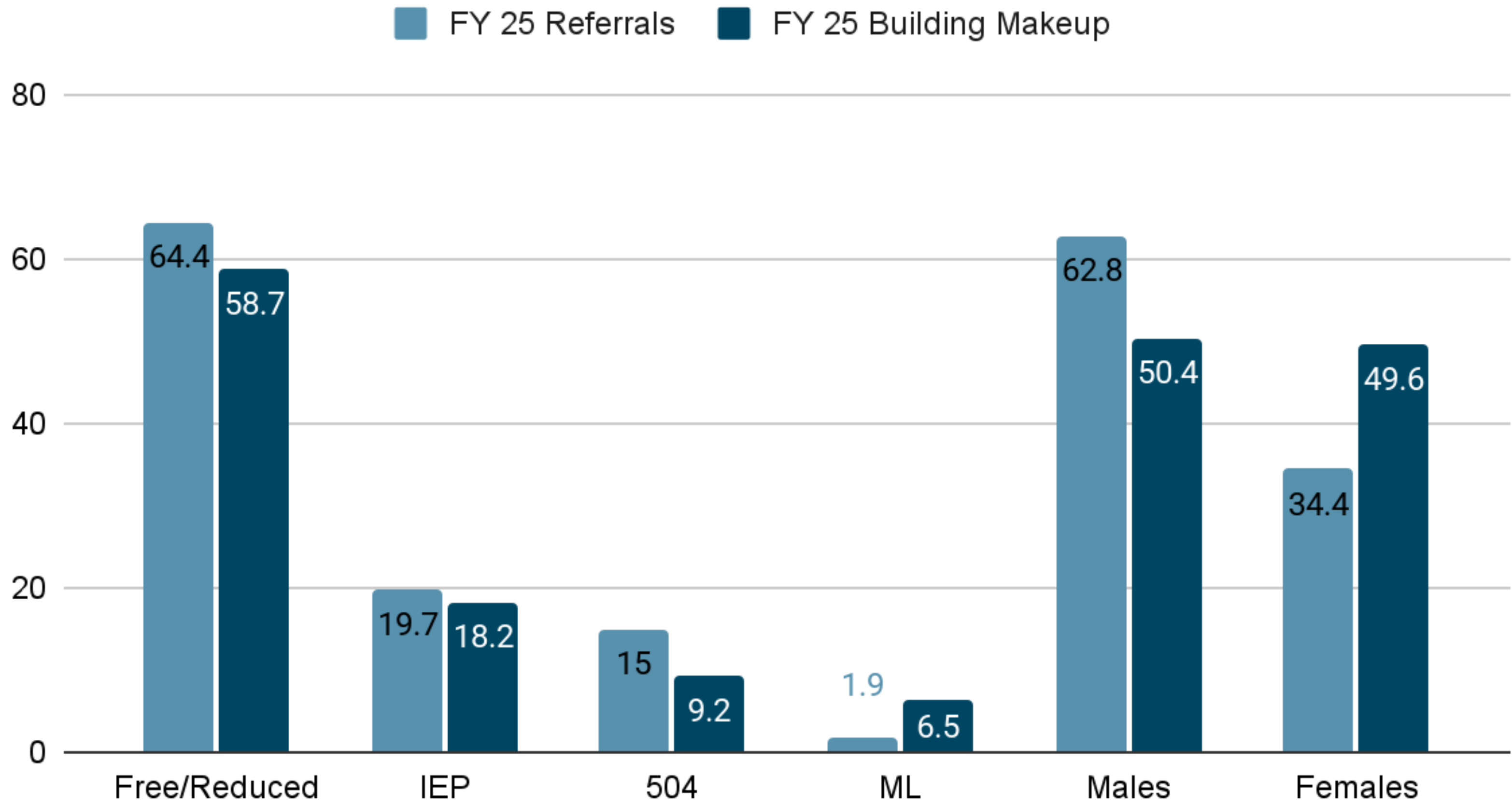
Top Offenses		Top Locations	
Disruptive Behavior/Lack of Cooperation	98	Classroom	204
Insubordination	32	Hallway	29
Not in Assigned Area	22	Bus	23

Analysis:

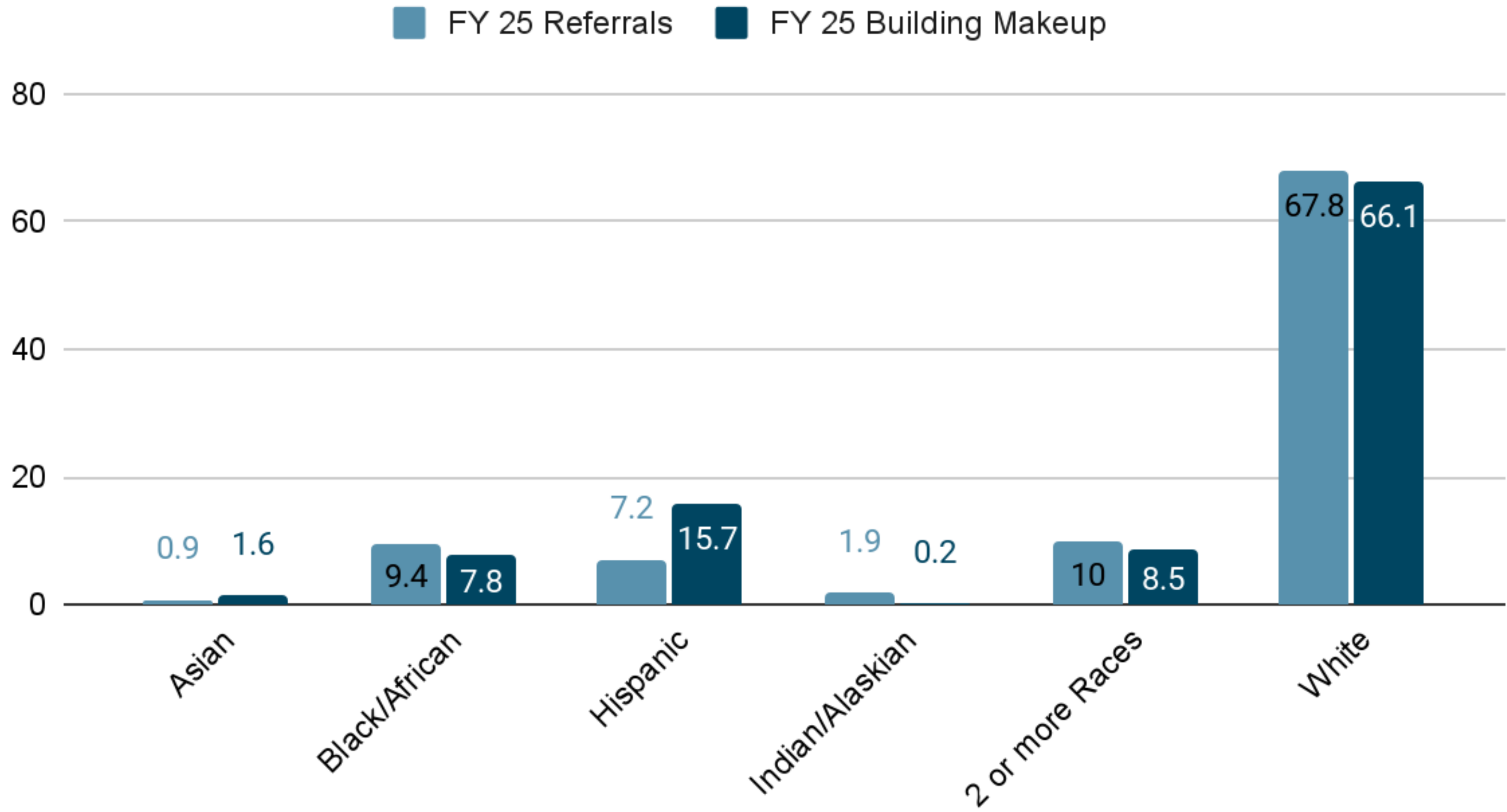
- Students are adjusting to middle school academically and social-emotionally from elementary school
- 7th grade has the most amount of referrals (320 compared to 229 and 268)
- 12 students account for nearly 40% of referrals.
- Focus on strategies to reduce disruptive behaviors in the classroom.



7th Grade Behavior Data by Student Group



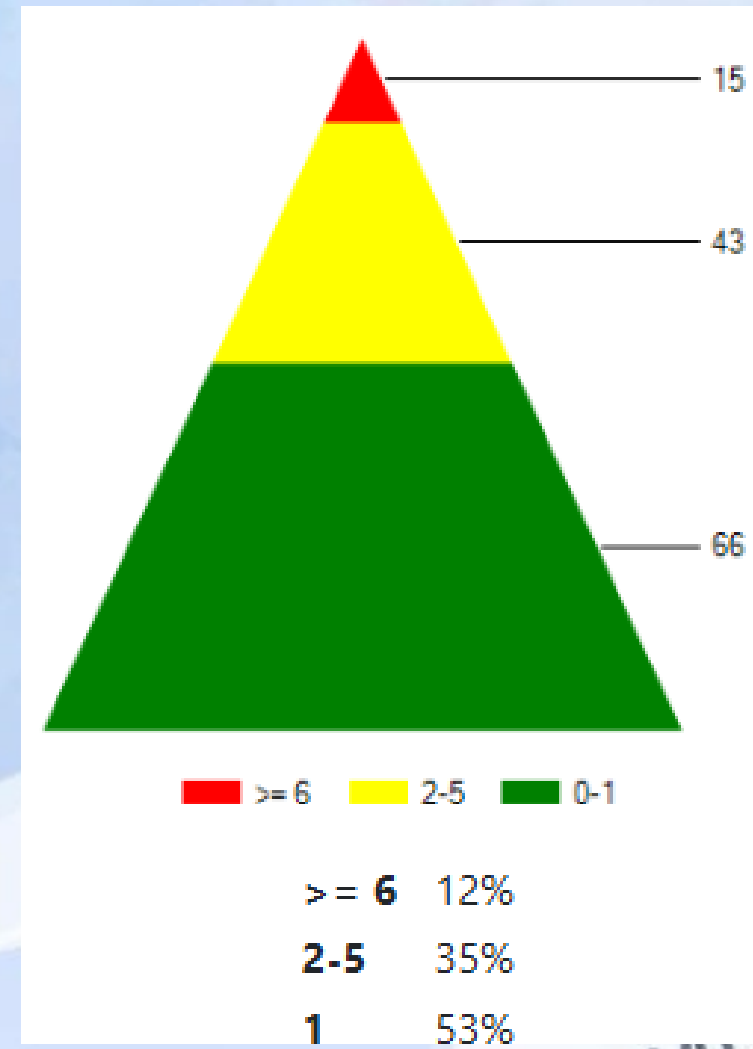
7th Grade Behavior Data by Race



Harlem Middle School - 8th

Number of:

Referrals	268
In-school Suspensions (ISS, SIS)	97
Out of School Suspension (OSS)	41
Detentions	64
Referred to Juvenile Authorities (RJA)	7
Conditional Probationary Agreement (CPA)	0




Harlem Middle School - 8th

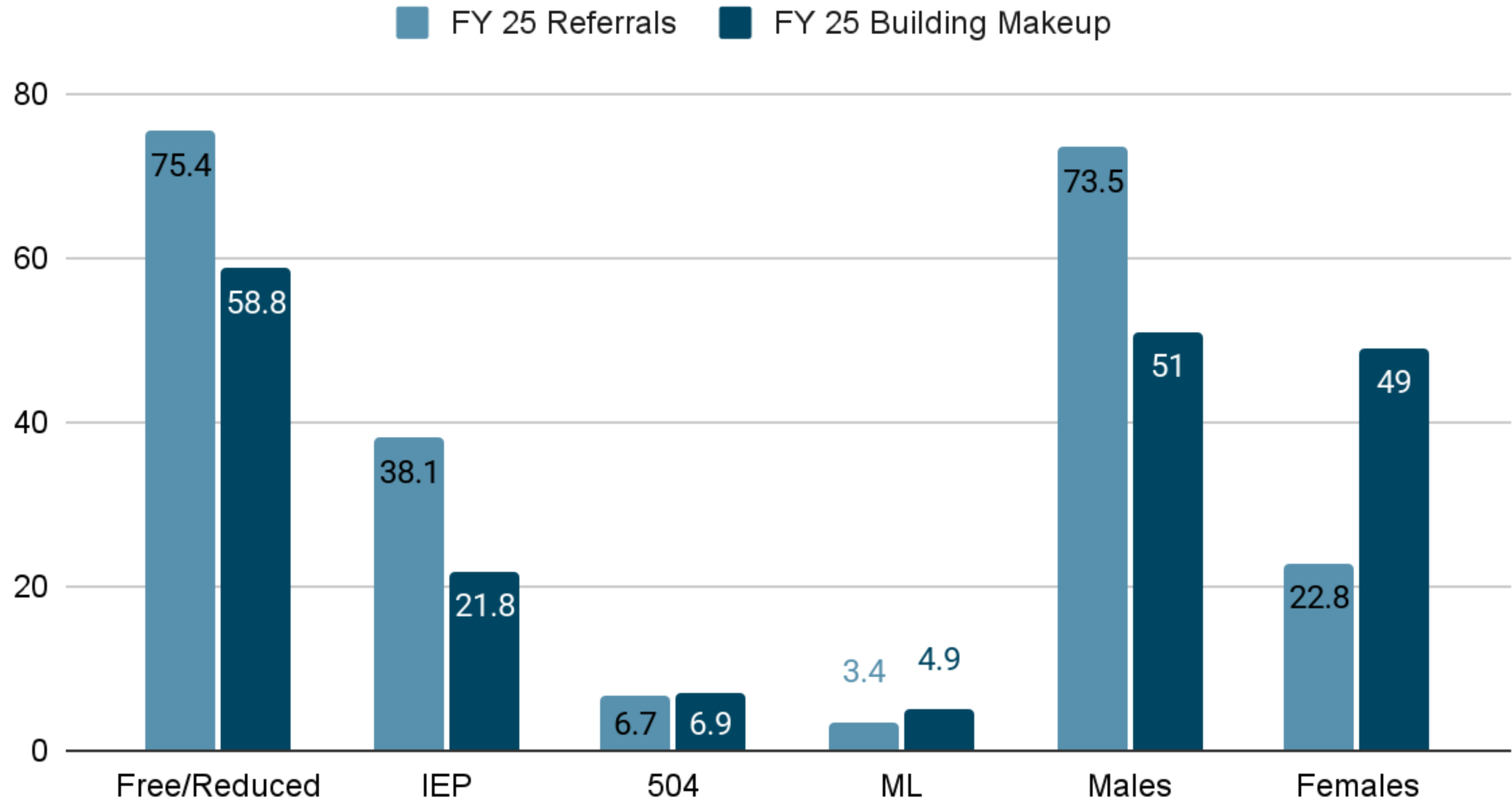
Top Offenses		Top Locations	
Disruptive Behavior/Lack of Cooperation	73	Classroom	144
Not in Assigned Area	26	Hallway	37
Dangerous Behavior	17	Bus	17

Analysis:

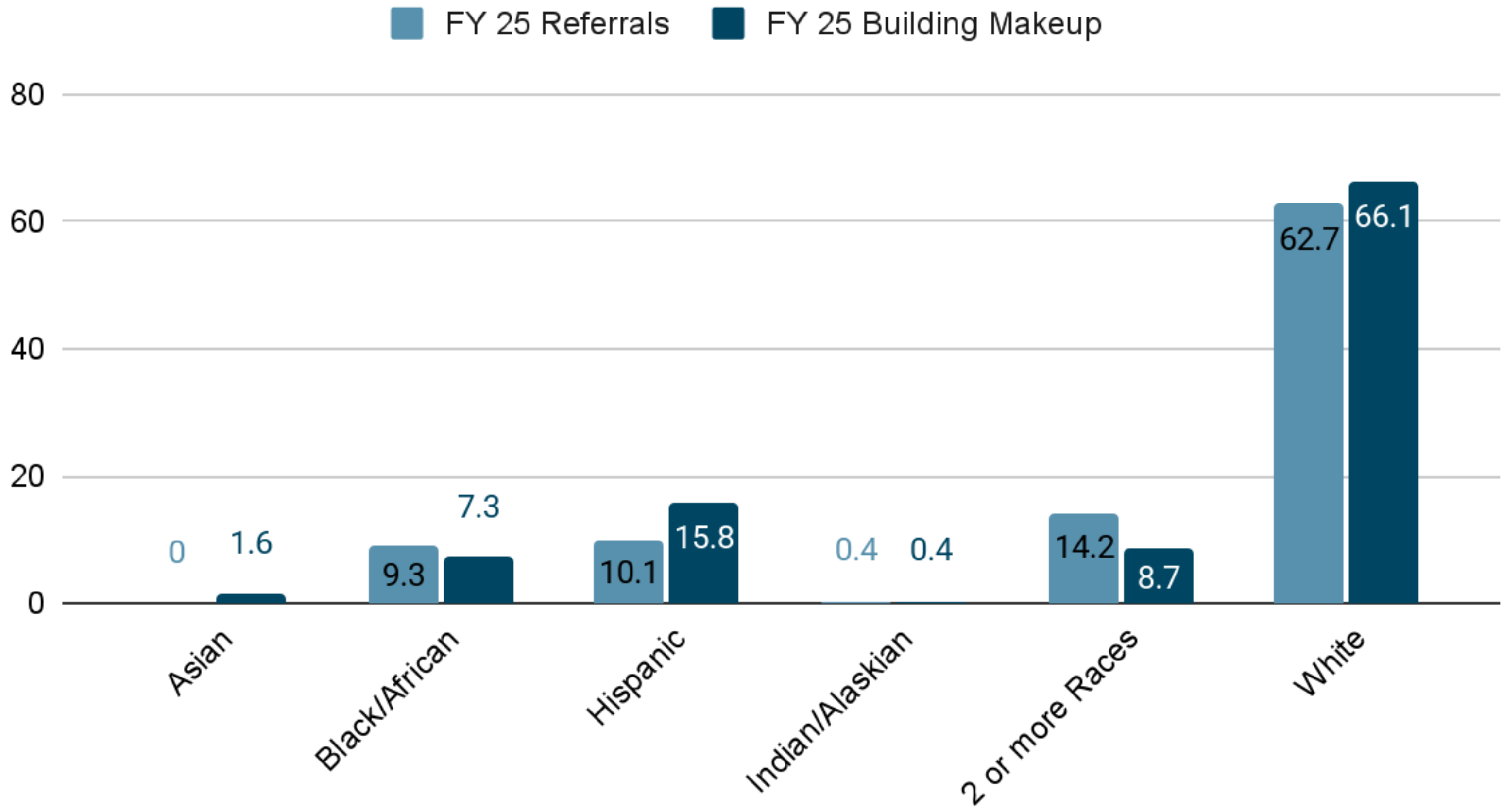
- Referrals decreased by 36% compared to first Semester 23/24 School Year when they were 7th graders
- 50% of the students whom received referrals, only received one.
- Six students made up 29% of the referrals written.



8th Grade Behavior Data by Student Group



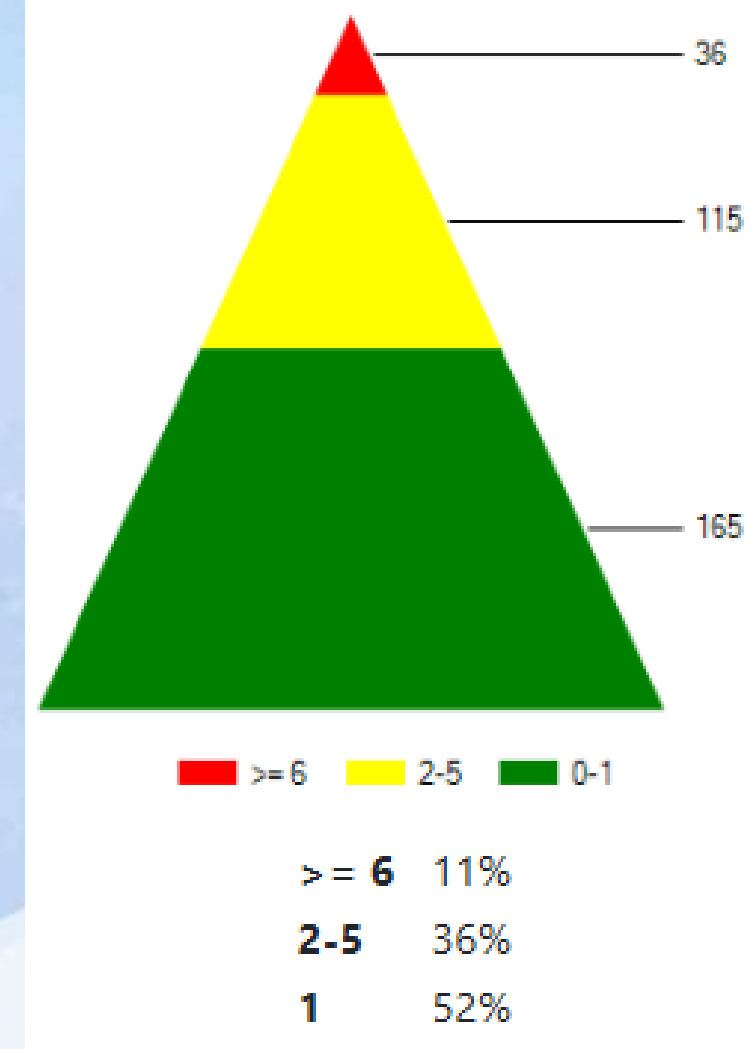
8th Grade Behavior Data by Race



Harlem Middle School-ALL

Number of:

Referrals	817
In-school Suspensions (ISS, SIS)	317
Out of School Suspension (OSS)	83
Detentions	193
Referred to Juvenile Authorities (RJA)	10
Conditional Probationary Agreement (CPA)	0




Harlem Middle School - ALL

Top Offenses		Top Locations	
Disruptive Behavior/Lack of Cooperation	210	Classroom	471
Insubordination	60	Hallway	92
Dangerous Behavior	57	Bus	64

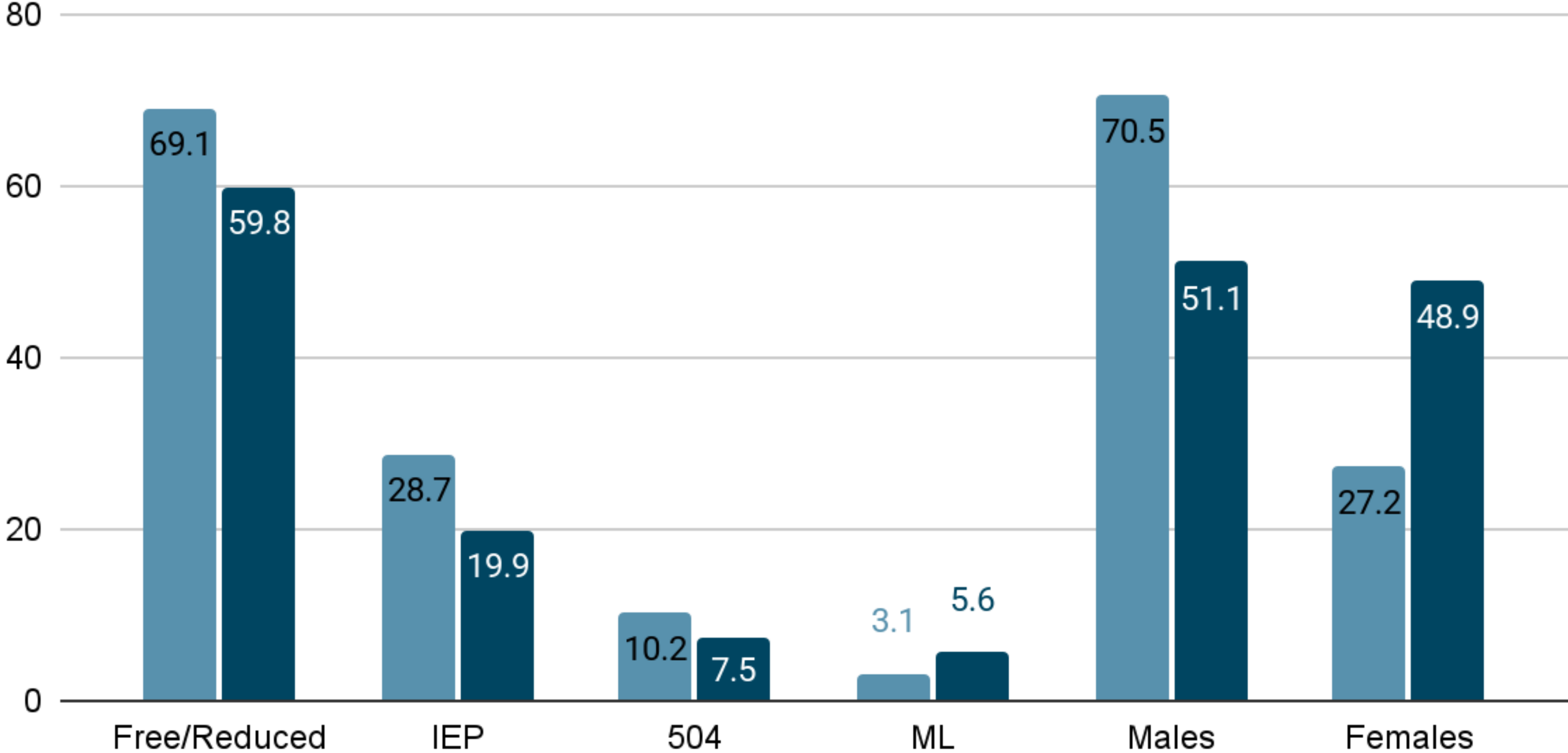
Analysis:

- 8th grade referrals decreased by 36% compared to first Semester 23/24 School Year when they were 7th graders
- 6th and 7th graders referrals increased from last year. Factors for this: different school and matrix. No SIFS
- Total number of referrals decreased by 15% compared to last year and we added an additional grade level
- Top Offenses severity level has decreased.

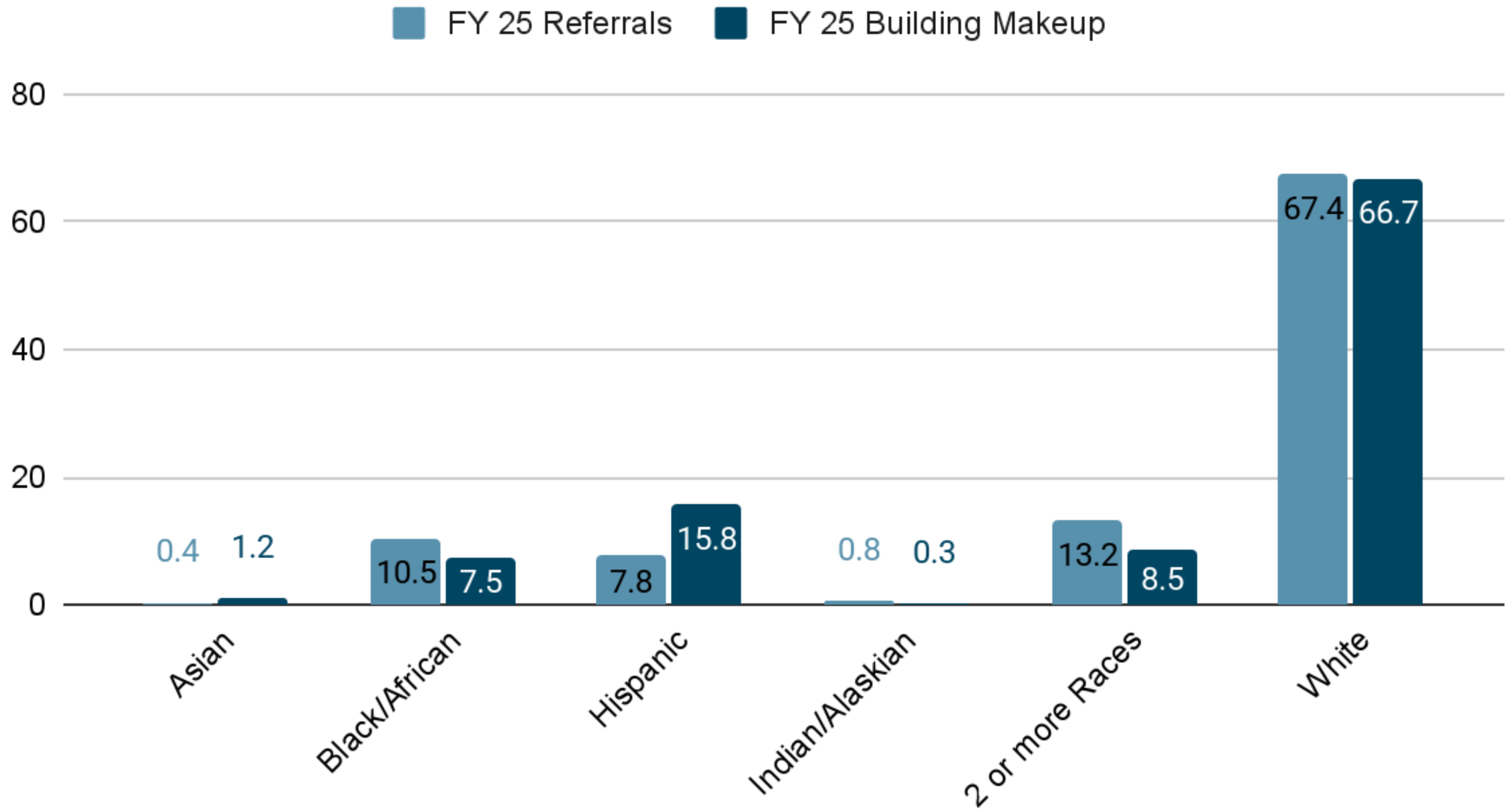


Behavior by Student Group

FY 25 Referrals FY 25 Building Makeup



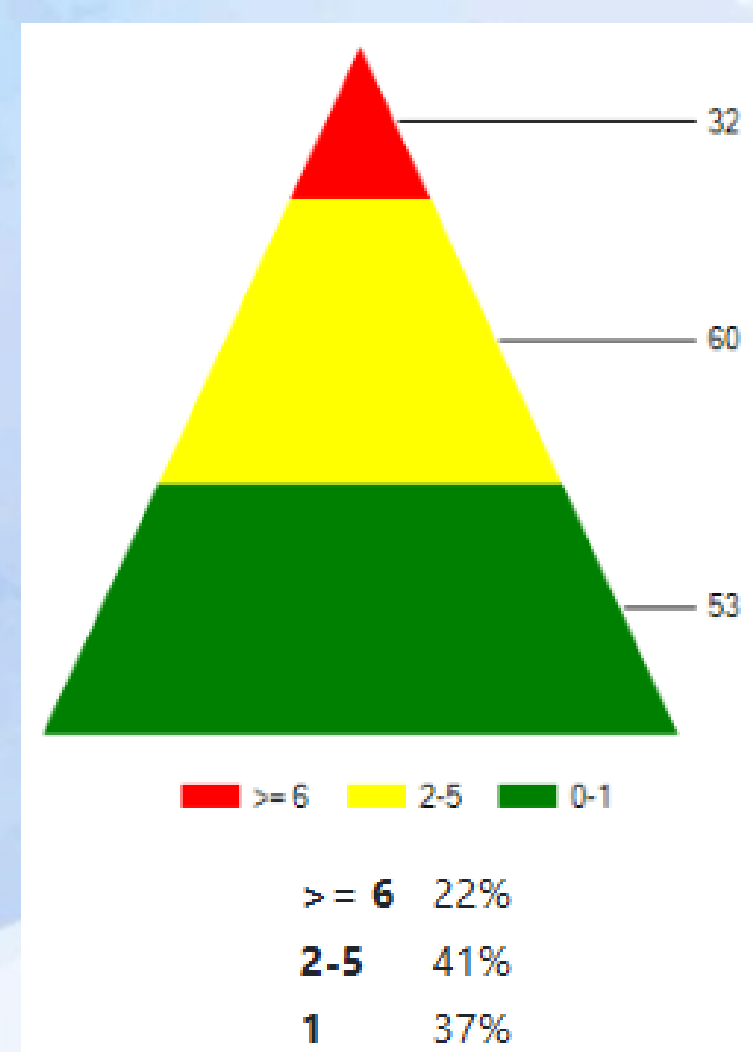
Behavior Data by Race



Harlem High School - 9th

Number of:

Referrals	599
In-school Suspensions (ISS, SIS)	161
Out of School Suspension (OSS)	67
Detentions/Lunch Detentions	176
Referred to Juvenile Authorities (RJA)	2
Conditional Probationary Agreement (CPA)	3



Harlem High School - 9th

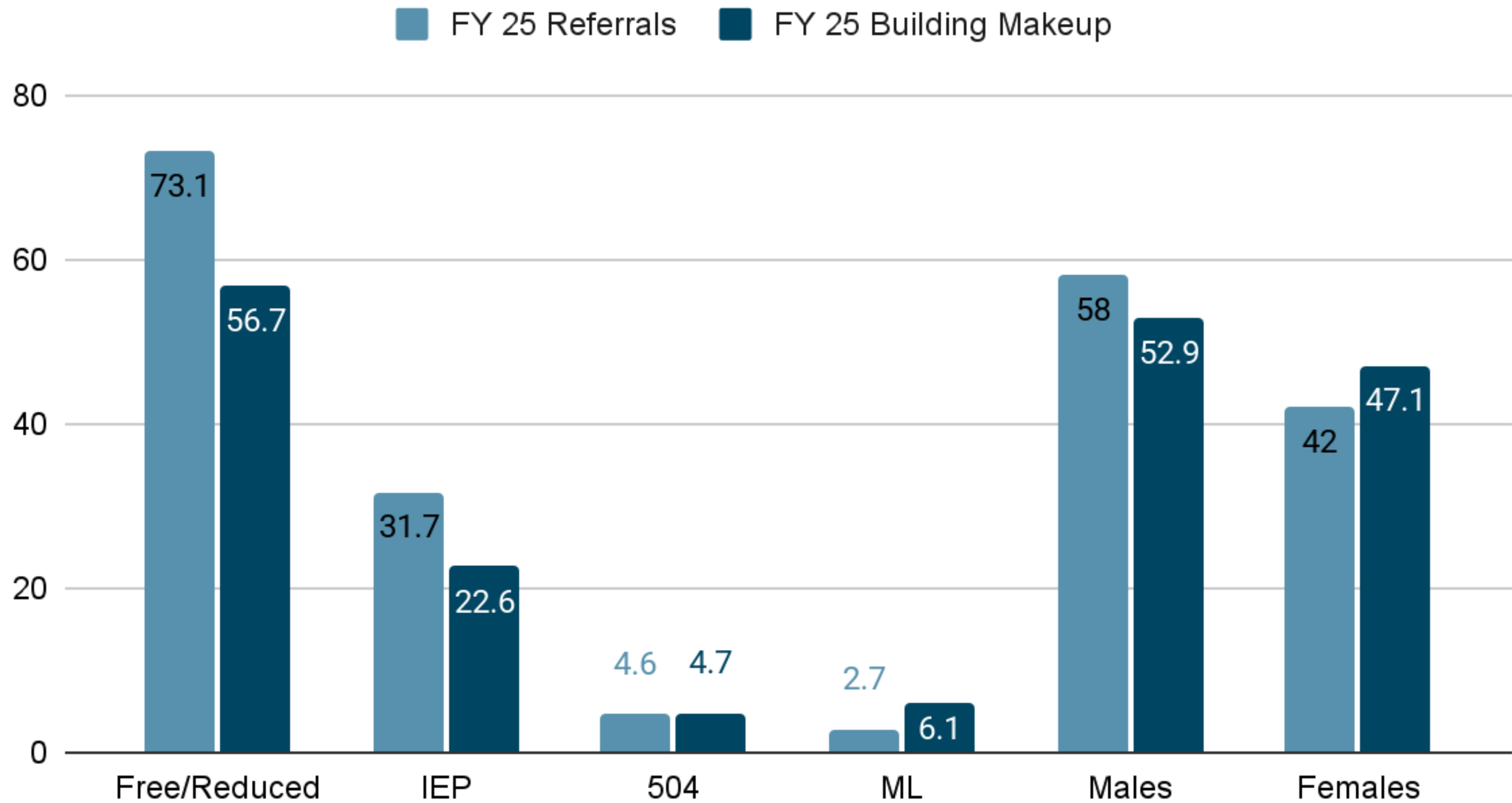
Top Offenses		Top Locations	
Tardy- Excessive	279	Student Services	333
Not in Assigned Area	60	Classroom	151
Insubordination	54	Restroom	21

Analysis:

- Highest number of tardy referrals among all four grade levels: increase non-referral interventions for 1st quarter to combat transition struggles
- Insubordination: Most common classroom referral for 9th graders- teacher input on behaviors, work with teachers on classroom management techniques and increase contact with guardians to reduce time out of class
- The Insubordination referrals jumped from 1st to 2nd quarter (19 to 35): what changed?

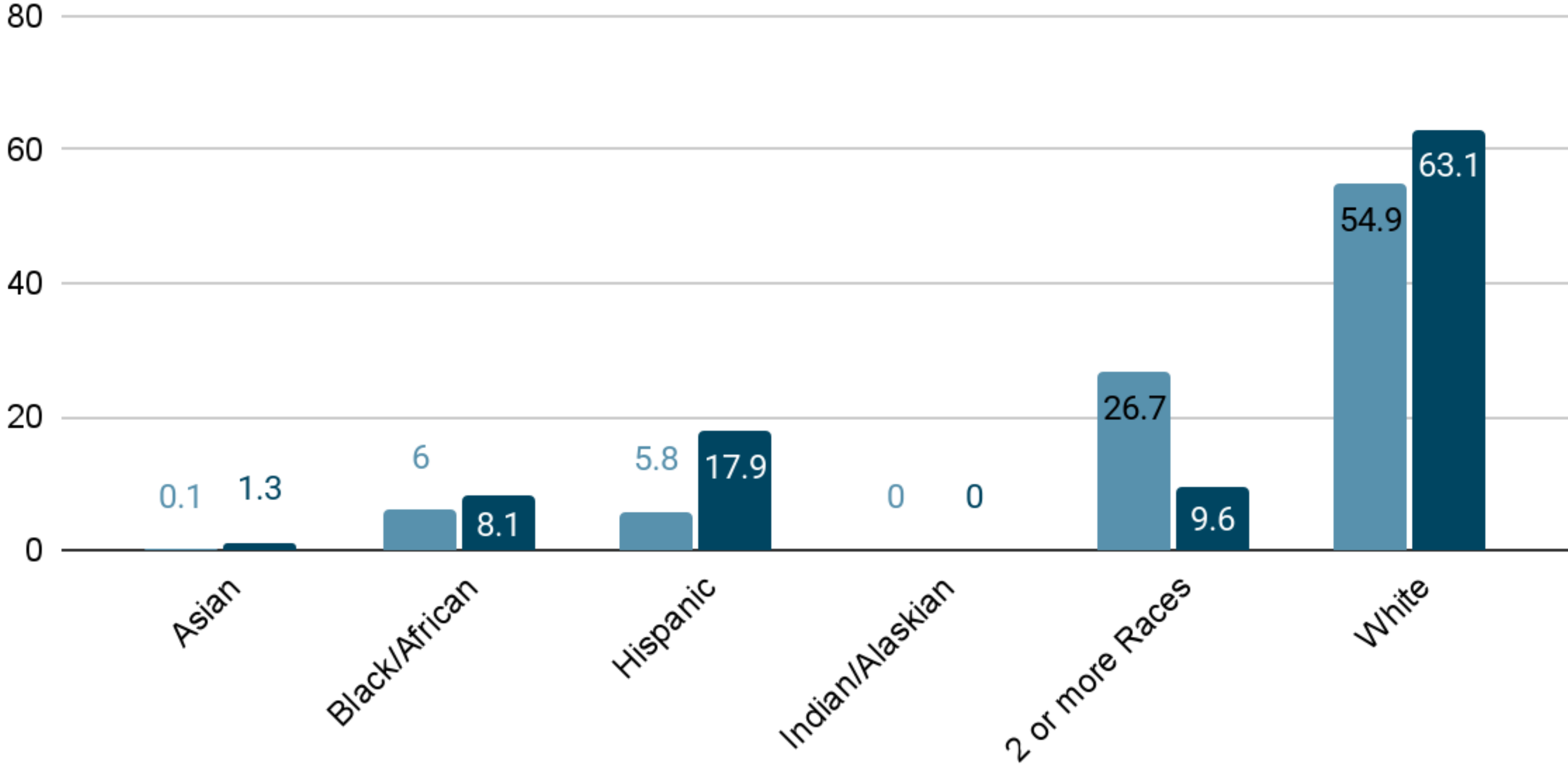


9th Grade Behavior Data by Student Group



9th Grade Behavior Data by Race

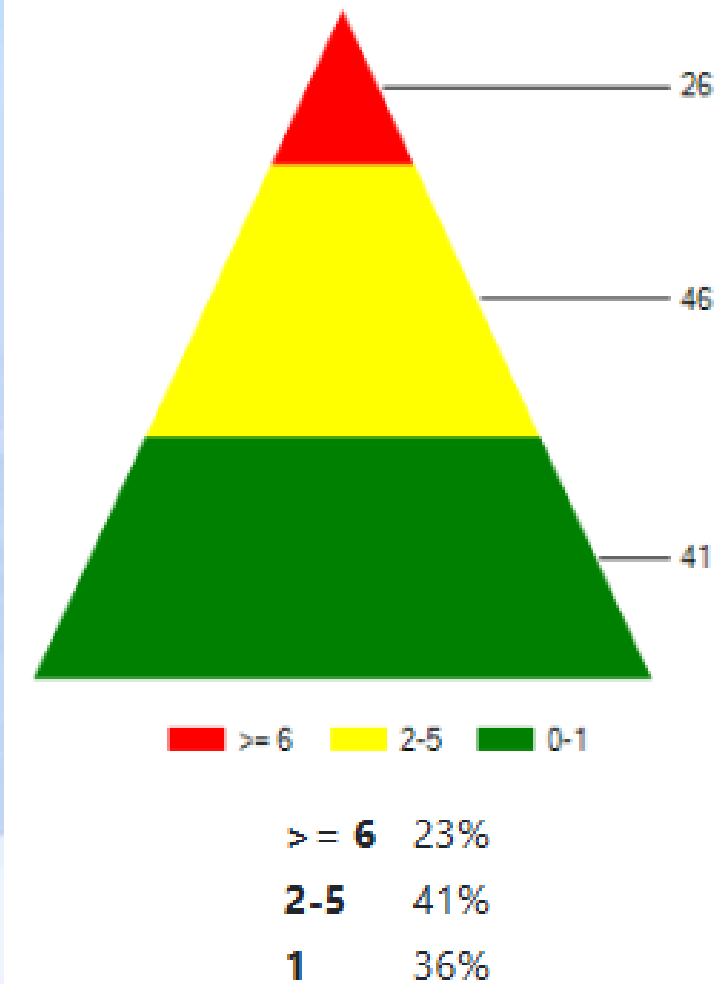
FY 25 Referrals FY 25 Building Makeup



Harlem High School - 10th

Number of:

Referrals	443
In-school Suspensions (ISS, SIS)	144
Out of School Suspension (OSS)	36
Detentions/Lunch Detentions	138
Referred to Juvenile Authorities (RJA)	4
Conditional Probationary Agreement (CPA)	1



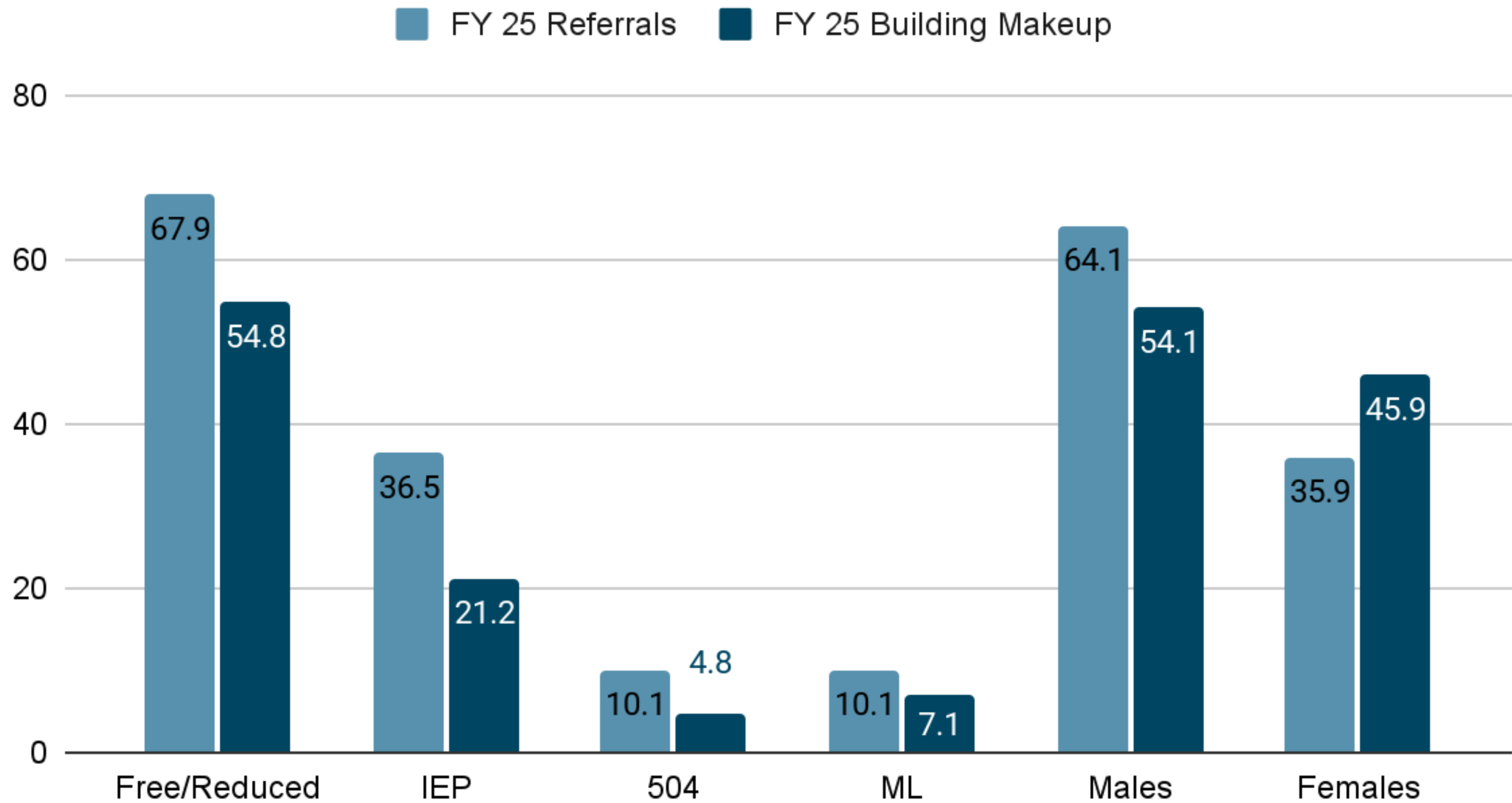
Harlem High School - 10th

Top Offenses		Top Locations	
Tardy- Excessive	200	Student Services	248
Not in Assigned Area	53	Classroom	106
Insubordination	30	Commons	12

Analysis:

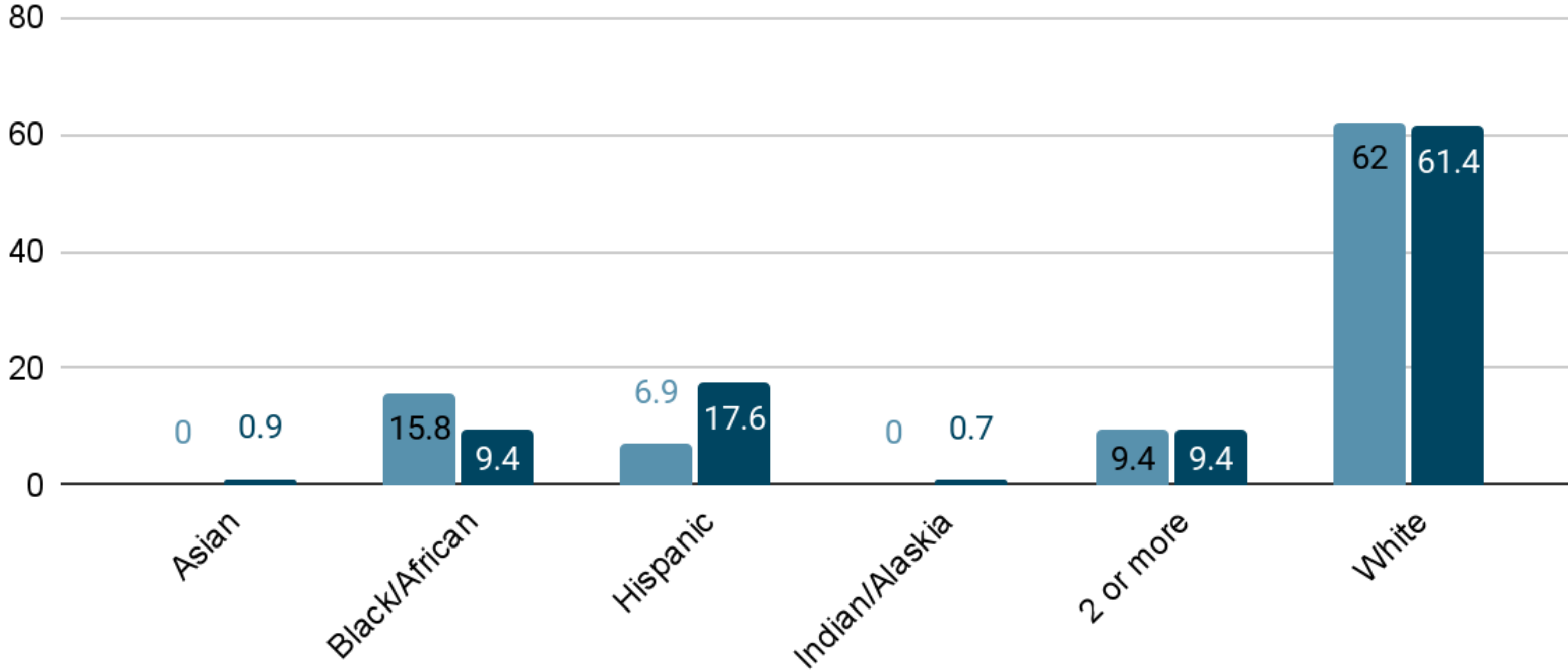
- Out of the 10 students with the highest referral totals, only 3 have IEPs
- Not In Assigned Area: Classroom teachers are responsible for a majority of the NAA referrals, they are doing a better job of checking attendance for their class vs. others
 - Sometimes coded as NAA when students leave classroom early (working with teachers on preventing that- not lining up by door, working until bell, etc.)
- Tardy referrals are almost 2/3 male

10th Grade Behavior Data by Student Group



10th Grade Behavior Data by Race

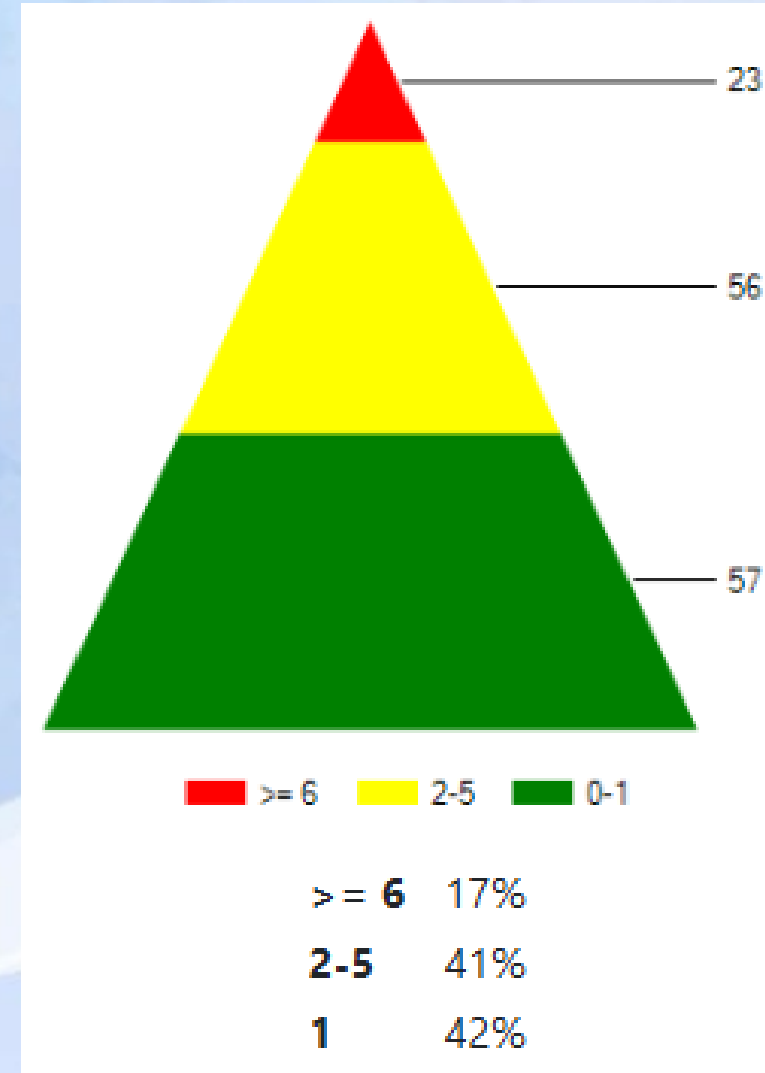
FY 25 Referrals FY 25 Building Makeup



Harlem High School - 11th

Number of:

Referrals	460
In-school Suspensions (ISS, SIS)	150
Out of School Suspension (OSS)	41
Detentions/Lunch Detentions	144
Referred to Juvenile Authorities (RJA)	1
Conditional Probationary Agreement (CPA)	1



Harlem High School - 11th

Top Offenses		Top Locations	
Tardy- Excessive	225	Student Services	260
Not in Assigned Area	47	Classroom	97
Insubordination	35	Restroom	26

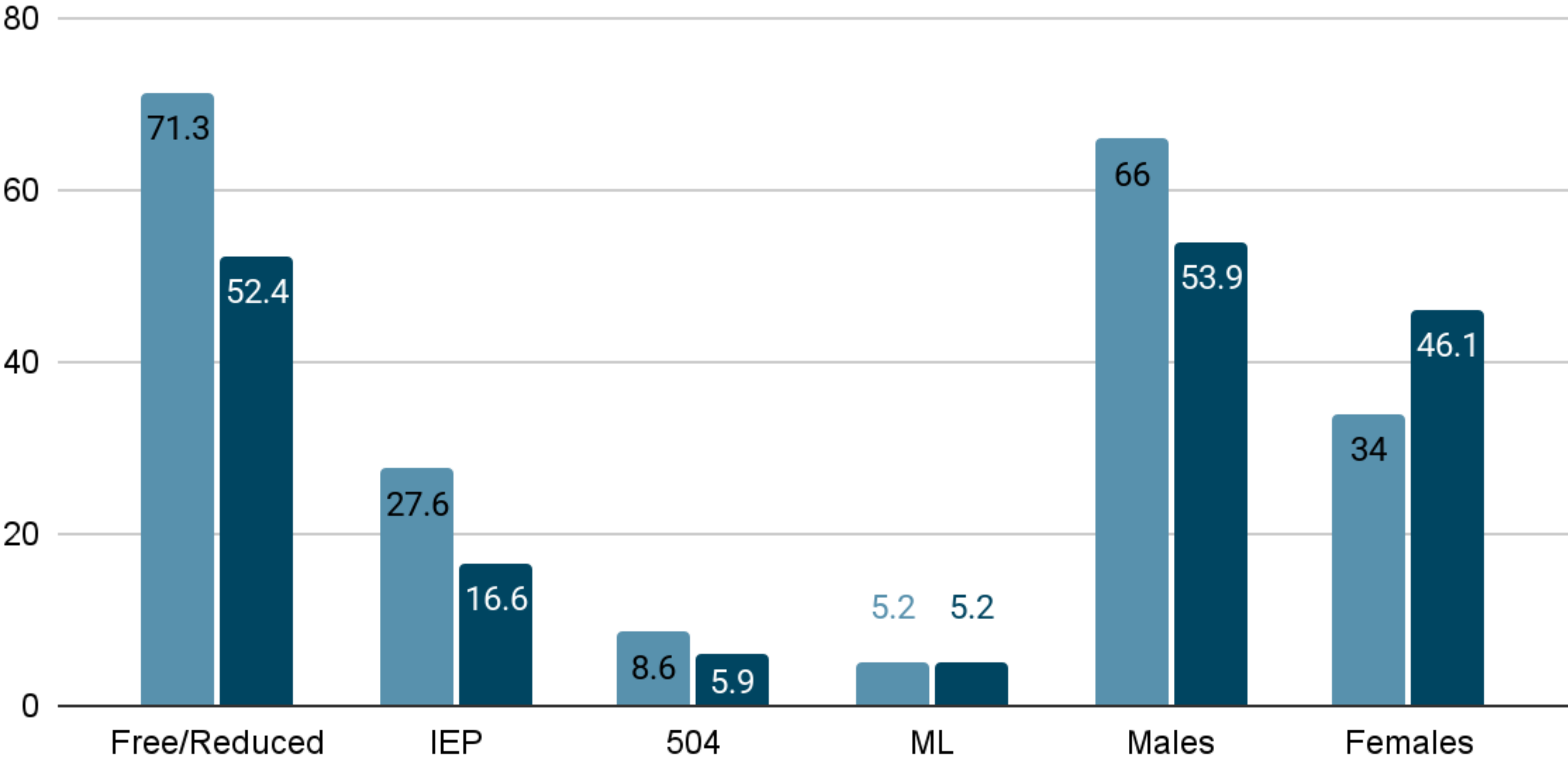
Analysis:

- Second highest tardy referrals after 9th grade: correlation with driving & being late to start the day?
- Smoking/Possession of Smoking Material is 4th highest: highest position of any grade level
 - Check if there is a link with NAA referrals
- Restrooms are higher for location
 - NAA for skipping classes
 - SMO referrals- keep an eye on this with vape detectors being installed
- Tardy referrals dropped significantly from 1st to

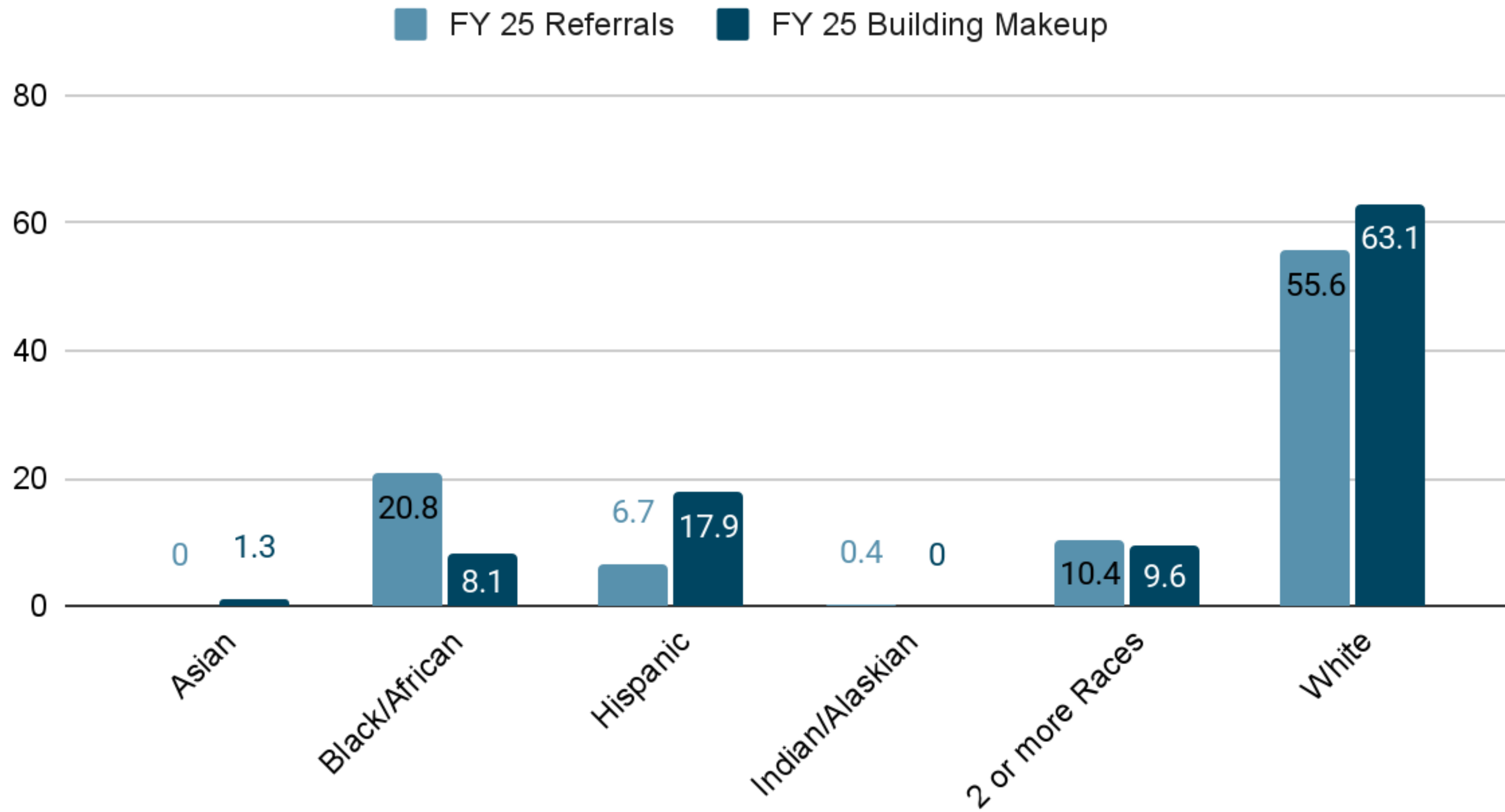


11th Grade Behavior Data by Student Group

FY 25 Referrals FY 25 Building Makeup



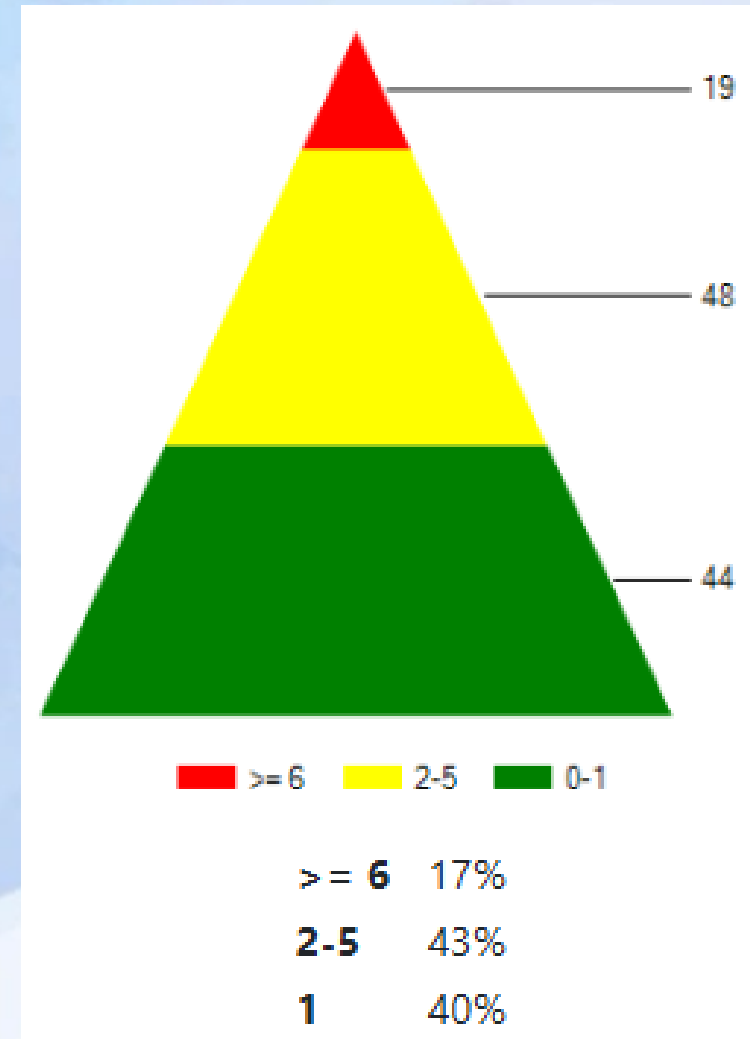
11th Grade Behavior Data by Race



Harlem High School -12th

Number of:

Referrals	395
In-school Suspensions (ISS, SIS)	113
Out of School Suspension (OSS)	33
Detentions/Lunch Detentions	145
Referred to Juvenile Authorities (RJA)	3
Conditional Probationary Agreement (CPA)	0



Harlem High School - 12th

Top Offenses		Top Locations	
Tardy- Excessive	205	Student Services	242
Not in Assigned Area	41	Classroom	70
Insubordination	38	Hallway	14

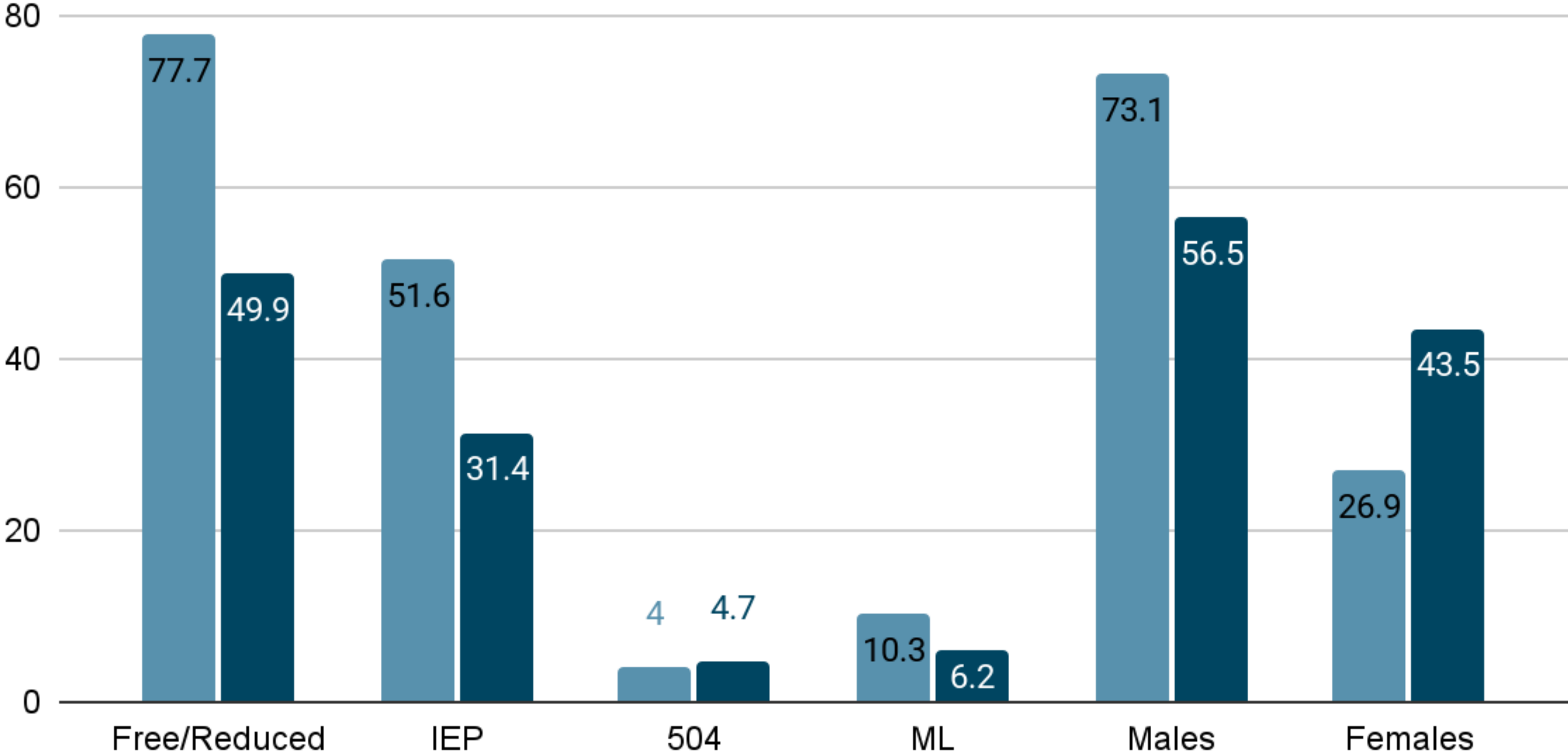
Analysis:

- Male students responsible for 3/4 of all referrals for 12th grade
 - Large majority of them being tardy referrals
- Drop in tardy referrals from 1st to 2nd qtr, but an increase in NAA (slight, 22 to 19)
- 27 Insubordination referrals 2nd quarter for 12th graders
 - 11 1st qtr
 - Most in November
- Grade level with most SPED students in highest 10 referral totals (7/10)

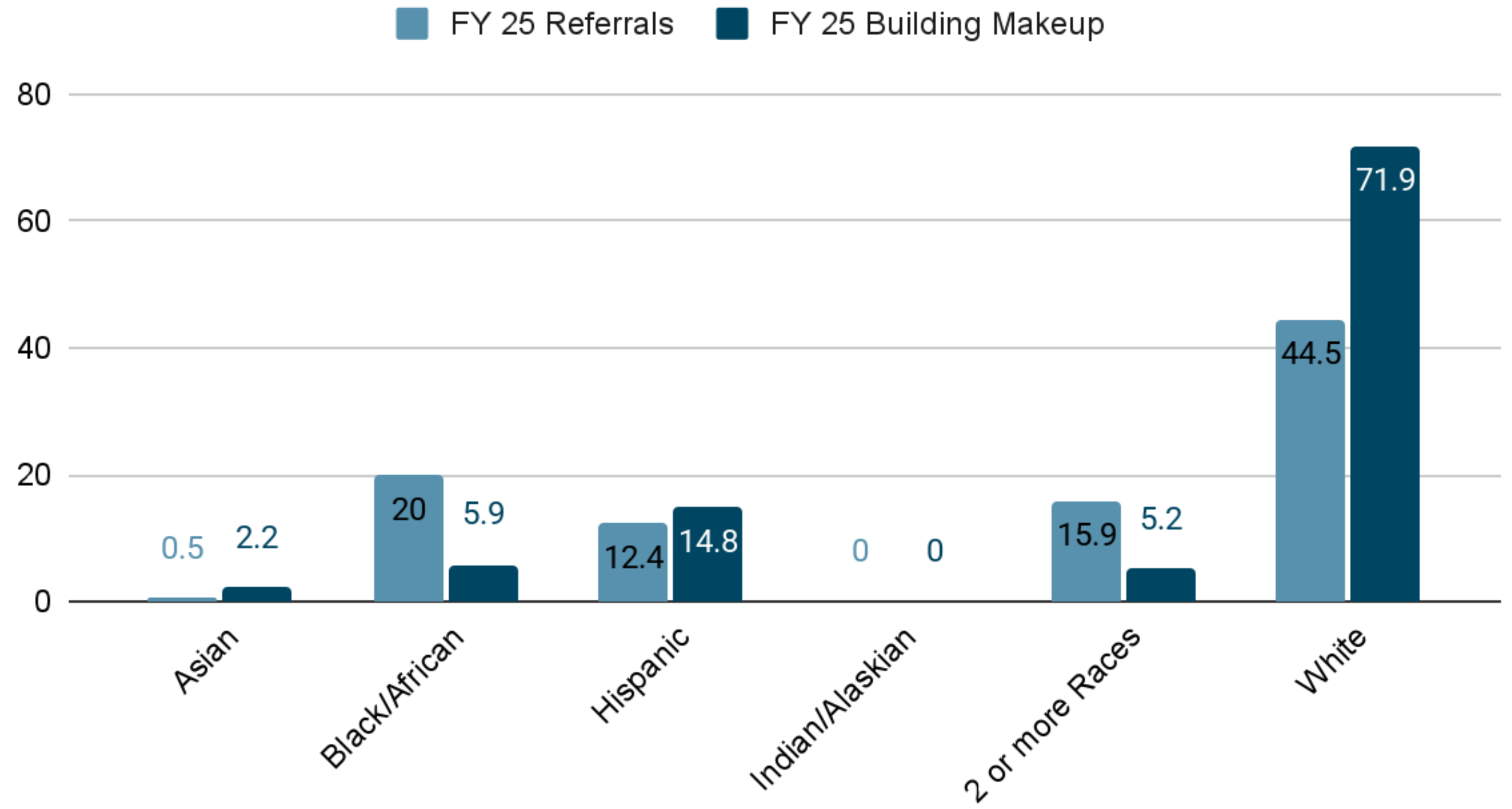


12th Grade Behavior Data by Student Group

FY 25 Referrals FY 25 Building Makeup



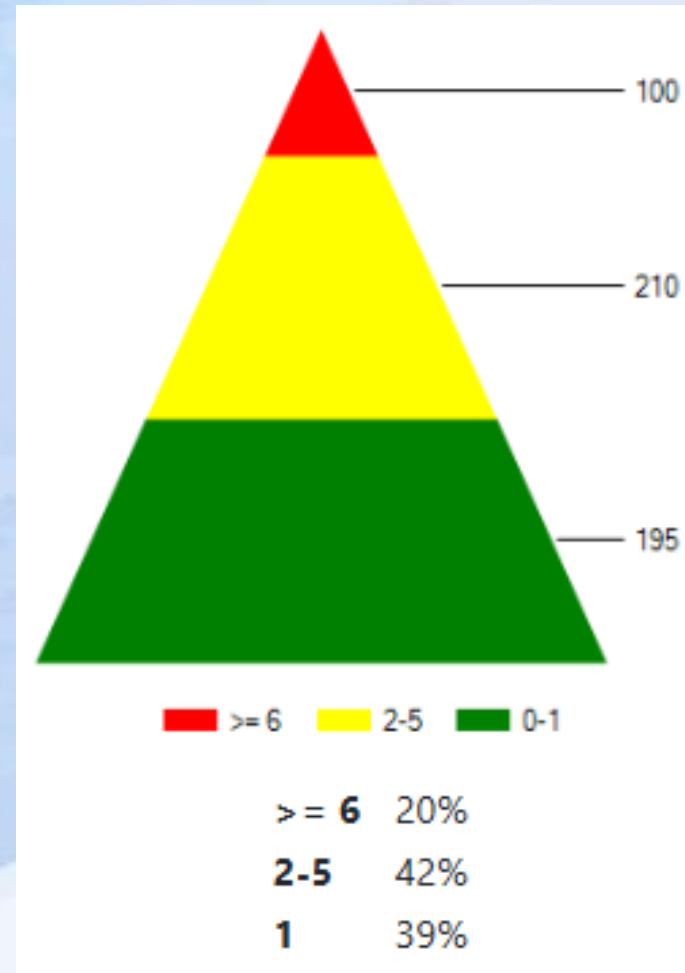
12th Grade Behavior Data by Race



Harlem High School - ALL

Number of:

Referrals	1839
In-school Suspensions (ISS, SIS)	568
Out of School Suspension (OSS)	177
Detentions/Lunch Detentions	603
Referred to Juvenile Authorities (RJA)	10
Conditional Probationary Agreement (CPA)	5



Harlem High School

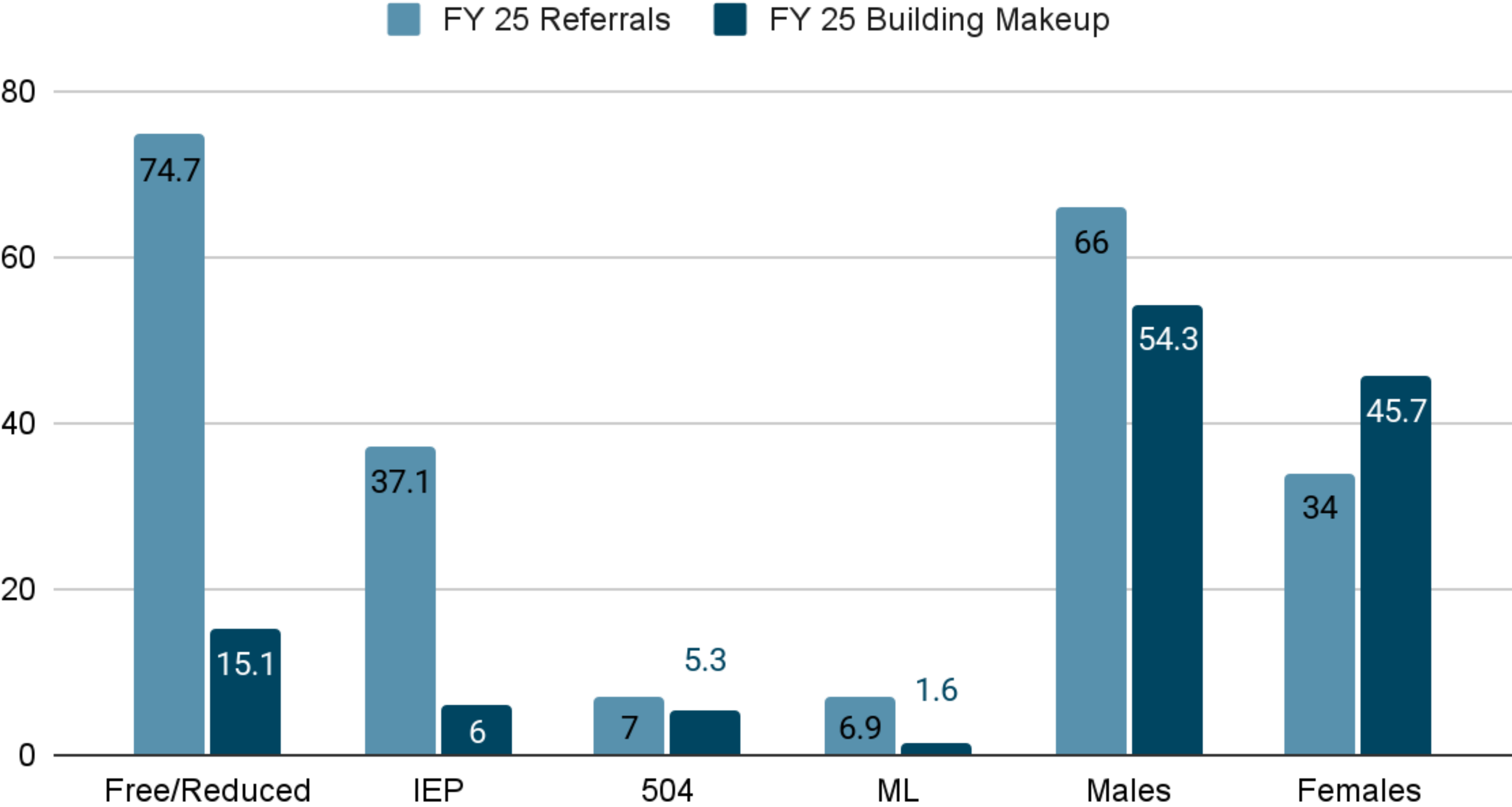
Top Offenses		Top Locations	
Tardy- Excessive	909	Student Services	1083
Not in Assigned Area	201	Classroom	424
Insubordination	157	Restroom	64

Analysis:

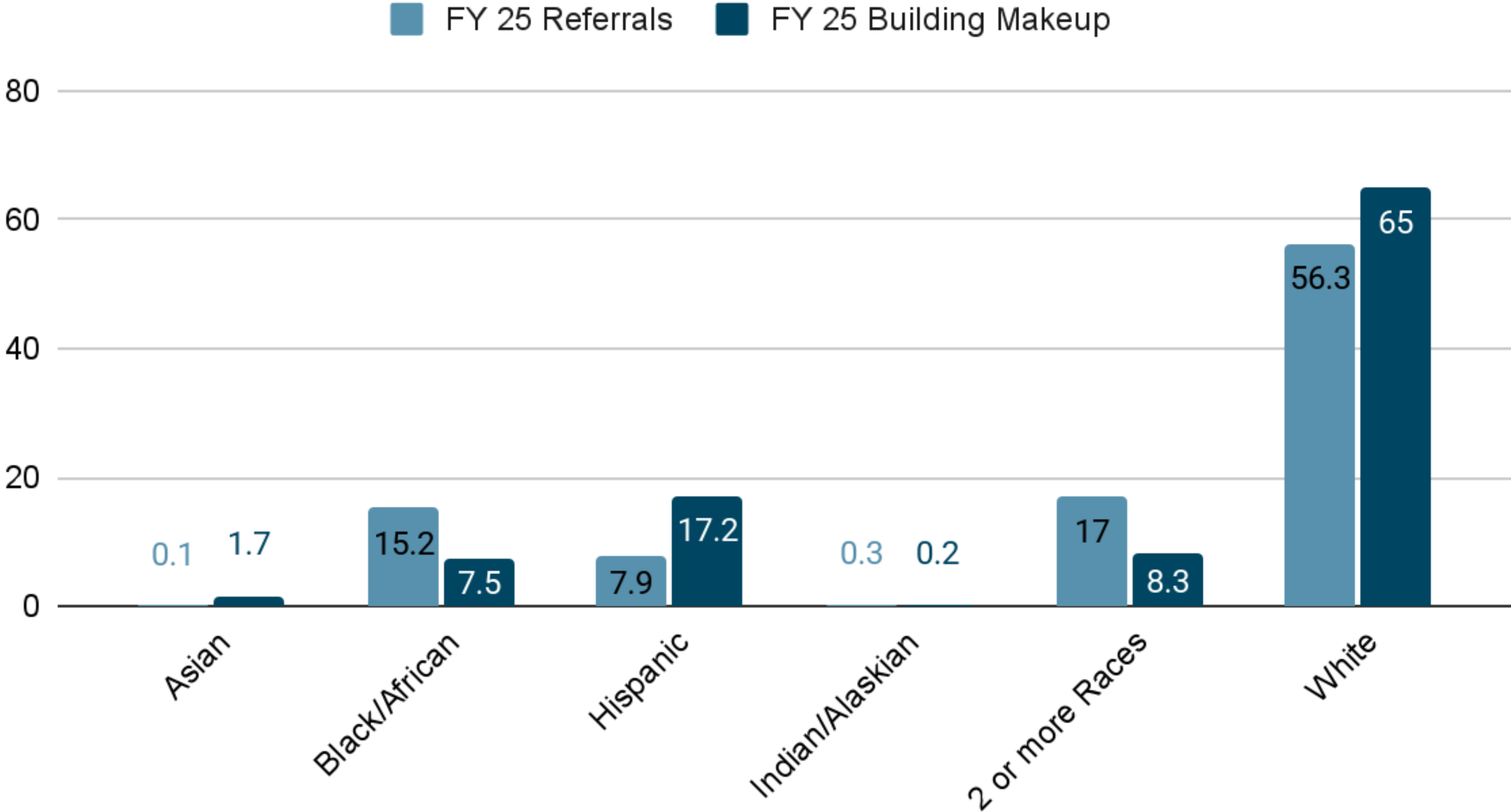
- Change in tracking/consequencing tardies from lunch detentions to progressive discipline resulting in LDT, DET, ISS, OSS
 - Large drop from 1st qtr to 2nd qtr (641-268)
- NAA related to increase in supervisory aide presence in halls and restroom checks; able to identify trends in times/locations/students
- Insubordination referrals: over half are coming from the classroom
 - How do we support teachers in handling refusal to do work/follow directions



Behavior by Student Group



Behavior Data by Race





Summer



Programming

Elementary Summer Programming

History of Programming

SAIL

Grades 1-6
2-4 weeks

Remote Learning Opportunities

Grades K-6

Full Day Programming

Grades K-5
2 sessions
3-6 weeks

Elementary Summer Learning Program

Grades K-5 (2022 & 2023)
Grades K-4 (2024)
4 weeks



Elementary Summer School Challenges

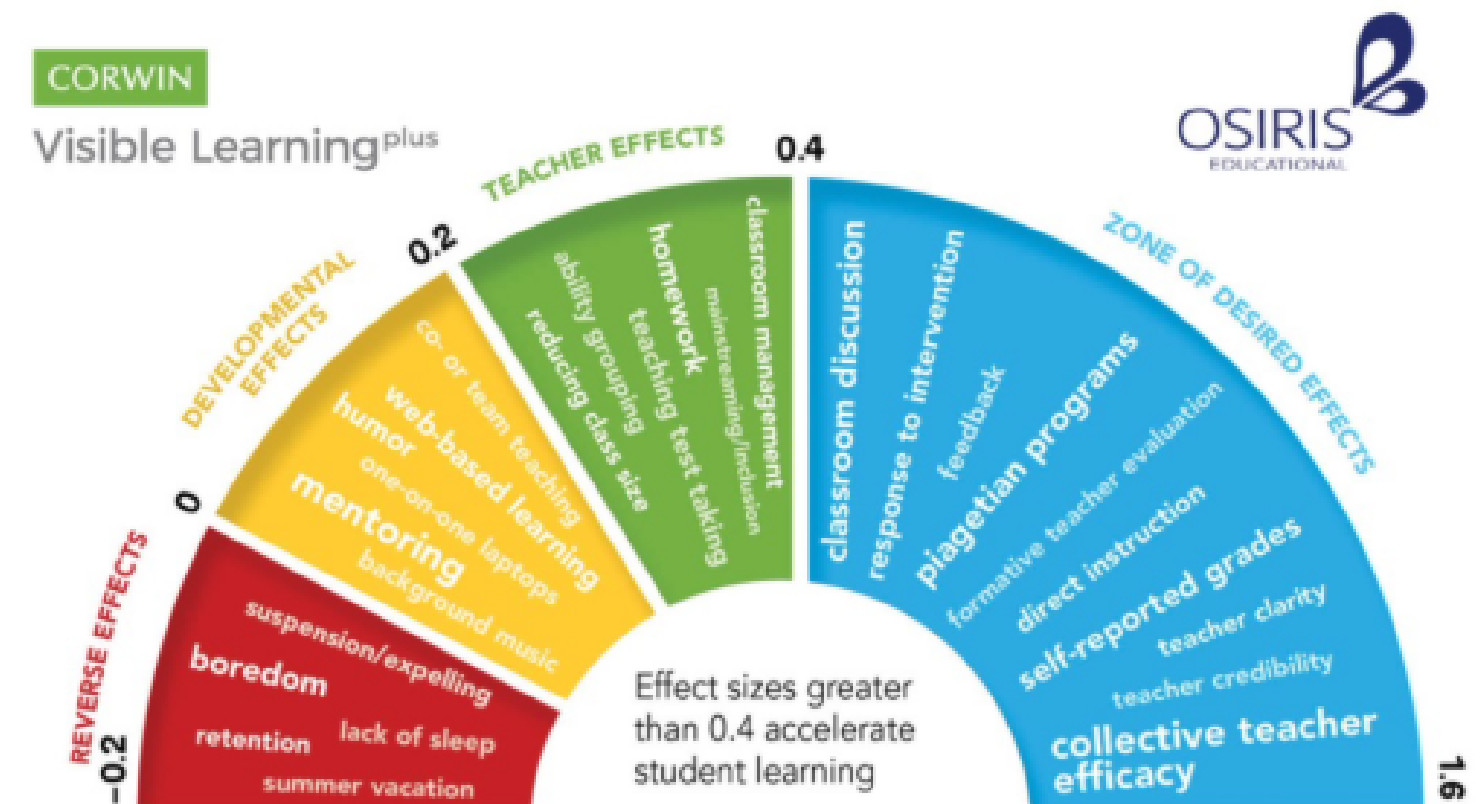

- Target Student Enrollment
- Attendance
- Knowledge of Students
- Change in Funding Sources
- Minimal Student Outcomes



Research on Summer School

John Hattie - Effect Size 0.17

Looked at 183 studies with 43,977 students



Elementary Summer School 2024 Data

2024 Elementary Summer School K-4 & HoLA

Kindergarten	19
1st Grade	34
2nd Grade	39
3rd Grade	32
4th Grade	24
HoLA	25
Total	173

173 students registered
 27 drops throughout the program length (16%)
 146 students served
 42 students with perfect attendance
 352 absences

iReady Scaled Score Comparison	ALL	In Summer School	Not In Summer School
Summer Slide ELA Average	-2.93	-3.95	-2.87
Summer Slide Math Average	-6.60	-5.86	-6.65

Changes for 24-25

Weekly activities pushed out for all students

Targeted grade level practice packets sent home with at-risk students

Weekly Activities: Week of June 2-6

The activities provided are meant to keep students actively engaged in practicing skills throughout the summer. The key to successful summer learning is to make it fun and engaging. Keep activities short and incorporate them into everyday routines.

	GRADE K	GRADE 1	GRADE 2	GRADE 3	GRADE 4	GRADE 5
MATH MONDAY	Using a bin of toys, sort them by: shape, color, and then size.	Using a deck of cards (only # cards 2-9), flip over two cards and find the sum as quickly as possible.	Play "Guess My Number" - Select a number between 11 & 999. Give clues about the number using place value (tens, ones, hundreds).	Ask friends and family about their favorite color and pet. Record the data and create both a picture & bar graph.	Play "24" -Using a deck of cards (only # cards 2-10), flip over four cards. Using all 4 cards and any combination of addition, subtraction, multiplication or division try to make the total 24. If you cannot make 24, draw new cards.	
TECHY TUESDAY	Visit https://www.abcya.com Click on your grade level & then select a game to play under the "Letters" category.					
WORD-LY WEDNESDAY	Use play-doh, chalk or markers to practice reading, writing, & spelling the following words: in, it, on, at, am	Use play-doh, chalk or markers to practice reading, writing, & spelling the following words: they, out, have, went, now	Use play-doh, chalk or markers to practice reading, writing, & spelling the following words: would, very, your, around, don't	Use play-doh, chalk or markers to practice reading, writing, & spelling the following words: long, about, never, today, myself	The prefix "un-" means "not" or "the opposite of". Create a word web with words as many words you can think of using the prefix "un"	The prefix "dis-" means "not" or "the opposite of". Create a word web with words as many words you can think of using the prefix "dis"
THOUGHTFUL THURSDAY	Make a list of goals you have for this summer! Think about what you might like to: Learn, Do, Create, Read or Explore					
FACT OR FICTION FRIDAY	Sign up for the reading program at your local library! Check out a fiction & a non-fiction book!					



Grade 3 Mathematics

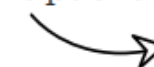
Student At-Home Activity Packet

This At-Home Activity Packet includes 26 sets of practice problems that align to important math concepts your student has worked with so far this year.

We recommend that your student completes one page of practice problems each day.

Encourage your student to do the best they can with this content—the most important thing is that they continue developing their mathematical fluency and skills.

See the Grade 3 Math concepts covered in this packet!



Extended School Year

Dates: June 9th - July 3rd

Days of the Week: Monday-Thursday

Location: Windsor Elementary

Time: 8:00am-12:00pm



A stylized illustration of a house with a brown chimney and a smiling sun. The house has a brown roof and a yellow door. The sun is a large, light blue circle with a smiling face. The background is a light blue sky with white stars.

Summer Skill Building at HMS

- Available to students who will be enrolled at Harlem Middle School in grades 6-8 for the 25-26 School Year.
- June 3 - June 27
- Monday - Friday
- No school on June 19th
- Math from 8 am to 10 am
- ELA from 10:10 am to 12:10 pm
- Paid for using School Improvement Grant Funds available to Harlem Middle School.

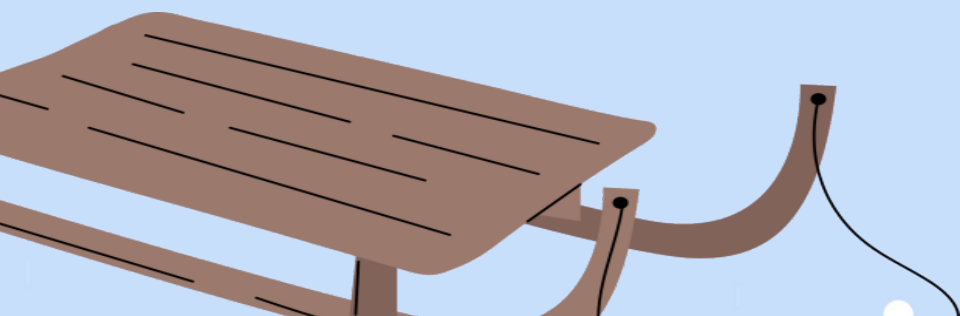
Harlem Middle School Skill Building Data from 2024

Summer Slide Measured through iReady

Grade	Math SS	Math Whole School	ELA SS	ELA Whole School
6	-9.25	-9.75	0.56	-6.29
7	-8.35	-9.17	-4.97	-6.76
8	-4.64	-5.31	1.58	0.18


Course Moves in Math

2020	24
2021	20
2022	25
2023	22
2024	26





Summer Credit Recovery at HHS

- Targeted for students enrolled at Harlem High School during the 24-25 school year who are one or more credits behind.
 - June 2 - June 20, No school on June 19th.
 - June 23 - July 11, No school on July 4.
 - 8 am - 12 pm
 - Monday - Thursday
 - Students fees will be associated with Summer Credit Recovery.
- 
- 