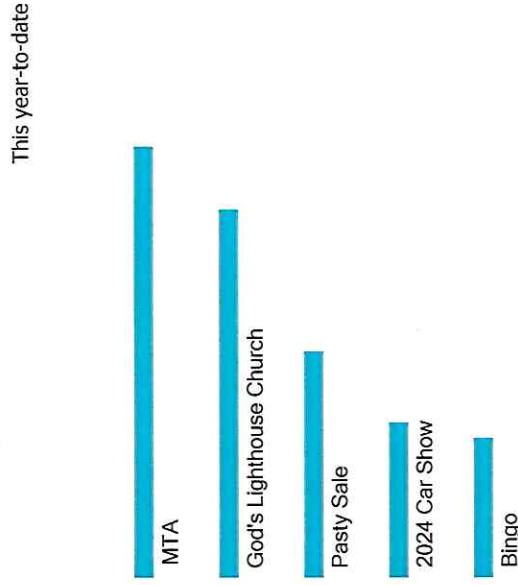


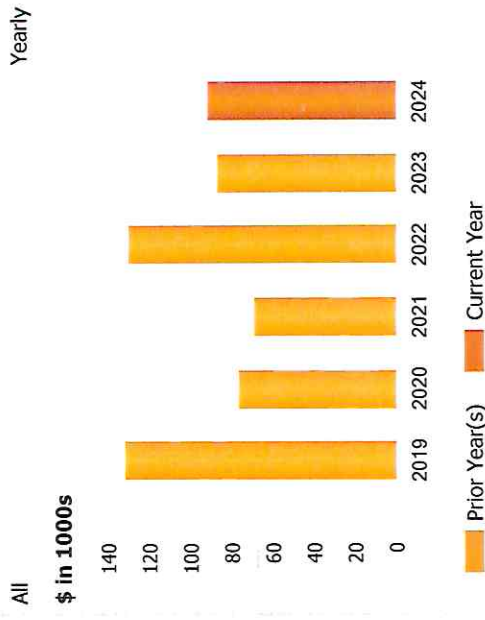
Account Balances

Account	Balance
General Savings xxx856-01	108,125.56
Business Checking xxx856-08	47,259.28
Furnishings Savings CLOSED	0.00
Travel Checking 1447	0.00
Accounts Receivable	0.00
Allowance for Doubtful Accounts	0.00
Allowance for Doubtful Pledges	0.00
Grants Receivable	0.00

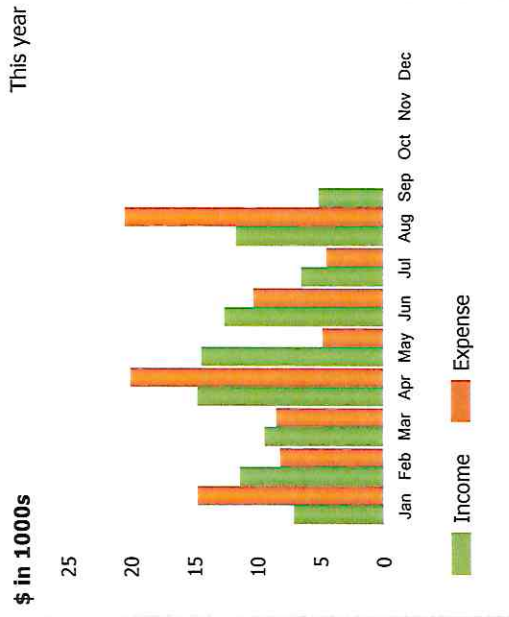
Top Customers by Sales



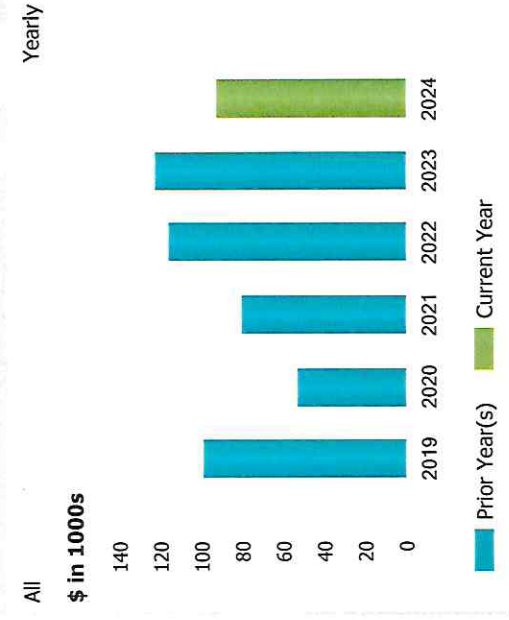
Prev Year Expense Comparison



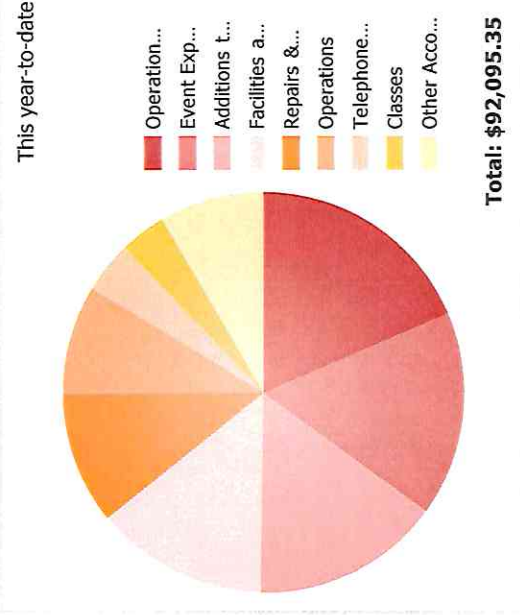
Income and Expense Trend



Prev Year Income Comparison



Expense Breakdown



4:17 PM
10/07/24
Cash Basis

Clio Area Seniors Inc.
Profit & Loss
August 2024

	<u>Aug 24</u>	<u>% of In...</u>
Ordinary Income/Expense		
Income		
Income	11,684.26	100.0%
Total Income	11,684.26	100.0%
Cost of Goods Sold		
Event Expenses	893.97	7.7%
Grocery	175.30	1.5%
Kitchen	32.96	0.3%
Total COGS	1,102.23	9.4%
Gross Profit	10,582.03	90.6%
Expense		
Classes	245.00	2.1%
Facilities and Equipm...	780.30	6.7%
Office	297.34	2.5%
Operation Expenses	5,391.69	46.1%
Operations	253.27	2.2%
Other Types of Expen...	142.58	1.2%
Repairs & Maintenance	911.06	7.8%
Telephone, TV & Inter...	139.26	1.2%
Travel & Meetings	0.00	0.0%
Total Expense	8,160.50	69.8%
Net Ordinary Income	2,421.53	20.7%
Other Income/Expense		
Other Income		
Interest Earned	23.63	0.2%
Total Other Income	23.63	0.2%
Other Expense		
Additions to Reserves	4,459.84	38.2%
Total Other Expense	4,459.84	38.2%
Net Other Income	-4,436.21	-38.0%
Net Income	<u>-2,014.68</u>	<u>-17.2%</u>

Z

Clio Area Seniors Inc.
Profit & Loss
August 2024

	Aug 24	% of In...
Ordinary Income/Expense		
Income		
Income		
Classes	360.00	3.1%
Cooler Items	117.01	1.0%
Craft Room	51.00	0.4%
Donations	6,876.25	58.9%
Hall Rental Income	870.50	7.5%
Pasty Sale	690.00	5.9%
Program Expense Income		
Newsletter Income	60.00	0.5%
Program Expense Income - Ot...	65.00	0.6%
Total Program Expense Income	125.00	1.1%
Special Events Income	2,582.50	22.1%
Van Passes	12.00	0.1%
Total Income	11,684.26	100.0%
Total Income	11,684.26	100.0%
Cost of Goods Sold		
Event Expenses		
Car Show	0.00	0.0%
Event Refund	250.00	2.1%
Pastie Sale	112.18	1.0%
Pizza Lunch	184.90	1.6%
Event Expenses - Other	346.89	3.0%
Total Event Expenses	893.97	7.7%
Grocery		
Cooler Expenses	175.30	1.5%
Grocery - Other	0.00	0.0%
Total Grocery	175.30	1.5%
Kitchen	32.96	0.3%
Total COGS	1,102.23	9.4%
Gross Profit	10,582.03	90.6%
Expense		
Classes	245.00	2.1%
Facilities and Equipment		
Building	125.00	1.1%
Janitorial	0.00	0.0%
Janitorial Services	655.30	5.6%
Total Facilities and Equipment	780.30	6.7%
Office		
Office Supplies	297.34	2.5%
Total Office	297.34	2.5%
Operation Expenses		
Computer & Software Expense	176.69	1.5%
Rental Expense	5,215.00	44.6%
Operation Expenses - Other	0.00	0.0%
Total Operation Expenses	5,391.69	46.1%
Operations		
Postage, Mailing Service	69.06	0.6%
Supplies	0.00	0.0%
Telephone, Telecommunications	184.21	1.6%
Total Operations	253.27	2.2%

4:17 PM

10/07/24

Cash Basis

Clio Area Seniors Inc.

Profit & Loss

August 2024

	Aug 24	% of In...
Other Types of Expenses		
Advertising	125.00	1.1%
Memberships and Dues	0.00	0.0%
Other Costs	17.58	0.2%
Total Other Types of Expenses	142.58	1.2%
Repairs & Maintenance		
Building	750.00	6.4%
Equipment	23.92	0.2%
Van/Bus	137.14	1.2%
Total Repairs & Maintenance	911.06	7.8%
Telephone, TV & Internet	139.26	1.2%
Travel & Meetings		
Conference, Convention, Meeting	0.00	0.0%
Total Travel & Meetings	0.00	0.0%
Total Expense	8,160.50	69.8%
Net Ordinary Income	2,421.53	20.7%
Other Income/Expense		
Other Income		
Interest Earned	23.63	0.2%
Total Other Income	23.63	0.2%
Other Expense		
Additions to Reserves	4,459.84	38.2%
Total Other Expense	4,459.84	38.2%
Net Other Income	-4,436.21	-38.0%
Net Income	-2,014.68	-17.2%

4

4:17 PM

10/07/24

Cash Basis

Clio Area Seniors Inc. Board Report - Monthly Transactions August 2024

Type	Date	Num	Name	Memo	Split	Debit	Credit	Balance
Aug 24								
Deposit	8/12/2024			Deposit	-SPLIT-	8,437.50		8,437.50
Deposit	8/19/2024			Deposit	-SPLIT-	918.81		9,356.31
Deposit	8/26/2024			Deposit	-SPLIT-	392.35		9,748.66
Deposit	8/30/2024			Deposit	-SPLIT-	1,534.30		11,282.96
Deposit	8/30/2024			Deposit	-SPLIT-	611.83		11,894.79
Check	8/1/2024	DM3811	A&S Telecom Consulti...	August 2024 Auto-Pay...	Telephone, Tele...		24.31	11,870.48
Check	8/16/2024	DM3825	Adobe Store	August 2024 Adobe P...	Computer & Sof...		21.19	11,849.29
Check	8/23/2024	DM3834	Amazon Marketplace	Bingo Cards	Office Supplies		285.70	11,563.59
Check	8/15/2024	DM3821	Cintas	July2024 #4199806723	Janitorial Services		610.30	10,953.29
Check	8/22/2024	2018	Clio Cast and Crew, Inc.	Program Advertising 2...	Advertising		125.00	10,828.29
Check	8/30/2024		DFCU	Square	Other Costs	23.63	17.58	10,810.71
Check	8/30/2024		DFCU	Square	Interest Earned		17.80	10,834.34
Check	8/22/2024	DM3829	Don's Foodland	Clio Cafe	Event Expenses		5.97	10,816.54
Check	8/5/2024	DM3815	GFS	Clio Cafe	-SPLIT-		18.98	10,791.59
Check	8/6/2024	DM3818	GFS	Clio Cafe/Penthalon	-SPLIT-		135.00	10,656.59
Check	8/14/2024	2012	HH Properties, Inc.	Hungry Howies -July 2...	Pizza Lunch		23.96	10,632.63
Check	8/8/2024	DM3819	Kroger Grocery Store	Chamber of Commerc...	Event Expenses		24.43	10,608.20
Check	8/8/2024	DM3820	Kroger Grocery Store	Clio Cafe/Pizza Lunch	-SPLIT-		16.90	10,591.30
Check	8/19/2024	DM3827	Kroger Grocery Store	Clio Cafe	Event Expenses		57.06	10,534.24
Check	8/22/2024	DM3828	Kroger Grocery Store	Clio Cafe/Penthalon	-SPLIT-		250.00	10,284.24
Check	8/22/2024	2017	Larry Confer	Refund Deposit 8/12/2...	Event Refund		245.00	10,039.24
Check	8/14/2024	2014	Mary Ann Orme	Drums Alive -June/Jul...	Classes		23.92	10,015.32
Check	8/3/2024	DM3813	Menards	Paint for Benches	-SPLIT-		116.46	9,898.86
Check	8/22/2024	DM3830	Menards	Shelving for Bus	-SPLIT-		20.68	9,878.18
Check	8/22/2024	DM3833	Menards	Mini Bus Storage	-SPLIT-		139.26	9,738.92
Check	8/1/2024	DM3812	New Lane Finance	August 2024 Auto-Pa...	Telephone, TV ...		438.70	9,300.22
Check	8/30/2024	2019	Patty Johns	Commod. Concession...	-SPLIT-		68.35	9,231.87
Check	8/6/2024	DM3817	Sams Club	Clio Cafe	-SPLIT-		14.94	9,216.93
Check	8/16/2024	DM3824	Sams Club	Senior Power Day	-SPLIT-		6.65	9,210.28
Check	8/22/2024	DM3832	Sams Club	Senior Power Day	-SPLIT-		23.49	9,186.79
Check	8/5/2024	DM3814	Sara Lee Outlet	Clio Cafe	Event Expenses		40.00	9,146.79
Check	8/17/2024	DM3826	Sling	August 2024 AUTO-P...	Computer & Sof...		45.00	9,101.79
Check	8/14/2024	2016	Some Comfort Pest C...	August #29728 Mont...	Janitorial Services		11.64	9,090.15
Check	8/16/2024	DM3823	Staples	Dry Erase Cleaner	Office Supplies		750.00	8,340.15
Check	8/4/2024	2015	Tri-County Roofing	Roof Repair	Building		69.06	8,271.09
Check	8/15/2024	DM3822	USPS	September Mailing P...	Postage, Mailin...		9,674.84	-1,403.75
Check	8/8/2024	2011	Vienna Township	Rentals & MTA Donati...	-SPLIT-		125.00	-1,528.75
Check	8/14/2024	2013	Voorheis Signs	Need Invoice	Building		115.50	-1,644.25
Check	8/6/2024	DM3816	Wells Fargo Financial ...	August 2024 5030573...	Computer & Sof...		159.90	-1,804.15
Check	8/22/2024	DM3831	Zoom Video Communi...	Zoom 1 Year Subscrip...	Telephone, Tele...			
Aug 24						11,918.42	13,722.57	-1,804.15

65

(1)

(2)

(3)

6

4:09 PM

10/07/24

Clio Area Seniors Inc.
Reconciliation Summary
General Savings xxx856-01, Period Ending 08/31/2024

	<u>Aug 31, 24</u>
Beginning Balance	107,837.84
Cleared Balance	107,837.84
Uncleared Transactions	
Deposits and Credits - 1 it...	<u>287.72</u>
Total Uncleared Transactions	<u>287.72</u>
Register Balance as of 08/31/20...	<u>108,125.56</u>
Ending Balance	<u>108,125.56</u>

Clio Area Seniors Inc.
Reconciliation Detail
 Business Checking xxx856-08, Period Ending 08/31/2024

Type	Date	Num	Name	Clr	Amount	Balance
Beginning Balance						56,900.16
Cleared Transactions						
Checks and Payments - 33 items						
Check	6/12/2024	1991	Laurie Compau	X	-240.00	-240.00
Check	7/16/2024	2006	AMD Urgent Care	X	-75.00	-315.00
Check	7/31/2024	2010	Patty Johns	X	-585.72	-900.72
Check	8/1/2024	DM3812	New Lane Finance	X	-139.26	-1,039.98
Check	8/1/2024	DM3811	A&S Telecom Consulting, ...	X	-24.31	-1,064.29
Check	8/3/2024	DM3813	Menards	X	-23.92	-1,088.21
Check	8/4/2024	2015	Tri-County Roofing	X	-750.00	-1,838.21
Check	8/5/2024	DM3814	Sara Lee Outlet	X	-23.49	-1,861.70
Check	8/5/2024	DM3815	GFS	X	-5.97	-1,867.67
Check	8/6/2024	DM3816	Wells Fargo Financial Serv...	X	-115.50	-1,983.17
Check	8/6/2024	DM3817	Sams Club	X	-68.35	-2,051.52
Check	8/6/2024	DM3818	GFS	X	-18.98	-2,070.50
Check	8/8/2024	2011	Vienna Township	X	-9,674.84	-11,745.34
Check	8/8/2024	DM3820	Kroger Grocery Store	X	-24.43	-11,769.77
Check	8/8/2024	DM3819	Kroger Grocery Store	X	-23.96	-11,793.73
Check	8/14/2024	2012	HH Properties, Inc.	X	-135.00	-11,928.73
Check	8/14/2024	2016	Some Comfort Pest Control	X	-45.00	-11,973.73
Check	8/15/2024	DM3821	Cintas	X	-610.30	-12,584.03
Check	8/15/2024	DM3822	USPS	X	-69.06	-12,653.09
Check	8/16/2024	DM3825	Adobe Store	X	-21.19	-12,674.28
Check	8/16/2024	DM3824	Sams Club	X	-14.94	-12,689.22
Check	8/16/2024	DM3823	Staples	X	-11.64	-12,700.86
Check	8/17/2024	DM3826	Sling	X	-40.00	-12,740.86
Check	8/19/2024	DM3827	Kroger Grocery Store	X	-16.90	-12,757.76
Check	8/22/2024	DM3831	Zoom Video Communicati...	X	-159.90	-12,917.66
Check	8/22/2024	2018	Clio Cast and Crew, Inc.	X	-125.00	-13,042.66
Check	8/22/2024	DM3830	Menards	X	-116.46	-13,159.12
Check	8/22/2024	DM3828	Kroger Grocery Store	X	-57.06	-13,216.18
Check	8/22/2024	DM3833	Menards	X	-20.68	-13,236.86
Check	8/22/2024	DM3829	Don's Foodland	X	-17.80	-13,254.66
Check	8/22/2024	DM3832	Sams Club	X	-6.65	-13,261.31
Check	8/23/2024	DM3834	Amazon Marketplace	X	-285.70	-13,547.01
Check	8/30/2024		DFCU	X	-17.58	-13,564.59
Total Checks and Payments					-13,564.59	-13,564.59
Deposits and Credits - 6 items						
Deposit	8/12/2024			X	8,437.50	8,437.50
Deposit	8/19/2024			X	918.81	9,356.31
Deposit	8/26/2024			X	392.35	9,748.66
Deposit	8/30/2024		DFCU	X	23.63	9,772.29
Deposit	8/30/2024			X	611.83	10,384.12
Deposit	8/30/2024			X	1,534.30	11,918.42
Total Deposits and Credits					11,918.42	11,918.42
Total Cleared Transactions					-1,646.17	-1,646.17
Cleared Balance					-1,646.17	55,253.99
Uncleared Transactions						
Checks and Payments - 7 items						
Check	7/11/2023	1834	Carryl Promowics		-10.00	-10.00
Check	7/19/2023	1840	Maggie Giordano		-15.00	-25.00
Check	10/23/2023	1876	AMD Urgent Care		-75.00	-100.00
Check	8/14/2024	2014	Mary Ann Orme		-245.00	-345.00
Check	8/14/2024	2013	Voorheis Signs		-125.00	-470.00
Check	8/22/2024	2017	Larry Confer		-250.00	-720.00
Check	8/30/2024	2019	Patty Johns		-438.70	-1,158.70
Total Checks and Payments					-1,158.70	-1,158.70
Total Uncleared Transactions					-1,158.70	-1,158.70
Register Balance as of 08/31/2024					-2,804.87	54,095.29
Ending Balance					-2,804.87	54,095.29

4:19 PM
 10/07/24
 Cash Basis

Clio Area Seniors Inc.
Profit & Loss Budget vs. Actual
 January through August 2024

	Jan 24	B...	\$...	%...	Feb 24	B...	\$...	%...	Mar 24	B...	\$...	%...
Ordinary Income/Expense												
Income												
Income	7,096.39				11,477.07				9,171.71			
Total Income	7,096.39				11,477.07				9,171.71			
Cost of Goods Sold												
Event Expenses	1,725.06				666.75				1,029.17			
Grocery	227.43				133.64				136.76			
Kitchen	107.54				145.47				139.97			
Total COGS	2,060.03				945.86				1,305.90			
Gross Profit	5,036.36				10,531.21				7,865.81			
Expense												
Classes	410.00				405.00				40.00			
Contract Services	360.00				300.00				440.00			
Facilities and Equipment	751.22				5,584.21				823.56			
Office	49.85				403.30				38.98			
Operation Expenses	5,111.69				136.69				136.69			
Operations	24.31				24.31				279.13			
Other Types of Expenses	490.52				66.53				436.59			
Reconciliation Discrepanc...	0.00				9.00				0.00			
Repairs & Maintenance	10.60				171.64				3,747.59			
Telephone, TV & Internet	523.16				179.26				1,142.05			
Travel & Meetings	0.00				0.00				101.31			
Total Expense	7,731.35				7,279.94				7,185.90			
Net Ordinary Income	-2,694.99				3,251.27				679.91			
Other Income/Expense												
Other Income												
Interest Earned	19.68				0.00				287.37			
Total Other Income	19.68				0.00				287.37			
Other Expense												
Additions to Reserves	4,971.00				0.00				0.00			
Service Charge	0.00				0.00				0.00			
Total Other Expense	4,971.00				0.00				0.00			
Net Other Income	-4,951.32				0.00				287.37			
Net Income	-7,646.31				3,251.27				967.28			

4:19 PM
 10/07/24
 Cash Basis

Clio Area Seniors Inc.
Profit & Loss Budget vs. Actual
 January through August 2024

	Apr 24	B...	\$...	%...	May 24	B...	\$...	%...	Jun 24	B...	\$...	%...
Ordinary Income/Expense												
Income												
Income	14,779.89				14,433.99				12,346.84			
Total Income	14,779.89				14,433.99				12,346.84			
Cost of Goods Sold												
Event Expenses	2,445.86				1,611.60				5,052.90			
Grocery	241.85				83.30				43.19			
Kitchen	39.14				78.89				230.31			
Total COGS	2,726.85				1,773.79				5,326.40			
Gross Profit	12,053.04				12,660.20				7,020.44			
Expense												
Classes	1,525.00				415.00				345.00			
Contract Services	120.00				280.00				590.00			
Facilities and Equipment	842.66				831.81				2,386.65			
Office	21.98				56.93				141.16			
Operation Expenses	5,436.69				176.69				494.55			
Operations	180.02				100.02				232.28			
Other Types of Expenses	206.62				455.38				124.97			
Reconciliation Discrepanc...	0.00				-13.00				0.00			
Repairs & Maintenance	3,918.00				365.00				268.48			
Telephone, TV & Internet	482.88				482.88				474.12			
Travel & Meetings	0.00				0.00				0.00			
Total Expense	12,733.85				3,150.71				5,057.21			
Net Ordinary Income	-680.81				9,509.49				1,963.23			
Other Income/Expense												
Other Income												
Interest Earned	18.39				20.20				289.63			
Total Other Income	18.39				20.20				289.63			
Other Expense												
Additions to Reserves	4,658.72				-16.84				0.00			
Service Charge	0.00				0.00				0.00			
Total Other Expense	4,658.72				-16.84				0.00			
Net Other Income	-4,640.33				37.04				289.63			
Net Income	-5,321.14				9,546.53				2,252.86			

4:19 PM
 10/07/24
 Cash Basis

Clio Area Seniors Inc. Profit & Loss Budget vs. Actual January through August 2024

									TOTAL			
	Jul 24	B...	\$...	%...	Aug 24	B...	\$...	%...	Jan - Aug 24	B...	\$...	%...
Ordinary Income/Expense												
Income												
Income	6,482.56				11,684.26				87,472.71			
Total Income	6,482.56				11,684.26				87,472.71			
Cost of Goods Sold												
Event Expenses	1,788.08				893.97				15,213.39			
Grocery	172.29				175.30				1,213.76			
Kitchen	111.01				32.96				885.29			
Total COGS	2,071.38				1,102.23				17,312.44			
Gross Profit	4,411.18				10,582.03				70,160.27			
Expense												
Classes	13.93				245.00				3,398.93			
Contract Services	355.00				0.00				2,445.00			
Facilities and Equipment	839.60				780.30				12,840.01			
Office	134.72				297.34				1,144.26			
Operation Expenses	176.69				5,391.69				17,061.38			
Operations	164.92				253.27				1,258.26			
Other Types of Expenses	23.86				142.58				1,947.05			
Reconciliation Discrepanc...	0.00				0.00				-4.00			
Repairs & Maintenance	380.00				911.06				9,772.37			
Telephone, TV & Internet	466.00				139.26				3,889.61			
Travel & Meetings	0.00				0.00				101.31			
Total Expense	2,554.72				8,160.50				53,854.18			
Net Ordinary Income	1,856.46				2,421.53				16,306.09			
Other Income/Expense												
Other Income												
Interest Earned	23.93				23.63				682.83			
Total Other Income	23.93				23.63				682.83			
Other Expense												
Additions to Reserves	0.00				4,459.84				14,072.72			
Service Charge	20.00				0.00				20.00			
Total Other Expense	20.00				4,459.84				14,092.72			
Net Other Income	3.93				-4,436.21				-13,409.89			
Net Income	1,860.39				-2,014.68				2,896.20			

4:13 PM

10/07/24

Clio Area Seniors Inc.
Reconciliation Summary
Business Checking xxx856-08, Period Ending 08/31/2024

	<u>Aug 31, 24</u>
Beginning Balance	56,900.16
Cleared Transactions	
Checks and Payments - 33 ite...	-13,564.59
Deposits and Credits - 6 items	11,918.42
Total Cleared Transactions	<u>-1,646.17</u>
Cleared Balance	<u>55,253.99</u>
Uncleared Transactions	
Checks and Payments - 7 items	<u>-1,158.70</u>
Total Uncleared Transactions	<u>-1,158.70</u>
Register Balance as of 08/31/2024	<u>54,095.29</u>
Ending Balance	<u>54,095.29</u>