

## SAP GOAL AND MEASURES

### ACADEMICS

#### *District Growth Areas:*

- Ensuring the continued development of curriculum across all content areas fidelity and uniformity across the district
- Support a common assessment system to measure student learning
- Supporting staff to better use assessment data to make instructional decisions and determine the effectiveness of strategies being implemented
- Support universal preschool program

#### *School Growth Areas:*

- Rigorous, standards-based curricula exist for all grade levels and content areas. Curricula are aligned with the CCSS and are being implemented with a high degree of fidelity throughout the school.
- Teachers consistently administer assessments throughout the year. Assessments are standards-based and provide real-time data. Teachers embed formative assessments in their daily lessons. The school has strong processes to collect, analyze, and use data to inform interventions.
- All observed lessons are appropriately accessible and challenging. Teachers push students, promoting academic risk-taking. Students are developing the capacity to engage in complex content and pose higher-level questions to the teacher and peers. Teachers promote high expectations.
- Teachers consistently and seamlessly differentiate instruction. Teachers use data and formal/informal strategies to gauge understanding, and

### HUMAN CAPITAL

#### *District Growth Areas:*

- Recruit highly qualified staff
- Professional Development will be imbedded and driven by staff or demonstrated student need

#### *School Growth Areas:*

- 100% of classes are led by deeply passionate and highly effective educators. There are strong systems in place to promote staff efficacy and make staffing decisions driven exclusively by student needs. All staff articulates a common understanding of what effective instruction looks like. Educators relentlessly pursue excellent pedagogy. Instructional leaders have communicated and enforced high expectations school-wide.
- The school consistently offers rich and meaningful PD opportunities that are aligned to student needs and staff growth areas identified through observations. Teachers effectively translate PD strategies into their daily instruction. The school has a process for monitoring and supporting the implementation of PD strategies.
- 0
- 0

## OPERATIONS

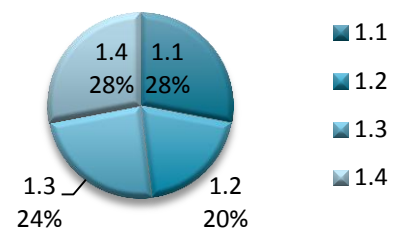
<i>District Growth Areas:</i>	<i>School Growth Areas:</i>
<ul style="list-style-type: none"><li>Supporting technology with the available funding</li></ul>	<ul style="list-style-type: none"><li>All students are visibly engaged, ready to learn, and on task. Students are clearly focused on learning in all classrooms. The lessons appeal to and seem to support all learning styles. Students are actively engaged in the lessons and excited to participate in classroom dialogue and instruction.</li></ul>
<ul style="list-style-type: none"><li>Support the integrated use of technology in all schools</li></ul>	<ul style="list-style-type: none"><li>Teachers consistently and seamlessly differentiate instruction. Teachers use data and formal/informal strategies to gauge understanding, and differentiate the learning process accordingly. Tight feedback loop between monitoring efforts and instruction.</li></ul>
<ul style="list-style-type: none"><li>Support Business Management Services</li></ul>	<ul style="list-style-type: none"><li>The school and district engage in strategic budgeting. The school and district invest in high-yield, research-based initiatives aligned to student</li><li>0</li></ul>

## CULTURE AND CLIMATE

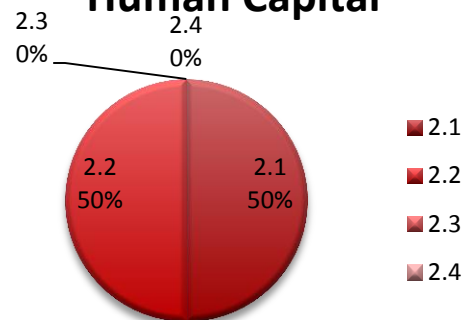
<i>District Growth Areas:</i>	<i>School Growth Areas:</i>
<ul style="list-style-type: none"><li>Support continued integration of PBIS in all schools</li></ul>	<ul style="list-style-type: none"><li>A school-wide behavior management plan is consistently and effectively implemented. All students behave in a calm, orderly, and respectful manner throughout the school day. Classroom distractions are minimal, and immediately and appropriately addressed. Rewards and consequences are clear and appropriate, and are consistently applied across the school. The suspension/expulsion rate is &lt; 10%.</li></ul>
<ul style="list-style-type: none"><li>Increase parent involvement and feedback residency issues</li></ul>	<ul style="list-style-type: none"><li>The school frequently engages parents/family as partners in student's education. Almost all families participate in school activities. Nearly all educators communicate with families on a regular basis.</li></ul>
<ul style="list-style-type: none"><li>Addressing student/family transiency and illegal residency issues</li></ul>	<ul style="list-style-type: none"><li>0</li></ul>
	<ul style="list-style-type: none"><li>0</li></ul>

# Monthly Statistics Report

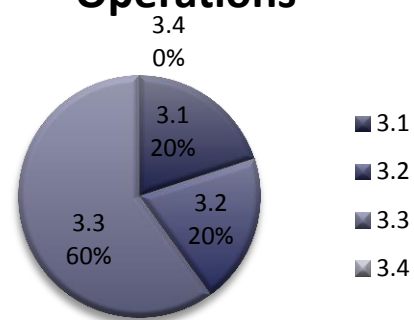
## Academics



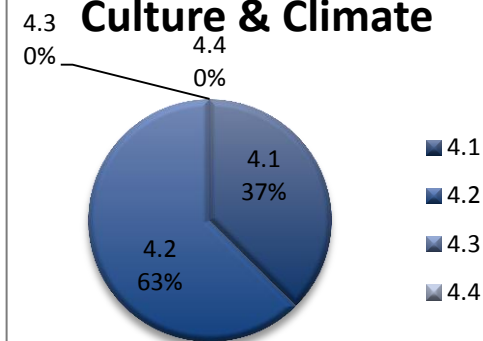
## Human Capital



## Operations



## Culture & Climate



## Strategic Plan



Indicator	1.1	1.2	1.3	1.4	Date Completed	Academics
Academics	✓	✓	✓	✓	ongoing	Walkthroughs - Classroom Observations
			✓	✓	bi weekly	Child Study Team
	✓				10/9/2014	College Fair
	✓	✓		✓	10/15/2014	PSAT administered for all 10th and 11th graders
	✓	✓	✓	✓	10/16/2014	AP assessment result meetings
	✓	✓	✓	✓	10/17/2014	Instructijonal Rounds
	✓		✓	✓	10/22/2014	Administrator Walkthroughs
	✓	✓	✓	✓	ongoing	Formal Observations

Indicator	2.1	2.2	2.3	2.4	Date Completed	Human Capital
Human Capital	✓	✓			10/1/2014	Faculty Meeting
					10/1/2014	NCAA guidelines meeting
		✓			10/6/2014	ACES Workshop
	✓	✓			10/8/2014	PD
	✓				10/16/2014	Monthly Para Meeting
	✓	✓			10/16/2014	Teacher SLO development
	✓				10/16/2014	Para vacancy
		✓			10/20/2014	Edgenuity in house training
				21-Oct	SPDG training - Generation Ready training	

Indicator	3.1	3.2	3.3	3.4	Date Completed	Operations
Operations		✓	✓		Every Tuesday	Weekly Open forum
					First Monday	Monthly Parent Meetings
					10/3/2014	Picture day
	✓				10/3/2014	Ring Dance
					10/6/2014	PTO Monthly Meeting
			✓		10/7/2014	COW meeting
					10/15/2014	Fitenss Center Ribbon Cutting Ceremony
			✓		ongoing	Monthly sporting events
				22-Oct	New furniture in Freshmen Academy	
Indicator	4.1	4.2	4.3	4.4	Date Completed	Culture and Climate
Culture and Climate	✓	✓			10/1/2014	HRC event at Ansonia
	✓	✓			10/1/2014	Internet Saftey Presentation
		✓			10/14/2014	HRC event
	✓	✓			10/14/2014	Saftey review with Police department
		✓			10/17/2014	Pink Out to raise and money and awareness for breast cancer