

Strategic Plan Overview: Language and Culture

Overall Goals

Establishing Professional Development for Language Teachers

Assessing and Strengthening Iñupiaq Language Progress

Documenting Traditional Knowledge and Integrating into the Curriculum

Collaboration Between Iñupiaq Teachers and Elders

Creating Classroom Materials for Language and Culture

Pathways for Fluency Proficiency

Culturally-Affirming Science Activities

Empowering Students to Carry Forward Language and Traditions

Building Capacity for Expansion

Professional Development for Language Teachers



Professional Development Opportunities For Teachers (Uqayusralikun, Uqapiaqta, Etc.)



Aligning Staff Development With Curriculum Needs For Language Integration.



Strengthening Immersion Strategies Through Continuous Growth.



Ilisautri Meet Every Monday From 9-11 AM To Collaborate On Benchmarks For Iñupiaq Language Development, Identify What's Working, And Plan Cultural Activities.



Collaboration Includes Lesson Planning, Sharing Feedback, And Developing Field Activities That Connect Students To Their Heritage.

Organizing Iñupiaq Materials

Achievement: All Iñupiaq instructional materials are now organized and in the process of being archived.

Access: Materials are safely stored, easily accessible for our Staff Development Specialist and teachers.

Impact: Teachers now have better access to resources that directly support Iñupiaq language teaching.

Cultural Activities and Field Learning

- **Integration of Culture:** Teachers are actively incorporating cultural activities that align with the Iñupiaq curriculum, providing students with hands-on learning experiences.
- **Field Activities:** Teachers are developing and leading field activities that connect language instruction with traditional practices, such as wildlife observation or plant identification.

Defining Fluency Proficiency and Next Steps

Fluency Pathways: We are developing clear benchmarks for Iñupiaq language proficiency in students, with a focus on consistent progress.

Future Steps: Continue collaboration with Annauk for immersion strategies.

Deepen the engagement with Elders and community members in language and cultural education.



NORTHWEST ARCTIC BOROUGH SCHOOL DISTRICT

Atautchikun Iñuunialiptigun (Through Our Way of Life Together as One)

NWABSD Instructional Support and Safe & Civil Schools Update

Tracy Bell

Director of Curriculum and Instruction



Overall Main Goals

1. **Evaluate and Strengthen Multi-Tiered System of Supports (MTSS)**
2. **Refresh and Implement Safe & Civil Schools**
3. **Build Infrastructure for Continuous Improvement**
4. **Focus on Professional Development and Teacher Support**
5. **Monitor and Use Data to Drive Decisions**



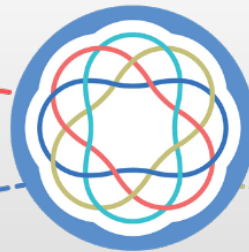


- 1. Academic support through tiered instruction**
- 2. Behavioral support using Safe & Civil Schools**
- 3. Focus on data review to guide interventions**

Giving teachers
actionable insights



Making personalized
learning **sustainable**



Enabling educators to build
positive student-teacher
relationships



Bringing together all the
necessary data





Key Areas:

- Fit and Feasibility Assessment (75% complete)
- Infrastructure for MTSS (50% complete)
- Data Systems for Academics, Behavior, and Attendance (10% complete)

Progress Update: What's been completed, ongoing, and upcoming.



- Establishment of a tiered behavioral support system (75% complete)
- PBIS data collection and analysis system (in progress)
- Safe & Civil Foundations Team (in progress)
- Professional Development and Onboarding Practices (in progress)



What Are We Measuring?

- Academic Outcomes (NWEA MAP, mClass DIBELS, WorkKeys, ACT)
- Attendance Data (monthly reports, committee input)
- Behavioral Data (suspensions, log entries, progress monitoring)



Instructional Framework for 2025-2026

“Expectations” for Teachers, Admin, Students, Directors, and Parents:

- Portrait of a Graduate
- Aligning classroom and schoolwide practices with Safe & Civil Schools principles.



MTSS:

- Completion of data systems and infrastructure.
- Finalize data team structures and monitoring processes by Spring 2025.

Safe & Civil Schools:

- Continued development of behavioral data collection tools.
- Expand training and establish ongoing coaching systems.
- Integrate student social-emotional learning through real-time application.


























Comparing Measures: DIBELS 8th Edition


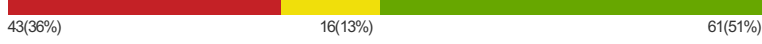







View	Population	Time	Measure		
Segment Results by: District Grade Divider: On	Show Students Enrolled: On Test Day Grade: 13 Grades District: Northwest Arctic Borough Sd	School Year: All Years Period: 2 Periods	Measure: All Measures Level Filter: All Levels		
Northwest Arctic Borough Sd			Current as of 10/16/2024		
<input type="checkbox"/> Northwest Arctic Borough Sd					
<input type="checkbox"/> Grade K					
Measures	20%	40%	60%	80%	Total Students
Composite Score	23-24 BOY				121
	24-25 BOY				123
Letter Names (LNF)	23-24 BOY				121
	24-25 BOY				123
Phonemic Awareness (PSF)	23-24 BOY				121
	24-25 BOY				123
Letter Sounds (NWF-CLS)	23-24 BOY				121
	24-25 BOY				123
Decoding (NWF-WRC)	23-24 BOY				121
	24-25 BOY				123
Word Reading (WRF)	23-24 BOY				121
	24-25 BOY				123
Vocabulary	23-24 BOY				14
	24-25 BOY				12
RAN	23-24 BOY				39
	24-25 BOY				70
Risk Indicator	23-24 BOY				39
	24-25 BOY				70
<input type="checkbox"/> Grade 1					

Measures		20%	40%	60%	80%	Total Students
Composite Score	23-24 BOY					143
	24-25 BOY					121
Letter Names (LNF)	23-24 BOY					143
	24-25 BOY					121
Phonemic Awareness (PSF)	23-24 BOY					143
	24-25 BOY					121
Letter Sounds (NWF-CLS)	23-24 BOY					143
	24-25 BOY					121
Decoding (NWF-WRC)	23-24 BOY					143
	24-25 BOY					121
Word Reading (WRF)	23-24 BOY					143
	24-25 BOY					121
Reading Accuracy (ORF-Accu)	23-24 BOY					143
	24-25 BOY					121
Reading Fluency (ORF)	23-24 BOY					143
	24-25 BOY					121
Vocabulary	23-24 BOY					18
	24-25 BOY					27
Spelling	23-24 BOY					49
	24-25 BOY					107
RAN	23-24 BOY					9
	24-25 BOY					107
Risk Indicator	23-24 BOY					49
	24-25 BOY					108







□ Grade 2

Measures		20%	40%	60%	80%	Total Students
Composite Score	23-24 BOY	78(75%)			7(7%) 10(10%) 8(8%)	103
	24-25 BOY	97(64%)		24(16%)	18(12%) 12(8%)	151
Letter Sounds (NWF-CLS)	23-24 BOY	80(77%)		6(6%) 8(8%) 8(8%) 1(1%)		103
	24-25 BOY	101(67%)		16(11%) 20(13%) 8(5%) 6(4%)		151
Decoding (NWF-WRC)	23-24 BOY	73(70%)		13(13%) 7(7%) 8(8%) 2(2%)		103
	24-25 BOY	89(59%)		32(21%) 13(9%) 8(5%) 9(6%)		151
Word Reading (WRF)	23-24 BOY	75(72%)		6(6%) 14(14%) 8(8%)		103
	24-25 BOY	86(57%)		25(17%) 30(20%) 8(5%) 2(1%)		151
Reading Accuracy (ORF-Accu)	23-24 BOY	73(71%)		8(8%) 22(21%)		103
	24-25 BOY	89(59%)		23(15%) 39(26%)		151
Reading Fluency (ORF)	23-24 BOY	74(71%)		8(8%) 13(13%) 8(8%)		103
	24-25 BOY	96(64%)		17(11%) 30(20%) 8(5%)		151
Reading Comprehension (Maze)	23-24 BOY	71(68%)		14(14%) 10(10%) 8(8%)		103
	24-25 BOY	108(71%)		21(14%) 19(13%) 3(2%)		151
Vocabulary	23-24 BOY	57(72%)		7(9%) 15(19%)		79
	24-25 BOY	103(77%)		13(10%) 18(13%)		134
Spelling	23-24 BOY	36(46%)		18(23%) 24(31%)		78
	24-25 BOY	70(53%)		23(18%) 38(29%)		131
RAN	23-24 BOY	27(57%)		12(26%) 8(17%)		47
	24-25 BOY	35(68%)		7(14%) 9(18%)		51
Risk Indicator	23-24 BOY	AT RISK 42(54%)			LOW RISK 36(46%)	78
	24-25 BOY	AT RISK 66(50%)			LOW RISK 65(50%)	131
□ Grade 3						
Measures		20%	40%	60%	80%	Total Students
Composite Score	23-24 BOY	85(64%)			19(14%) 20(15%) 10(7%)	134
	24-25 BOY	84(68%)		16(13%) 10(8%) 14(11%)		124

Letter Sounds (NWF-CLS)	23-24 BOY		134
	24-25 BOY		124
Decoding (NWF-WRC)	23-24 BOY		134
	24-25 BOY		124
Word Reading (WRF)	23-24 BOY		134
	24-25 BOY		124
Reading Accuracy (ORF-Accu)	23-24 BOY		134
	24-25 BOY		124
Reading Fluency (ORF)	23-24 BOY		134
	24-25 BOY		124
Reading Comprehension (Maze)	23-24 BOY		134
	24-25 BOY		124
Vocabulary	23-24 BOY		120
	24-25 BOY		119
Spelling	23-24 BOY		78
	24-25 BOY		120
RAN	23-24 BOY		14
	24-25 BOY		29
Risk Indicator	23-24 BOY		78
	24-25 BOY		120
□ Grade 4			
Measures		20% 40% 60% 80%	Total Students
Composite Score	23-24 BOY		124
	24-25 BOY		120
Letter Sounds (NWF-CLS)	24-25 BOY		2
Decoding (NWF-WRC)	24-25 BOY		2
Word Reading (WRF)	24-25 BOY		2

Reading Accuracy (ORF-Accu)	23-24 BOY		124
	24-25 BOY		120
Reading Fluency (ORF)	23-24 BOY		124
	24-25 BOY		120
Reading Comprehension (Maze)	23-24 BOY		124
	24-25 BOY		120
Vocabulary	24-25 BOY		2
Spelling	24-25 BOY		2
Risk Indicator	24-25 BOY		2

Grade 5

Measures		20%	40%	60%	80%	Total Students
Composite Score	23-24 BOY	73(71%)			18(18%) 9(9%) 2(2%)	102
	24-25 BOY	92(64%)			27(19%) 16(11%) 9(6%)	144
Reading Accuracy (ORF-Accu)	23-24 BOY					102
	24-25 BOY					144
Reading Fluency (ORF)	23-24 BOY					102
	24-25 BOY					144
Reading Comprehension (Maze)	23-24 BOY					102
	24-25 BOY					144

Correlation

View

Segment Results by: District
Grade Divider: On
Display Data As: Head Count

Population

Show Students Enrolled: On Test Day
Grade: 13 Grades
District: Northwest Arctic Borough Sd

1 Measure 1

Assessment: DIBELS 8th Edition
Measure: Composite Score
School Year: 2023-2024
Period: 23-24 EOY

2 Measure 2

Assessment: DIBELS 8th Edition
Measure: Composite Score
School Year: 2024-2025
Period: 24-25 BOY

609 students with results in measures 1 & 2



Northwest Arctic Borough Sd



