



QUARTERLY INVESTMENT REPORT

Collin County College

AUGUST 31, 2022



M E E D E R

PUBLIC FUNDS
PATTERSON GROUP

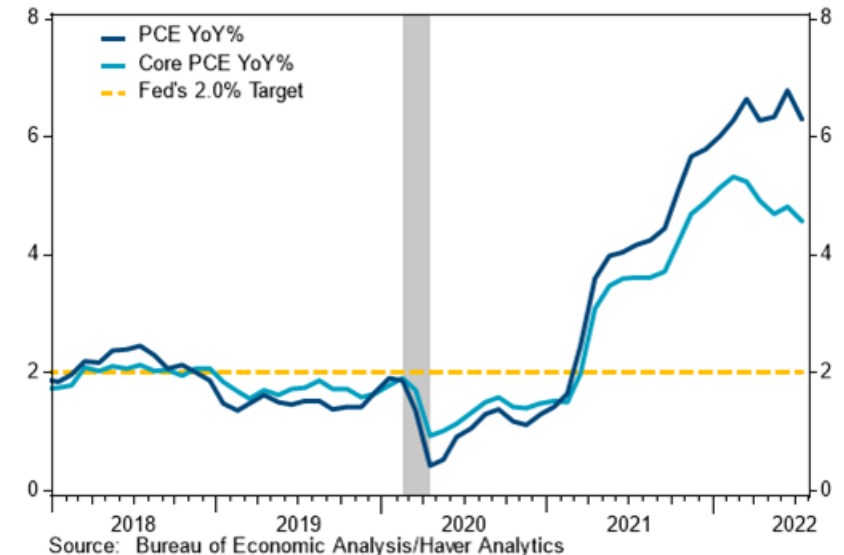
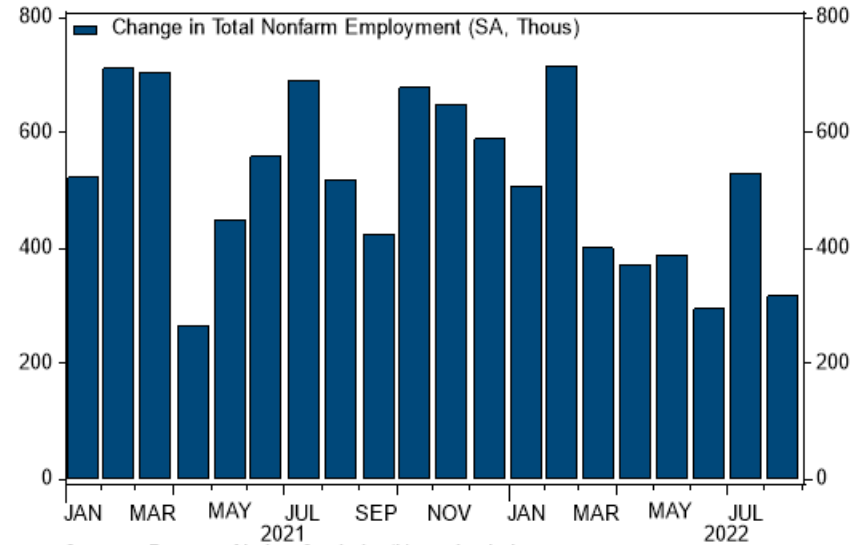
Whatever It Takes...

Taming inflation remains the primary goal of the Federal Reserve and Chair Powell made it very clear at the Jackson Hole symposium this month that the FOMC is committed to price stability. They are going to continue to hike rates and do whatever it takes to tame inflation. He is suggesting that a further reduction in growth and a softening in the labor market are necessary conditions to rein in price pressures and that it is a lesser evil than failing to reinstate stable prices.

The strong August employment report reinforced the FOMC's assessment of a still-solid labor market, while moving towards the intended "softening" conditions necessary to rein in inflation. The deciding factor will have to be the August inflation reports to be released one week ahead of the September FOMC meeting.

In August, the inflation PCE did unexpectedly fall – the first decline since April 2020 thanks in large part to a decline in energy prices. Lower gas prices have helped boost consumer sentiment, and at least some consumers remain eager to spend the extra cash. However, with income growth still below the level of inflation's grip and consumers increasingly leaning on credit, inflation is going to make it difficult for consumers to maintain even these reduced levels of spending while heading further into the holiday shopping season.

Personal income is rising but so is spending both of which take inflation higher. The net result is that real income is struggling to keep pace. Real income has now fallen for the fifth straight month.



Continuing Supply Chain Blues

Fortunately, geo-politics played a lesser role in the month's market view even with a controversial stop in Taiwan by Nancy Pelosi. China may have larger problems than Ms. Pelosi because of the challenges to its own economy which has slowed.

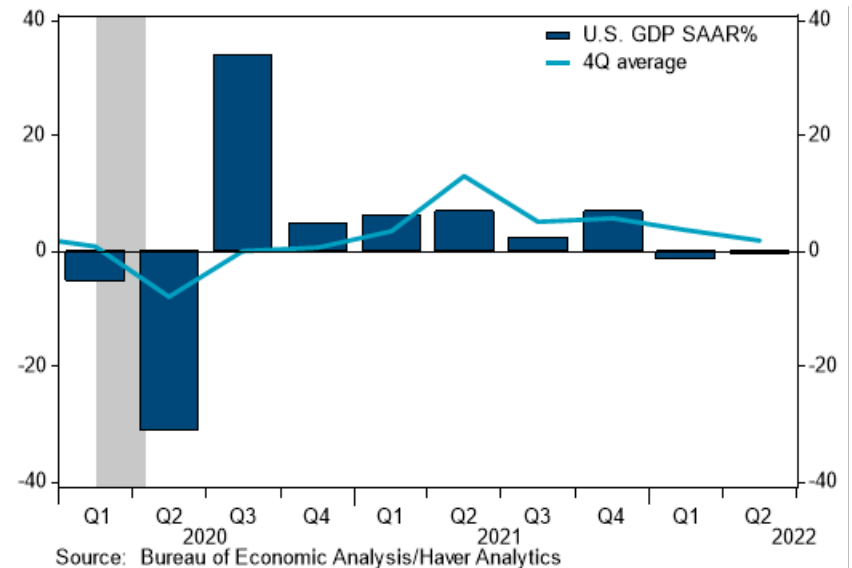
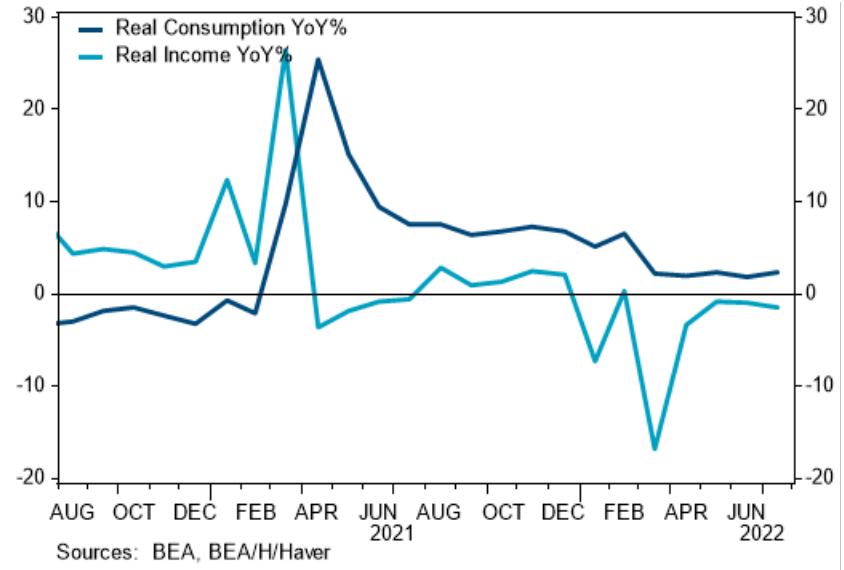
China's Sichuan province, a key manufacturing hub for EV batteries and solar panels, has announced sizable power cuts among other provinces, affecting a myriad of global manufacturers. Reports indicate the region is broadly facing the worst drought conditions since the 1960s. This will surely impact the supply chain tangles which were beginning to open up.

These drought conditions are global. U.S. agricultural forecasters note that U.S. farmers could face severe crop shortages including a 40% reduction in the cotton crop. In addition, reports indicate a plethora of farmland acreage has been left unused this season due to drought, rising input costs and fertilizer costs.

These longer-term impacts will lengthen the inflation woes and the supply chain delays. Besides raising short term rates, the Fed is continuing its plan towards accelerating quantitative tightening (QT) to further drain pandemic-era stimulus from the financial system and increase lending rates for longer term assets all to weaken inflation.

In the US, high supply costs, declining real income growth, and a limited access to labor, particularly skilled labor, are undermining the U.S. housing market. While demand is still positive and supply still limited, keeping prices elevated, momentum in housing and construction activity is clearly slowing.

This sluggish economy framed in elevated prices has produced back-to-back quarters of declining GDP growth. Growth however is not as negative as expected however so a true recession may not be in the cards and a *soft* landing could be a possibility.



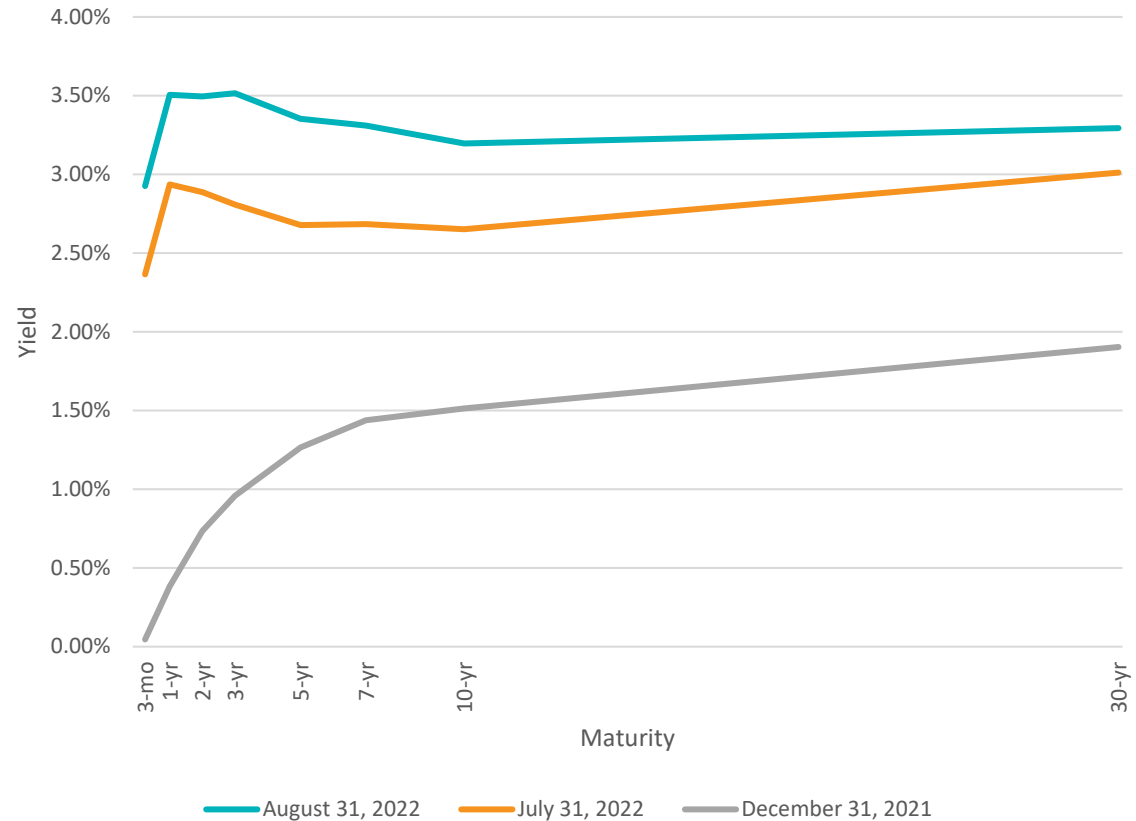
Expectations Drive Rates

The Fed continues to communicate the intent to tame inflation at any cost. The market is 62% convinced at month end that another 75bps hike will be the result if the September FOMC meeting.

The Fed fully concedes that higher rates and a long-term QT will slow growth but is willing to take these actions to tame inflation.

Two quarters of declining GDP is assumed to represent a recession. The goldilocks situation of slowing growth amid high inflation doesn't bode well for a quick solution in 2022.

U.S. Treasury Yield Curve



Collin County Community College District
 Quarterly Investment Report
 June 1, 2022 – August 31, 2022

Portfolio Summary Management Report


This quarterly report is prepared in compliance with the Investment Policy and Strategy of the District and the Public Funds Investment Act (Chapter 2256., Texas Government Code).

<u>Portfolio as of 05/31/22:</u>		<u>Portfolio as of 08/31/22:</u>	
Beginning Book Value	\$ 461,034,398	Ending Book Value	\$ 402,326,086
Beginning Market Value	\$ 459,513,684	Ending Market Value	\$ 399,714,700
		Investment Income for the period	\$ 1,833,294
		Unrealized Gain/Loss	\$ (2,611,386)
WAM at Beginning Period Date ¹	90 days	WAM at Ending Period Date ¹	170 days
<i>(Decrease in market value is due to seasonal cash outflows)</i>		Change in Market Value ²	\$ (59,798,984)
Average Yield to Maturity for period		1.716%	
Average Yield 3 Month Treasury Bill for period		2.200%	

Melissa Irby, Chief Financial Officer
 Collin County Community College District

Julie Bradley, Associate V.P. - Controller
 Collin County Community College District

Barbara Johnston, Associate V.P.
 Collin County Community College District



Linda T. Patterson, President
 Patterson & Associates

¹ WAM – weighted average maturity

² “Change in Market Value” is required data, but will primarily reflect the receipt and expenditure of the District’s funds from quarter to quarter. *Patterson & Associates* has assisted in the preparation of this consolidated investment report, with additional input provided by CCCCDC.

Your Portfolio

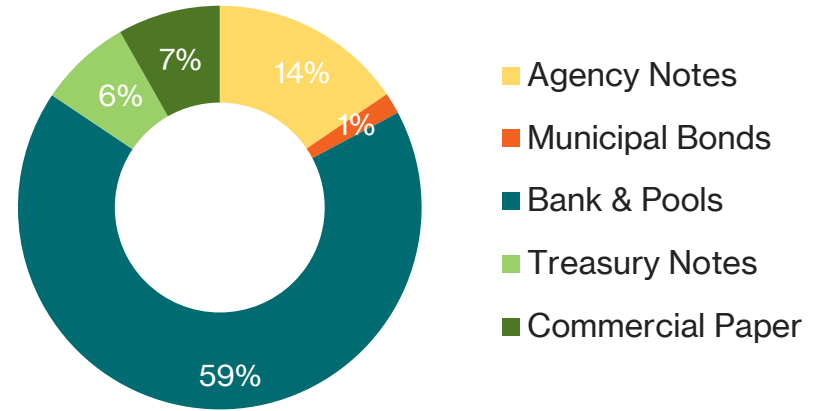
As of August 31, 2022

Your Portfolio Statistics

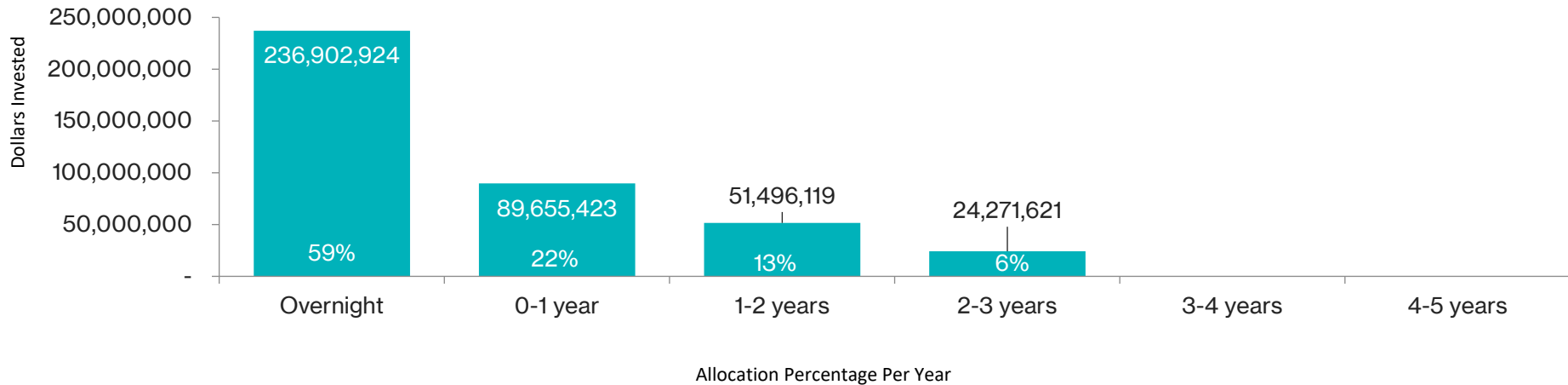
Weighted Average Maturity 0.47 years

Weighted Average Yield (All Funds) 2.31%

Your Asset Allocation



Your Maturity Distribution



**Collin Co Comm College Dist.
Portfolio Management
Portfolio Summary
August 31, 2022**

Patterson & Associates
901 S. MoPac
Suite 195
Austin, TX 78746
-

Investments	Par Value	Market Value	Book Value	% of Portfolio	Term	Days to Maturity	YTM 365 Equiv.
Commercial Paper Disc. -Amortizing	80,000,000.00	78,543,000.00	78,655,966.64	19.55	226	178	3.527
Federal Agency Coupon Securities	55,000,000.00	52,474,404.60	54,682,389.87	13.59	1,048	692	1.282
Treasury Coupon Securities	27,000,000.00	25,803,912.00	26,068,571.05	6.48	709	613	2.784
Municipal Bonds	6,000,000.00	5,990,460.00	6,016,235.09	1.50	851	83	0.966
TexStar	39,760,882.82	39,760,882.82	39,760,882.82	9.88	1	1	1.947
Texpool	191,601,853.31	191,601,853.31	191,601,853.31	47.62	1	1	2.163
JPMorgan Chase	385,537.16	385,537.16	385,537.16	0.10	1	1	0.000
Texas Range	5,154,650.39	5,154,650.39	5,154,650.39	1.28	1	1	2.110
	404,902,923.68	399,714,700.28	402,326,086.33	100.00%	246	170	2.308

Cash and Accrued Interest						
Accrued Interest at Purchase		26,687.57	26,687.57			
Subtotal		26,687.57	26,687.57			
Total Cash and Investments	404,902,923.68	399,741,387.85	402,352,773.90		246	170

Total Earnings	August 31 Month Ending	Fiscal Year To Date	Fiscal Year Ending
Current Year	818,130.52	2,550,796.08	2,550,796.08

..

**Collin Co Comm College Dist.
Summary by Type
August 31, 2022
Grouped by Fund**

Patterson & Associates
901 S. MoPac
Suite 195
Austin, TX 78746
-

Security Type	Number of Investments	Par Value	Book Value	% of Portfolio	Average YTM 365	Average Days to Maturity
Fund: Building						
Federal Agency Coupon Securities	4	25,000,000.00	25,000,000.00	6.21	0.540	692
Municipal Bonds	1	3,000,000.00	3,000,000.00	0.75	0.429	30
Treasury Coupon Securities	1	5,000,000.00	4,882,776.41	1.21	2.467	730
Texpool	1	54,640,961.06	54,640,961.06	13.58	2.163	1
TexStar	1	28,390,558.38	28,390,558.38	7.06	1.947	1
Subtotal	8	116,031,519.44	115,914,295.85	28.81	1.728	181
Fund: 2020 Bond Series						
Texpool	1	36,850,587.70	36,850,587.70	9.16	2.163	1
Subtotal	1	36,850,587.70	36,850,587.70	9.16	2.163	1
Fund: Debt Service						
Texas Range	1	20.60	20.60	0.00	2.110	1
Texpool	1	10,409,124.36	10,409,124.36	2.59	2.163	1
Subtotal	2	10,409,144.96	10,409,144.96	2.59	2.163	1
Fund: Operating						
Municipal Bonds	1	3,000,000.00	3,016,235.09	0.75	1.500	136
Federal Agency Coupon Securities	6	30,000,000.00	29,682,389.87	7.38	1.908	693
JPMorgan Chase	1	385,537.16	385,537.16	0.10	0.000	1
Commercial Paper Disc. -Amortizing	4	40,000,000.00	39,327,983.32	9.78	3.527	178
Treasury Coupon Securities	3	17,000,000.00	16,202,573.33	4.03	2.774	664
Texas Range	1	5,154,629.79	5,154,629.79	1.28	2.110	1
Texpool	1	43,650,700.78	43,650,700.78	10.85	2.163	1
TexStar	1	11,370,324.44	11,370,324.44	2.83	1.947	1
Subtotal	18	150,561,192.17	148,790,373.78	37.00	2.502	261
Fund: Stabilization						

Collin Co Comm College Dist.
 Summary by Type
 August 31, 2022
 Grouped by Fund

Security Type	Number of Investments	Par Value	Book Value	% of Portfolio	Average YTM 365	Average Days to Maturity
Fund: Stabilization						
Commercial Paper Disc. -Amortizing	4	40,000,000.00	39,327,983.32	9.78	3.527	178
Treasury Coupon Securities	1	5,000,000.00	4,983,221.31	1.24	3.126	333
Texpool	1	46,050,479.41	46,050,479.41	11.45	2.163	1
Subtotal	6	91,050,479.41	90,361,684.04	22.47	2.810	96
Total and Average	35	404,902,923.68	402,326,086.33	100.00	2.308	170



**Collin Co Comm College Dist.
Fund BLDG - Building
Investments by Fund
August 31, 2022**

Patterson & Associates
901 S. MoPac
Suite 195
Austin, TX 78746
-

CUSIP	Investment #	Issuer	Purchase Date	Book Value	Par Value	Market Value	Current Rate	YTM 360	YTM 365	Maturity Date	Days To Maturity
Federal Agency Coupon Securities											
3130ALJ70	10172	FHLB Call Note	03/12/2021	5,000,000.00	5,000,000.00	4,749,301.95	0.400	0.394	0.400	03/12/2024	558
3130AMT85	10175	FHLB Call Note	06/28/2021	10,000,000.00	10,000,000.00	9,411,095.20	0.400	0.394	0.400	06/28/2024	666
3130ANNS5	10176	FHLB Call Note	08/30/2021	5,000,000.00	5,000,000.00	4,691,052.95	0.500	0.493	0.500	08/28/2024	727
3130AQCM3	10178	FHLB Call Note	12/20/2021	5,000,000.00	5,000,000.00	4,697,526.35	1.000	0.986	1.000	12/20/2024	841
Subtotal and Average				25,000,000.00	25,000,000.00	23,548,976.45		0.533	0.540		691
Treasury Coupon Securities											
912828YE4	10179	T Note	04/18/2022	4,882,776.41	5,000,000.00	4,790,430.00	1.250	2.432	2.466	08/31/2024	730
Subtotal and Average				4,882,776.41	5,000,000.00	4,790,430.00		2.433	2.467		730
Municipal Bonds											
419792ZH2	10170	State of Hawaii	10/29/2020	3,000,000.00	3,000,000.00	2,993,910.00	0.429	0.422	0.428	10/01/2022	30
Subtotal and Average				3,000,000.00	3,000,000.00	2,993,910.00		0.423	0.429		30
TexStar											
2450	10007	TexStar	02/01/2016	28,390,558.38	28,390,558.38	28,390,558.38	1.947	1.920	1.946		1
Subtotal and Average				28,390,558.38	28,390,558.38	28,390,558.38		1.920	1.947		1
Texpool											
700001	10009	Texpool	02/01/2016	54,640,961.06	54,640,961.06	54,640,961.06	2.163	2.133	2.162		1
Subtotal and Average				54,640,961.06	54,640,961.06	54,640,961.06		2.133	2.163		1
Total Investments and Average				115,914,295.85	116,031,519.44	114,364,835.89		1.704	1.728		181

**Fund BOND20 - 2020 Bond Series
Investments by Fund
August 31, 2022**

CUSIP	Investment #	Issuer	Purchase Date	Book Value	Par Value	Market Value	Current Rate	YTM 360	YTM 365	Maturity Days To Date Maturity
Texpool										
700006A	10164	Texpool	04/29/2020	36,850,587.70	36,850,587.70	36,850,587.70	2.163	2.133	2.162	1
Subtotal and Average				36,850,587.70	36,850,587.70	36,850,587.70		2.133	2.163	1
Total Investments and Average				36,850,587.70	36,850,587.70	36,850,587.70		2.133	2.163	1

**Fund DS - Debt Service
Investments by Fund
August 31, 2022**

CUSIP	Investment #	Issuer	Purchase Date	Book Value	Par Value	Market Value	Current Rate	YTM 360	YTM 365	Maturity Days To Date Maturity
Texpool										
700004	10010	Texpool	02/01/2016	10,409,124.36	10,409,124.36	10,409,124.36	2.163	2.133	2.162	1
Subtotal and Average				10,409,124.36	10,409,124.36	10,409,124.36		2.133	2.163	1
Texas Range										
1291-01	10141	TexasDAILY	02/04/2019	20.60	20.60	20.60	2.110	2.081	2.110	1
Subtotal and Average				20.60	20.60	20.60		2.081	2.110	1
Total Investments and Average				10,409,144.96	10,409,144.96	10,409,144.96		2.133	2.163	1

**Fund OPER - Operating
Investments by Fund
August 31, 2022**

CUSIP	Investment #	Issuer	Purchase Date	Book Value	Par Value	Market Value	Current Rate	YTM 360	YTM 365	Maturity Date	Days To Maturity
Commercial Paper Disc. -Amortizing											
22533UPH0	10186	Credit Agricole CP	07/15/2022	9,845,083.33	10,000,000.00	9,834,580.00		3.427	3.475	02/17/2023	169
63873KOD2	10188	Natixis NY CP	07/15/2022	9,819,330.55	10,000,000.00	9,799,800.00		3.501	3.549	03/13/2023	193
78009BR61	10190	Royal Bank of Canada CP	07/15/2022	9,781,191.67	10,000,000.00	9,764,250.00		3.777	3.829	04/06/2023	217
80285QND8	10184	Santander UK CP	07/15/2022	9,882,377.77	10,000,000.00	9,872,870.00	3.160	3.211	3.255	01/13/2023	134
Subtotal and Average				39,327,983.32	40,000,000.00	39,271,500.00		3.479	3.527		178
Federal Agency Coupon Securities											
31422XMV1	10177	FRMAC Call Note	10/04/2021	5,000,000.00	5,000,000.00	4,680,331.20	0.500	0.493	0.500	10/04/2024	764
3133ENYX2	10193	FFCB Note	07/25/2022	4,999,763.20	5,000,000.00	4,977,519.45	3.250	3.207	3.251	06/17/2024	655
3133EL5J9	10167	FFCB Call Note	09/16/2020	5,000,000.00	5,000,000.00	4,841,318.10	0.300	0.305	0.310	09/01/2023	365
3133EL6U3	10169	FFCB Call Note	09/16/2020	5,000,000.00	5,000,000.00	4,821,953.60	0.280	0.309	0.313	09/14/2023	378
3134GXZT4	10183	FHLMC Call Note	07/14/2022	5,000,000.00	5,000,000.00	4,971,944.50	4.000	3.945	4.000	07/14/2025	1,047
3135G03U5	10194	FNMA Note	08/05/2022	4,682,626.67	5,000,000.00	4,632,361.30	0.625	3.107	3.150	04/22/2025	964
Subtotal and Average				29,682,389.87	30,000,000.00	28,925,428.15		1.882	1.908		692
Treasury Coupon Securities											
91282CAW1	10180	T Note	05/16/2022	5,846,629.79	6,000,000.00	5,777,112.00	0.250	2.394	2.428	11/15/2023	440
91282CCC3	10181	T Note	05/16/2022	5,766,949.70	6,000,000.00	5,683,830.00	0.250	2.571	2.607	05/15/2024	622
912828ZT0	10182	T Note	06/15/2022	4,588,993.84	5,000,000.00	4,580,860.00	0.250	3.376	3.423	05/31/2025	1,003
Subtotal and Average				16,202,573.33	17,000,000.00	16,041,802.00		2.736	2.774		664
Municipal Bonds											
20772KAE9	10163	State of Connecticut	04/20/2020	3,016,235.09	3,000,000.00	2,996,550.00	2.990	1.479	1.500	01/15/2023	136
Subtotal and Average				3,016,235.09	3,000,000.00	2,996,550.00		1.480	1.500		136
TexStar											
5450	10008	TexStar	02/01/2016	11,370,324.44	11,370,324.44	11,370,324.44	1.947	1.920	1.946		1
Subtotal and Average				11,370,324.44	11,370,324.44	11,370,324.44		1.920	1.947		1
Texpool											
700003	10011	Texpool	02/01/2016	43,650,700.78	43,650,700.78	43,650,700.78	2.163	2.133	2.162		1
Subtotal and Average				43,650,700.78	43,650,700.78	43,650,700.78		2.133	2.163		1

**Fund OPER - Operating
Investments by Fund
August 31, 2022**

CUSIP	Investment #	Issuer	Purchase Date	Book Value	Par Value	Market Value	Current Rate	YTM 360	YTM 365	Maturity Days To Date Maturity
JPMorgan Chase										
7828	10012	JPMorgan Chase Commercial Chkg	02/01/2016	385,537.16	385,537.16	385,537.16				1
Subtotal and Average				385,537.16	385,537.16	385,537.16		0.000	0.000	1
Texas Range										
1291-00	10142	TexasDAILY	02/06/2019	5,154,629.79	5,154,629.79	5,154,629.79	2.110	2.081	2.110	1
Subtotal and Average				5,154,629.79	5,154,629.79	5,154,629.79		2.081	2.110	1
Total Investments and Average				148,790,373.78	150,561,192.17	147,796,472.32		2.467	2.502	260

**Fund STABL - Stabilization
Investments by Fund
August 31, 2022**

CUSIP	Investment #	Issuer	Purchase Date	Book Value	Par Value	Market Value	Current Rate	YTM 360	YTM 365	Maturity Date	Days To Maturity
Commercial Paper Disc. -Amortizing											
22533UPH0	10187	Credit Agricole CP	07/15/2022	9,845,083.33	10,000,000.00	9,834,580.00	3.300	3.427	3.475	02/17/2023	169
63873KOD2	10189	Natixis NY CP	07/15/2022	9,819,330.55	10,000,000.00	9,799,800.00	3.370	3.501	3.549	03/13/2023	193
78009BR61	10191	Royal Bank of Canada CP	07/15/2022	9,781,191.67	10,000,000.00	9,764,250.00	3.630	3.777	3.829	04/06/2023	217
80285QND8	10185	Santander UK CP	07/15/2022	9,882,377.77	10,000,000.00	9,872,870.00	3.160	3.211	3.255	01/13/2023	134
Subtotal and Average				39,327,983.32	40,000,000.00	39,271,500.00		3.479	3.527		178
Treasury Coupon Securities											
912828Y61	10192	T Note	07/20/2022	4,983,221.31	5,000,000.00	4,971,680.00	2.750	3.083	3.125	07/31/2023	333
Subtotal and Average				4,983,221.31	5,000,000.00	4,971,680.00		3.083	3.126		333
Texpool											
700005	10050	Texpool	01/24/2018	46,050,479.41	46,050,479.41	46,050,479.41	2.163	2.133	2.162		1
Subtotal and Average				46,050,479.41	46,050,479.41	46,050,479.41		2.133	2.163		1
Total Investments and Average				90,361,684.04	91,050,479.41	90,293,659.41		2.771	2.810		96

**Collin Co Comm College Dist.
Cash Reconciliation Report
For the Period June 1, 2022 - August 31, 2022
Grouped by Fund**

Patterson & Associates
901 S. MoPac
Suite 195
Austin, TX 78746
-

Trans. Date	Investment #	Fund	Trans. Type	Security ID	Par Value	Security Description	Maturity Date	Purchases	Interest	Redemptions	Cash
Building											
06/20/2022	10178	BLDG	Interest	3130AQCM3	5,000,000.00	FHLBC 5.0M 1.00% Mat. 12/20/2024	12/20/2024	0.00	25,000.00	0.00	25,000.00
06/28/2022	10175	BLDG	Interest	3130AMT85	10,000,000.00	FHLBC 10.0M 0.40% Mat.	06/28/2024	0.00	20,000.00	0.00	20,000.00
08/28/2022	10176	BLDG	Interest	3130ANNS5	5,000,000.00	FHLBC 5.0M 0.50% Mat. 08/28/2024	08/28/2024	0.00	12,500.00	0.00	12,500.00
08/31/2022	10179	BLDG	Interest	912828YE4	5,000,000.00	TNOTE 5.0M 1.25% Mat. 08/31/2024	08/31/2024	0.00	31,250.00	0.00	31,250.00
Subtotal								0.00	88,750.00	0.00	88,750.00
Operating											
06/15/2022	10182	OPER	Purchase	912828ZT0	5,000,000.00	TNOTE 5.0M 0.25% Mat. 05/31/2025	05/31/2025	-4,557,031.25	-512.30	0.00	-4,557,543.55
07/14/2022	10183	OPER	Purchase	3134GXZT4	5,000,000.00	FHLMCC 5.0M 4.00% Mat.	07/14/2025	-5,000,000.00	0.00	0.00	-5,000,000.00
07/15/2022	10163	OPER	Interest	20772KAE9	3,000,000.00	CONNST 3.0M 2.99% Mat.	01/15/2023	0.00	44,850.00	0.00	44,850.00
07/15/2022	10184	OPER	Purchase	80285QND8	10,000,000.00	SANTAN 10.0M 3.16% Mat.	01/13/2023	-9,840,244.44	0.00	0.00	-9,840,244.44
07/15/2022	10186	OPER	Purchase	22533UPH0	10,000,000.00	CRETAG 10.0M 0.00% Mat.	02/17/2023	-9,801,083.33	0.00	0.00	-9,801,083.33
07/15/2022	10188	OPER	Purchase	63873KQD2	10,000,000.00	NATICP 10.0M 0.00% Mat.	03/13/2023	-9,774,397.22	0.00	0.00	-9,774,397.22
07/15/2022	10190	OPER	Purchase	78009BR61	10,000,000.00	RBCCP 10.0M 0.00% Mat.	04/06/2023	-9,732,791.67	0.00	0.00	-9,732,791.67
07/25/2022	10193	OPER	Purchase	3133ENYX2	5,000,000.00	FFCB 5.0M 3.25% Mat. 06/17/2024	06/17/2024	-4,999,750.00	-17,152.78	0.00	-5,016,902.78
08/05/2022	10194	OPER	Purchase	3135G03U5	5,000,000.00	FNMA 5.0M 0.63% Mat. 04/22/2025	04/22/2025	-4,673,949.80	-8,940.97	0.00	-4,682,890.77
08/15/2022	10162	OPER	Interest	20772J3G5	5,865,000.00	CONNST 5.9M 2.02% Mat.	08/15/2022	0.00	59,236.50	0.00	59,236.50
08/15/2022	10162	OPER	Maturity	20772J3G5	5,865,000.00	CONNST 5.9M 2.02% Mat.	08/15/2022	0.00	0.00	5,865,000.00	5,865,000.00
Subtotal								-58,379,247.71	77,480.45	5,865,000.00	-52,436,767.26
Stabilization											
07/15/2022	10185	STABL	Purchase	80285QND8	10,000,000.00	SANTAN 10.0M 3.16% Mat.	01/13/2023	-9,840,244.44	0.00	0.00	-9,840,244.44
07/15/2022	10187	STABL	Purchase	22533UPH0	10,000,000.00	CRETAG 10.0M 3.30% Mat.	02/17/2023	-9,801,083.33	0.00	0.00	-9,801,083.33
07/15/2022	10189	STABL	Purchase	63873KQD2	10,000,000.00	NATICP 10.0M 3.37% Mat.	03/13/2023	-9,774,397.22	0.00	0.00	-9,774,397.22
07/15/2022	10191	STABL	Purchase	78009BR61	10,000,000.00	RBCCP 10.0M 3.63% Mat.	04/06/2023	-9,732,791.67	0.00	0.00	-9,732,791.67
07/20/2022	10192	STABL	Purchase	912828Y61	5,000,000.00	TNOTE 5.0M 2.75% Mat. 07/31/2023	07/31/2023	-4,981,054.69	-64,571.82	0.00	-5,045,626.51
08/01/2022	10192	STABL	Interest	912828Y61	5,000,000.00	TNOTE 5.0M 2.75% Mat. 07/31/2023	07/31/2023	0.00	68,750.00	0.00	68,750.00
Subtotal								-44,129,571.35	4,178.18	0.00	-44,125,393.17
Total								-102,508,819.06	170,408.63	5,865,000.00	-96,473,410.43

**Collin Co Comm College Dist.
Purchases Report
Sorted by Fund - Fund
June 1, 2022 - August 31, 2022**

Patterson & Associates
901 S. MoPac
Suite 195
Austin, TX 78746
-

CUSIP	Investment #	Fund	Sec. Type	Issuer	Original Par Value	Purchase Date	Payment Periods	Principal Purchased	Accrued Interest at Purchase	Rate at Purchase	Maturity Date	YTM	Ending Book Value
Operating													
912828ZT0	10182	OPER	TRC	TNOTE	5,000,000.00	06/15/2022	11/30 - 05/31	4,557,031.25	512.30	0.250	05/31/2025	3.424	4,588,993.84
3134GXZT4	10183	OPER	FAC	FHLMCC	5,000,000.00	07/14/2022	01/14 - 07/14	5,000,000.00		4.000	07/14/2025	4.000	5,000,000.00
22533UPH0	10186	OPER	ACP	CREDAG	10,000,000.00	07/15/2022	02/17 - At Maturity	9,801,083.33			02/17/2023	3.428	9,845,083.33
63873KQD2	10188	OPER	ACP	NATICP	10,000,000.00	07/15/2022	03/13 - At Maturity	9,774,397.22			03/13/2023	3.501	9,819,330.55
78009BR61	10190	OPER	ACP	RBCCP	10,000,000.00	07/15/2022	04/06 - At Maturity	9,732,791.67			04/06/2023	3.777	9,781,191.67
80285QND8	10184	OPER	ACP	SANTAN	10,000,000.00	07/15/2022	01/13 - At Maturity	9,840,244.44		3.160	01/13/2023	3.211	9,882,377.77
3133ENYX2	10193	OPER	FAC	FFCB	5,000,000.00	07/25/2022	12/17 - 06/17	4,999,750.00	17,152.78	3.250	06/17/2024	3.252	4,999,763.20
3135G03U5	10194	OPER	FAC	FNMA	5,000,000.00	08/05/2022	10/22 - 04/22	4,673,949.80	8,940.97	0.625	04/22/2025	3.151	4,682,626.67
				Subtotal	60,000,000.00			58,379,247.71	26,606.05				58,599,367.03
Stabilization													
22533UPH0	10187	STABL	ACP	CREDAG	10,000,000.00	07/15/2022	02/17 - At Maturity	9,801,083.33		3.300	02/17/2023	3.428	9,845,083.33
63873KQD2	10189	STABL	ACP	NATICP	10,000,000.00	07/15/2022	03/13 - At Maturity	9,774,397.22		3.370	03/13/2023	3.501	9,819,330.55
78009BR61	10191	STABL	ACP	RBCCP	10,000,000.00	07/15/2022	04/06 - At Maturity	9,732,791.67		3.630	04/06/2023	3.777	9,781,191.67
80285QND8	10185	STABL	ACP	SANTAN	10,000,000.00	07/15/2022	01/13 - At Maturity	9,840,244.44		3.160	01/13/2023	3.211	9,882,377.77
912828Y61	10192	STABL	TRC	TNOTE	5,000,000.00	07/20/2022	07/31 - 01/31	4,981,054.69	Received	2.750	07/31/2023	3.126	4,983,221.31
				Subtotal	45,000,000.00			44,129,571.35	0.00				44,311,204.63
				Total Purchases	105,000,000.00			102,508,819.06	26,606.05				102,910,571.66

Received = Accrued Interest at Purchase was received by report ending date.



Collin Co Comm College Dist.
Maturity Report
Sorted by Maturity Date
Receipts during June 1, 2022 - August 31, 2022

Patterson & Associates
901 S. MoPac
Suite 195
Austin, TX 78746
-

CUSIP	Investment #	Fund	Sec. Type	Issuer	Par Value	Maturity Date	Purchase Date	Rate at Maturity	Book Value at Maturity	Interest	Maturity Proceeds	Net Income
20772J3G5	10162	OPER	MC1	CONNST	5,865,000.00	08/15/2022	04/20/2020	2.020	5,865,000.00	59,236.50	5,924,236.50	59,236.50
Total Maturities					5,865,000.00				5,865,000.00	59,236.50	5,924,236.50	59,236.50

Collin Co Comm College Dist.
Interest Earnings
Sorted by Fund - Fund
June 1, 2022 - August 31, 2022
Yield on Average Book Value

Patterson & Associates
 901 S. MoPac
 Suite 195
 Austin, TX 78746
 -

CUSIP	Investment #	Fund	Security Type	Ending Par Value	Beginning Book Value	Average Book Value	Maturity Date	Current Rate	Annualized Yield	Adjusted Interest Earnings		
										Interest Earned	Amortization/ Accretion	Adjusted Interest Earnings
Fund: Building												
912828YE4	10179	BLDG	TRC	5,000,000.00	4,868,003.03	4,875,470.01	08/31/2024	1.250	2.474	15,627.81	14,773.38	30,401.19
2450	10007	BLDG	RRP	28,390,558.38	28,287,104.92	28,315,745.15		1.947	1.450	103,453.46	0.00	103,453.46
700001	10009	BLDG	RR2	54,640,961.06	54,819,203.93	54,873,085.24		2.163	1.568	216,852.05	0.00	216,852.05
3130ANNS5	10176	BLDG	FAC	5,000,000.00	5,000,000.00	5,000,000.00	08/28/2024	0.500	0.496	6,250.00	0.00	6,250.00
3130AMT85	10175	BLDG	FAC	10,000,000.00	10,000,000.00	10,000,000.00	06/28/2024	0.400	0.397	10,000.00	0.00	10,000.00
3130ALJ70	10172	BLDG	FAC	5,000,000.00	5,000,000.00	5,000,000.00	03/12/2024	0.400	0.397	5,000.00	0.00	5,000.00
3130AQCM3	10178	BLDG	FAC	5,000,000.00	5,000,000.00	5,000,000.00	12/20/2024	1.000	0.992	12,500.00	0.00	12,500.00
419792ZH2	10170	BLDG	MC1	3,000,000.00	3,000,000.00	3,000,000.00	10/01/2022	0.429	0.426	3,217.50	0.00	3,217.50
			Subtotal	116,031,519.44	115,974,311.88	116,064,300.40			1.325	372,900.82	14,773.38	387,674.20
Fund: 2020 Bond Series												
700006A	10164	BOND20	RR2	36,850,587.70	42,480,684.57	40,954,521.49		2.163	1.546	159,573.70	0.00	159,573.70
			Subtotal	36,850,587.70	42,480,684.57	40,954,521.49			1.546	159,573.70	0.00	159,573.70
Fund: Debt Service												
700004	10010	DS	RR2	10,409,124.36	53,330,647.63	42,050,982.82		2.163	1.382	146,462.92	0.00	146,462.92
1291-01	10141	DS	RR5	20.60	20.51	20.54		2.110	1.739	0.09	0.00	0.09
			Subtotal	10,409,144.96	53,330,668.14	42,051,003.35			1.382	146,463.01	0.00	146,463.01
Fund: Operating												
3135G03U5	10194	OPER	FAC	5,000,000.00	0.00	1,373,070.21	04/22/2025	0.625	3.159	2,256.95	8,676.87	10,933.82
3133ENYX2	10193	OPER	FAC	5,000,000.00	0.00	2,065,116.95	06/17/2024	3.250	3.124	16,250.00	13.20	16,263.20
912828ZT0	10182	OPER	TRC	5,000,000.00	0.00	3,877,293.04	05/31/2025	0.250	3.543	2,663.93	31,962.59	34,626.52
91282CAW1	10180	OPER	TRC	6,000,000.00	5,814,561.48	5,830,769.92	11/15/2023	0.250	2.437	3,750.00	32,068.31	35,818.31
91282CCC3	10181	OPER	TRC	6,000,000.00	5,732,479.24	5,749,901.81	05/15/2024	0.250	2.637	3,750.00	34,470.46	38,220.46
5450	10008	OPER	RRP	11,370,324.44	11,328,891.69	11,340,362.01		1.947	1.450	41,432.75	0.00	41,432.75
700003	10011	OPER	RR2	43,650,700.78	132,124,325.55	65,326,330.87		2.163	1.515	249,427.10	0.00	249,427.10
7828	10012	OPER	RR3	385,537.16	79,724.91	149,347.14				0.00	0.00	0.00
3134GXZT4	10183	OPER	FAC	5,000,000.00	0.00	2,663,043.48	07/14/2025	4.000	3.890	26,111.11	0.00	26,111.11

Collin Co Comm College Dist.
Interest Earnings
June 1, 2022 - August 31, 2022

CUSIP	Investment #	Fund	Security Type	Ending Par Value	Beginning Book Value	Average Book Value	Maturity Date	Current Rate	Annualized Yield	Adjusted Interest Earnings		
										Interest Earned	Amortization/ Accretion	Adjusted Interest Earnings
Fund: Operating												
31422XMV1	10177	OPER	FAC	5,000,000.00	5,000,000.00	5,000,000.00	10/04/2024	0.500	0.496	6,250.00	0.00	6,250.00
3133EL5J9	10167	OPER	FAC	5,000,000.00	5,000,000.00	5,000,000.00	09/01/2023	0.300	0.298	3,750.00	0.00	3,750.00
3133EL6U3	10169	OPER	FAC	5,000,000.00	5,000,000.00	5,000,000.00	09/14/2023	0.280	0.278	3,500.00	0.00	3,500.00
1291-00	10142	OPER	RR5	5,154,629.79	5,134,670.10	5,140,069.95		2.110	1.541	19,959.69	0.00	19,959.69
80285QND8	10184	OPER	ACP	10,000,000.00	0.00	5,145,260.87	01/13/2023	3.160	3.249	0.00	42,133.33	42,133.33
20772KAE9	10163	OPER	MC1	3,000,000.00	3,027,139.25	3,021,548.89	01/15/2023	2.990	1.513	22,425.00	-10,904.16	11,520.84
20772J3G5	10162	OPER	MC1	0.00	5,871,601.11	4,783,882.49	08/15/2022	2.020	1.472	24,352.78	-6,601.11	17,751.67
22533UPH0	10186	OPER	ACP	10,000,000.00	0.00	5,125,326.09	02/17/2023		3.406	0.00	44,000.00	44,000.00
63873KQD2	10188	OPER	ACP	10,000,000.00	0.00	5,111,651.45	03/13/2023		3.487	0.00	44,933.33	44,933.33
78009BR61	10190	OPER	ACP	10,000,000.00	0.00	5,090,867.39	04/06/2023		3.772	0.00	48,400.00	48,400.00
Subtotal				150,561,192.17	184,113,393.33	146,793,842.56			1.878	425,879.31	269,152.82	695,032.13
Fund: Stabilization												
912828Y61	10192	STABL	TRC	5,000,000.00	0.00	2,328,619.75	07/31/2023	2.750	3.118	16,134.70	2,166.62	18,301.32
700005	10050	STABL	RR2	46,050,479.41	65,135,339.81	63,384,942.22		2.163	1.545	246,782.79	0.00	246,782.79
80285QND8	10185	STABL	ACP	10,000,000.00	0.00	5,145,260.87	01/13/2023	3.160	3.249	0.00	42,133.33	42,133.33
22533UPH0	10187	STABL	ACP	10,000,000.00	0.00	5,125,326.09	02/17/2023	3.300	3.406	0.00	44,000.00	44,000.00
63873KQD2	10189	STABL	ACP	10,000,000.00	0.00	5,111,651.45	03/13/2023	3.370	3.487	0.00	44,933.33	44,933.33
78009BR61	10191	STABL	ACP	10,000,000.00	0.00	5,090,867.39	04/06/2023	3.630	3.772	0.00	48,400.00	48,400.00
Subtotal				91,050,479.41	65,135,339.81	86,186,667.77			2.046	262,917.49	181,633.28	444,550.77
Total				404,902,923.68	461,034,397.73	432,050,335.57			1.683	1,367,734.33	465,559.48	1,833,293.81

Collin Co Comm College Dist.
Amortization Schedule
June 1, 2022 - August 31, 2022
Sorted By Fund - Fund

Patterson & Associates
 901 S. MoPac
 Suite 195
 Austin, TX 78746
 -

Investment #	Maturity Date	Beginning Par Value				Amounts Amortized				
Issuer	Fund	Amort. Date	Current Rate	Purchase Principal	Original Premium or Discount	Ending Book Value	And Unamortized As of 06/01/2022	Amount Amortized This Period	Amt Amortized Through 08/31/2022	Amount Unamortized Through 08/31/2022
Building										
10179 T Note	BLDG	08/31/2024	5,000,000.00 1.250	4,860,937.50	-139,062.50	4,882,776.41	7,065.53 -131,996.97	14,773.38	21,838.91	-117,223.59
Subtotal				4,860,937.50	-139,062.50	4,882,776.41	7,065.53 -131,996.97	14,773.38	21,838.91	-117,223.59
Operating										
10162 State of Connecticut	OPER	08/15/2022	5,865,000.00 2.020	5,939,485.50	74,485.50	0.00	-67,884.39 6,601.11	-6,601.11	-74,485.50	0.00
10163 State of Connecticut	OPER	01/15/2023	3,000,000.00 2.990	3,119,340.00	119,340.00	3,016,235.09	-92,200.75 27,139.25	-10,904.16	-103,104.91	16,235.09
10186 Credit Agricole CP	OPER	02/17/2023	10,000,000.00	9,801,083.33	-198,916.67	9,845,083.33	0.00 -198,916.67	44,000.00	44,000.00	-154,916.67
10193 FFCB Note	OPER	06/17/2024	5,000,000.00 3.250	4,999,750.00	-250.00	4,999,763.20	0.00 -250.00	13.20	13.20	-236.80
10167 FFCB Call Note	OPER	09/01/2023 09/01/2021	5,000,000.00 0.300	4,998,500.00	-1,500.00	5,000,000.00	1,500.00 0.00	0.00	1,500.00	0.00
10169 FFCB Call Note	OPER	09/14/2023 09/14/2021	5,000,000.00 0.280	4,995,000.00	-5,000.00	5,000,000.00	5,000.00 0.00	0.00	5,000.00	0.00
10194 FNMA Note	OPER	04/22/2025	5,000,000.00 0.625	4,673,949.80	-326,050.20	4,682,626.67	0.00 -326,050.20	8,676.87	8,676.87	-317,373.33
10188 Natixis NY CP	OPER	03/13/2023	10,000,000.00	9,774,397.22	-225,602.78	9,819,330.55	0.00 -225,602.78	44,933.33	44,933.33	-180,669.45
10190 Royal Bank of Canada CP	OPER	04/06/2023	10,000,000.00	9,732,791.67	-267,208.33	9,781,191.67	0.00 -267,208.33	48,400.00	48,400.00	-218,808.33
10184 Santander UK CP	OPER	01/13/2023	10,000,000.00 3.160	9,840,244.44	-159,755.56	9,882,377.77	0.00 -159,755.56	42,133.33	42,133.33	-117,622.23
10180 T Note	OPER	11/15/2023	6,000,000.00 0.250	5,808,984.38	-191,015.62	5,846,629.79	5,577.10 -185,438.52	32,068.31	37,645.41	-153,370.21
10181 T Note	OPER	05/15/2024	6,000,000.00 0.250	5,726,484.38	-273,515.62	5,766,949.70	5,994.86 -267,520.76	34,470.46	40,465.32	-233,050.30
10182 T Note	OPER	05/31/2025	5,000,000.00 0.250	4,557,031.25	-442,968.75	4,588,993.84	0.00 -442,968.75	31,962.59	31,962.59	-411,006.16
Subtotal				83,967,041.97	-1,897,958.03	78,229,181.61	-142,013.18 -2,039,971.21	269,152.82	127,139.64	-1,770,818.39

**Collin Co Comm College Dist.
Amortization Schedule
June 1, 2022 - August 31, 2022**

Investment #	Maturity Date	Beginning Par Value				Amounts Amortized				
Issuer	Fund	Amort. Date	Current Rate	Purchase Principal	Original Premium or Discount	Ending Book Value	And Unamortized As of 06/01/2022	Amount Amortized This Period	Amt Amortized Through 08/31/2022	Amount Unamortized Through 08/31/2022
Stabilization										
10187	STABL	02/17/2023	10,000,000.00	9,801,083.33	-198,916.67	9,845,083.33	0.00	44,000.00	44,000.00	-154,916.67
Credit Agricole CP			3.300				-198,916.67			
10189	STABL	03/13/2023	10,000,000.00	9,774,397.22	-225,602.78	9,819,330.55	0.00	44,933.33	44,933.33	-180,669.45
Natixis NY CP			3.370				-225,602.78			
10191	STABL	04/06/2023	10,000,000.00	9,732,791.67	-267,208.33	9,781,191.67	0.00	48,400.00	48,400.00	-218,808.33
Royal Bank of Canada CP			3.630				-267,208.33			
10185	STABL	01/13/2023	10,000,000.00	9,840,244.44	-159,755.56	9,882,377.77	0.00	42,133.33	42,133.33	-117,622.23
Santander UK CP			3.160				-159,755.56			
10192	STABL	07/31/2023	5,000,000.00	4,981,054.69	-18,945.31	4,983,221.31	0.00	2,166.62	2,166.62	-16,778.69
T Note			2.750				-18,945.31			
			Subtotal	44,129,571.35	-870,428.65	44,311,204.63	0.00	181,633.28	181,633.28	-688,795.37
			Total	132,957,550.82	-2,907,449.18	127,423,162.65	-134,947.65	465,559.48	330,611.83	-2,576,837.35
							-3,042,396.83			

**Collin Co Comm College Dist.
Projected Cashflow Report
Sorted by Monthly
For the Period September 1, 2022 - March 31, 2023**

Patterson & Associates
901 S. MoPac
Suite 195
Austin, TX 78746
-

Projected Trans. Date	Investment #	Fund	Security ID	Transaction Type	Issuer	Par Value	Original Cost	Principal	Interest	Total
September 2022										
09/01/2022	10167	OPER	3133EL5J9	Interest	FFCB Call Note	0.00	0.00	0.00	7,500.00	7,500.00
09/12/2022	10172	BLDG	3130ALJ70	Interest	FHLB Call Note	0.00	0.00	0.00	10,000.00	10,000.00
09/12/2022	10172	BLDG	3130ALJ70	Call	FHLB Call Note	5,000,000.00	5,000,000.00	5,000,000.00	0.00	5,000,000.00
09/14/2022	10169	OPER	3133EL6U3	Interest	FFCB Call Note	0.00	0.00	0.00	7,000.00	7,000.00
09/28/2022	10175	BLDG	3130AMT85	Call	FHLB Call Note	10,000,000.00	10,000,000.00	10,000,000.00	0.00	10,000,000.00
Total for September 2022						15,000,000.00	15,000,000.00	15,000,000.00	24,500.00	15,024,500.00
October 2022										
10/01/2022	10170	BLDG	419792ZH2	Maturity	State of Hawaii	3,000,000.00	3,000,000.00	3,000,000.00	6,435.00	3,006,435.00
10/04/2022	10177	OPER	31422XMV1	Interest	FRMAC Call Note	0.00	0.00	0.00	12,500.00	12,500.00
10/04/2022	10177	OPER	31422XMV1	Call	FRMAC Call Note	5,000,000.00	5,000,000.00	5,000,000.00	0.00	5,000,000.00
10/22/2022	10194	OPER	3135G03U5	Interest	FNMA Note	0.00	0.00	0.00	15,625.00	15,625.00
Total for October 2022						8,000,000.00	8,000,000.00	8,000,000.00	34,560.00	8,034,560.00
November 2022										
11/15/2022	10180	OPER	91282CAW1	Interest	T Note	0.00	0.00	0.00	7,500.00	7,500.00
11/15/2022	10181	OPER	91282CCC3	Interest	T Note	0.00	0.00	0.00	7,500.00	7,500.00
11/28/2022	10176	BLDG	3130ANNS5	Call	FHLB Call Note	5,000,000.00	5,000,000.00	5,000,000.00	0.00	5,000,000.00
11/30/2022	10182	OPER	91282ZT0	Interest	T Note	0.00	0.00	0.00	6,250.00	6,250.00
Total for November 2022						5,000,000.00	5,000,000.00	5,000,000.00	21,250.00	5,021,250.00
December 2022										
12/17/2022	10193	OPER	3133ENYX2	Interest	FFCB Note	0.00	0.00	0.00	81,250.00	81,250.00
12/20/2022	10178	BLDG	3130AQCM3	Interest	FHLB Call Note	0.00	0.00	0.00	25,000.00	25,000.00
12/20/2022	10178	BLDG	3130AQCM3	Call	FHLB Call Note	5,000,000.00	5,000,000.00	5,000,000.00	0.00	5,000,000.00
12/28/2022	10175	BLDG	3130AMT85	Interest	FHLB Call Note	0.00	0.00	0.00	20,000.00	20,000.00
Total for December 2022						5,000,000.00	5,000,000.00	5,000,000.00	126,250.00	5,126,250.00
January 2023										
01/13/2023	10184	OPER	80285QND8	Maturity	Santander UK CP	10,000,000.00	9,840,244.44	10,000,000.00	0.00	10,000,000.00
01/13/2023	10185	STABL	80285QND8	Maturity	Santander UK CP	10,000,000.00	9,840,244.44	10,000,000.00	0.00	10,000,000.00
01/14/2023	10183	OPER	3134GXZT4	Interest	FHLMC Call Note	0.00	0.00	0.00	100,000.00	100,000.00
01/15/2023	10163	OPER	20772KAE9	Maturity	State of Connecticut	3,000,000.00	3,119,340.00	3,000,000.00	44,850.00	3,044,850.00

Collin Co Comm College Dist.
Projected Cashflow Report
For the Period September 1, 2022 - March 31, 2023

Projected Trans. Date	Investment #	Fund	Security ID	Transaction Type	Issuer	Par Value	Original Cost	Principal	Interest	Total
January 2023										
01/31/2023	10192	STABL	912828Y61	Interest	T Note	0.00	0.00	0.00	68,750.00	68,750.00
Total for January 2023						23,000,000.00	22,799,828.88	23,000,000.00	213,600.00	23,213,600.00
February 2023										
02/17/2023	10186	OPER	22533UPH0	Maturity	Credit Agricole CP	10,000,000.00	9,801,083.33	10,000,000.00	0.00	10,000,000.00
02/17/2023	10187	STABL	22533UPH0	Maturity	Credit Agricole CP	10,000,000.00	9,801,083.33	10,000,000.00	0.00	10,000,000.00
02/28/2023	10176	BLDG	3130ANNS5	Interest	FHLB Call Note	0.00	0.00	0.00	12,500.00	12,500.00
02/28/2023	10179	BLDG	912828YE4	Interest	T Note	0.00	0.00	0.00	31,250.00	31,250.00
Total for February 2023						20,000,000.00	19,602,166.66	20,000,000.00	43,750.00	20,043,750.00
March 2023										
03/01/2023	10167	OPER	3133EL5J9	Interest	FFCB Call Note	0.00	0.00	0.00	7,500.00	7,500.00
03/12/2023	10172	BLDG	3130ALJ70	Interest	FHLB Call Note	0.00	0.00	0.00	10,000.00	10,000.00
03/13/2023	10188	OPER	63873KQD2	Maturity	Natixis NY CP	10,000,000.00	9,774,397.22	10,000,000.00	0.00	10,000,000.00
03/13/2023	10189	STABL	63873KQD2	Maturity	Natixis NY CP	10,000,000.00	9,774,397.22	10,000,000.00	0.00	10,000,000.00
03/14/2023	10169	OPER	3133EL6U3	Interest	FFCB Call Note	0.00	0.00	0.00	7,000.00	7,000.00
Total for March 2023						20,000,000.00	19,548,794.44	20,000,000.00	24,500.00	20,024,500.00
GRAND TOTALS:						96,000,000.00	94,950,789.98	96,000,000.00	488,410.00	96,488,410.00

**Collin Co Comm College Dist.
Texas Compliance Change in Val Report
Sorted by Fund
June 1, 2022 - August 31, 2022**

Patterson & Associates
901 S. MoPac
Suite 195
Austin, TX 78746
-

Inv #	Issuer	Fund	Purch Date	Interest Accrual	Beginning Book Value	Purchases/ Additions	Redemptions	Change in Value	Ending Book Value
Cusip	Par Value	YTM	Mat Date	Interest Received	Beginning Market Value				Ending Market Value
Fund: Building									
10007	TXSTAR	BLDG	02/01/2016	103,453.46	28,287,104.92	103,453.46	0.00	103,453.46	28,390,558.38
2450	28,390,558.38	1.946	/ /	103,453.46	28,287,104.92	103,453.46	0.00	103,453.46	28,390,558.38
10009	TXPOOL	BLDG	02/01/2016	216,852.05	54,819,203.93	216,852.05	395,094.92	-178,242.87	54,640,961.06
700001	54,640,961.06	2.162	/ /	216,852.05	54,819,203.93	216,852.05	395,094.92	-178,242.87	54,640,961.06
10170	HAWAII	BLDG	10/29/2020	3,217.50	3,000,000.00	0.00	0.00	0.00	3,000,000.00
419792ZH2	3,000,000.00	0.428	10/01/2022	0.00	2,988,420.00	0.00	0.00	5,490.00	2,993,910.00
10172	FHLBC	BLDG	03/12/2021	5,000.00	5,000,000.00	0.00	0.00	0.00	5,000,000.00
3130ALJ70	5,000,000.00	0.400	03/12/2024	0.00	4,813,882.30	0.00	0.00	-64,580.35	4,749,301.95
10175	FHLBC	BLDG	06/28/2021	10,000.00	10,000,000.00	0.00	0.00	0.00	10,000,000.00
3130AMT85	10,000,000.00	0.400	06/28/2024	20,000.00	9,602,919.90	0.00	0.00	-191,824.70	9,411,095.20
10176	FHLBC	BLDG	08/30/2021	6,250.00	5,000,000.00	0.00	0.00	0.00	5,000,000.00
3130ANNS5	5,000,000.00	0.500	08/28/2024	12,500.00	4,790,691.45	0.00	0.00	-99,638.50	4,691,052.95
10178	FHLBC	BLDG	12/20/2021	12,500.00	5,000,000.00	0.00	0.00	0.00	5,000,000.00
3130AOCM3	5,000,000.00	1.000	12/20/2024	25,000.00	4,810,457.55	0.00	0.00	-112,931.20	4,697,526.35
10179	TNOTE	BLDG	04/18/2022	15,627.81	4,868,003.03	0.00	0.00	14,773.38	4,882,776.41
912828YE4	5,000,000.00	2.466	08/31/2024	22,927.99	4,854,490.00	0.00	0.00	-64,060.00	4,790,430.00
Sub Totals For: Fund: Building				372,900.82	115,974,311.88	320,305.51	395,094.92	-60,016.03	115,914,295.85
				400,733.50	114,967,170.05	320,305.51	395,094.92	-602,334.16	114,364,835.89
Fund: 2018 Bond Series									
10067	TXPOOL	BOND18	04/12/2018	0.00	0.00	0.00	0.00	0.00	0.00
700006	0.00	0.000	/ /	0.00	0.00	0.00	0.00	0.00	0.00

Portfolio CCCC

Collin Co Comm College Dist.
Texas Compliance Change in Val Report
June 1, 2022 - August 31, 2022

Inv #	Issuer	Fund	Purch Date	Interest Accrual	Beginning Book Value				Ending Book Value
Cusip	Par Value	YTM	Mat Date	Interest Received	Beginning Market Value	Purchases/ Additions	Redemptions	Change in Value	Ending Market Value
Sub Totals For: Fund: 2018 Bond Series				0.00	0.00	0.00	0.00	0.00	0.00
				0.00	0.00	0.00	0.00	0.00	0.00
Fund: 2020 Bond Series									
10164	TXPOOL	BOND20	04/29/2020	159,573.70	42,480,684.57	159,573.70	5,789,670.57	-5,630,096.87	36,850,587.70
700006A	36,850,587.70	2.162	/ /	159,573.70	42,480,684.57	159,573.70	5,789,670.57	-5,630,096.87	36,850,587.70
Sub Totals For: Fund: 2020 Bond Series				159,573.70	42,480,684.57	159,573.70	5,789,670.57	-5,630,096.87	36,850,587.70
				159,573.70	42,480,684.57	159,573.70	5,789,670.57	-5,630,096.87	36,850,587.70
Fund: Debt Service									
10010	TXPOOL	DS	02/01/2016	146,462.92	53,330,647.63	11,643,054.86	54,564,578.13	-42,921,523.27	10,409,124.36
700004	10,409,124.36	2.162	/ /	146,462.92	53,330,647.63	11,643,054.86	54,564,578.13	-42,921,523.27	10,409,124.36
10141	TXDAIL	DS	02/04/2019	0.09	20.51	0.09	0.00	0.09	20.60
1291-01	20.60	2.110	/ /	0.09	20.51	0.09	0.00	0.09	20.60
Sub Totals For: Fund: Debt Service				146,463.01	53,330,668.14	11,643,054.95	54,564,578.13	-42,921,523.18	10,409,144.96
				146,463.01	53,330,668.14	11,643,054.95	54,564,578.13	-42,921,523.18	10,409,144.96
Fund: Operating									
10008	TXSTAR	OPER	02/01/2016	41,432.75	11,328,891.69	41,432.75	0.00	41,432.75	11,370,324.44
5450	11,370,324.44	1.946	/ /	41,432.75	11,328,891.69	41,432.75	0.00	41,432.75	11,370,324.44
10011	TXPOOL	OPER	02/01/2016	249,427.10	132,124,325.55	81,055,437.39	169,529,062.16	-88,473,624.77	43,650,700.78
700003	43,650,700.78	2.162	/ /	249,427.10	132,124,325.55	81,055,437.39	169,529,062.16	-88,473,624.77	43,650,700.78
10012	JPMCC	OPER	02/01/2016	0.00	79,724.91	81,665,313.15	81,359,500.90	305,812.25	385,537.16
7828	385,537.16	0.000	/ /	0.00	79,724.91	81,665,313.15	81,359,500.90	305,812.25	385,537.16
10142	TXDAIL	OPER	02/06/2019	19,959.69	5,134,670.10	19,959.69	0.00	19,959.69	5,154,629.79
1291-00	5,154,629.79	2.110	/ /	19,959.69	5,134,670.10	19,959.69	0.00	19,959.69	5,154,629.79
10162	CONNST	OPER	04/20/2020	24,352.78	5,871,601.11	0.00	5,865,000.00	-5,871,601.11	0.00
20772J3G5	0.00	0.000	08/15/2022	59,236.50	5,871,040.95	0.00	5,865,000.00	-5,871,040.95	0.00

Collin Co Comm College Dist.
Texas Compliance Change in Val Report
June 1, 2022 - August 31, 2022

Inv #	Issuer	Fund	Purch Date	Interest Accrual	Beginning Book Value				Ending Book Value
Cusip	Par Value	YTM	Mat Date	Interest Received	Beginning Market Value	Purchases/ Additions	Redemptions	Change in Value	Ending Market Value
10163	CONNST	OPER	04/20/2020	22,425.00	3,027,139.25	0.00	0.00	-10,904.16	3,016,235.09
20772KAE9	3,000,000.00	1.500	01/15/2023	44,850.00	3,014,460.00	0.00	0.00	-17,910.00	2,996,550.00
10167	FFCBC	OPER	09/16/2020	3,750.00	5,000,000.00	0.00	0.00	0.00	5,000,000.00
3133EL5J9	5,000,000.00	0.310	09/01/2023	0.00	4,877,623.50	0.00	0.00	-36,305.40	4,841,318.10
10169	FFCBC	OPER	09/16/2020	3,500.00	5,000,000.00	0.00	0.00	0.00	5,000,000.00
3133EL6U3	5,000,000.00	0.313	09/14/2023	0.00	4,863,123.40	0.00	0.00	-41,169.80	4,821,953.60
10177	FAMCAC	OPER	10/04/2021	6,250.00	5,000,000.00	0.00	0.00	0.00	5,000,000.00
31422XMV1	5,000,000.00	0.500	10/04/2024	0.00	4,739,089.30	0.00	0.00	-58,758.10	4,680,331.20
10180	TNOTE	OPER	05/16/2022	3,750.00	5,814,561.48	0.00	0.00	32,068.31	5,846,629.79
91282CAW1	6,000,000.00	2.428	11/15/2023	0.00	5,823,984.00	0.00	0.00	-46,872.00	5,777,112.00
10181	TNOTE	OPER	05/16/2022	3,750.00	5,732,479.24	0.00	0.00	34,470.46	5,766,949.70
91282CCC3	6,000,000.00	2.607	05/15/2024	0.00	5,742,888.00	0.00	0.00	-59,058.00	5,683,830.00
10182	TNOTE	OPER	06/15/2022	2,663.93	0.00	4,557,031.25	0.00	4,588,993.84	4,588,993.84
912828ZT0	5,000,000.00	3.423	05/31/2025	0.00	0.00	4,557,031.25	0.00	4,580,860.00	4,580,860.00
10183	FHLMCC	OPER	07/14/2022	26,111.11	0.00	5,000,000.00	0.00	5,000,000.00	5,000,000.00
3134GXZT4	5,000,000.00	4.000	07/14/2025	0.00	0.00	5,000,000.00	0.00	4,971,944.50	4,971,944.50
10184	SANTAN	OPER	07/15/2022	0.00	0.00	9,840,244.44	0.00	9,882,377.77	9,882,377.77
80285QND8	10,000,000.00	3.211	01/13/2023	0.00	0.00	9,840,244.44	0.00	9,872,870.00	9,872,870.00
10186	CREDAG	OPER	07/15/2022	0.00	0.00	9,801,083.33	0.00	9,845,083.33	9,845,083.33
22533UPHO	10,000,000.00	3.427	02/17/2023	0.00	0.00	9,801,083.33	0.00	9,834,580.00	9,834,580.00
10188	NATICP	OPER	07/15/2022	0.00	0.00	9,774,397.22	0.00	9,819,330.55	9,819,330.55
63873KQD2	10,000,000.00	3.501	03/13/2023	0.00	0.00	9,774,397.22	0.00	9,799,800.00	9,799,800.00
10190	RBCCP	OPER	07/15/2022	0.00	0.00	9,732,791.67	0.00	9,781,191.67	9,781,191.67
78009BR61	10,000,000.00	3.777	04/06/2023	0.00	0.00	9,732,791.67	0.00	9,764,250.00	9,764,250.00
10193	FFCB	OPER	07/25/2022	16,250.00	0.00	4,999,750.00	0.00	4,999,763.20	4,999,763.20
3133ENYX2	5,000,000.00	3.251	06/17/2024	0.00	0.00	4,999,750.00	0.00	4,977,519.45	4,977,519.45

Collin Co Comm College Dist.
Texas Compliance Change in Val Report
June 1, 2022 - August 31, 2022

Inv #	Issuer	Fund	Purch Date	Interest Accrual	Beginning Book Value	Purchases/ Additions	Redemptions	Change in Value	Ending Book Value
Cusip	Par Value	YTM	Mat Date	Interest Received	Beginning Market Value				Ending Market Value
10194	FNMA	OPER	08/05/2022	2,256.95	0.00	4,673,949.80	0.00	4,682,626.67	4,682,626.67
3135G03U5	5,000,000.00	3.150	04/22/2025	0.00	0.00	4,673,949.80	0.00	4,632,361.30	4,632,361.30
Sub Totals For: Fund: Operating				425,879.31	184,113,393.33	221,161,390.69	256,753,563.06	-35,323,019.55	148,790,373.78
				414,906.04	183,599,821.40	221,161,390.69	256,753,563.06	-35,803,349.08	147,796,472.32
Fund: Stabilization									
10050	TXPOOL	STABL	01/24/2018	246,782.79	65,135,339.81	27,871,782.79	46,956,643.19	-19,084,860.40	46,050,479.41
700005	46,050,479.41	2.162	/ /	246,782.79	65,135,339.81	27,871,782.79	46,956,643.19	-19,084,860.40	46,050,479.41
10185	SANTAN	STABL	07/15/2022	0.00	0.00	9,840,244.44	0.00	9,882,377.77	9,882,377.77
80285QND8	10,000,000.00	3.211	01/13/2023	0.00	0.00	9,840,244.44	0.00	9,872,870.00	9,872,870.00
10187	CREDAG	STABL	07/15/2022	0.00	0.00	9,801,083.33	0.00	9,845,083.33	9,845,083.33
22533UPHO	10,000,000.00	3.427	02/17/2023	0.00	0.00	9,801,083.33	0.00	9,834,580.00	9,834,580.00
10189	NATICP	STABL	07/15/2022	0.00	0.00	9,774,397.22	0.00	9,819,330.55	9,819,330.55
63873KQD2	10,000,000.00	3.501	03/13/2023	0.00	0.00	9,774,397.22	0.00	9,799,800.00	9,799,800.00
10191	RBCCP	STABL	07/15/2022	0.00	0.00	9,732,791.67	0.00	9,781,191.67	9,781,191.67
78009BR61	10,000,000.00	3.777	04/06/2023	0.00	0.00	9,732,791.67	0.00	9,764,250.00	9,764,250.00
10192	TNOTE	STABL	07/20/2022	16,134.70	0.00	4,981,054.69	0.00	4,983,221.31	4,983,221.31
912828Y61	5,000,000.00	3.125	07/31/2023	4,178.18	0.00	4,981,054.69	0.00	4,971,680.00	4,971,680.00
Sub Totals For: Fund: Stabilization				262,917.49	65,135,339.81	72,001,354.14	46,956,643.19	25,226,344.23	90,361,684.04
				250,960.97	65,135,339.81	72,001,354.14	46,956,643.19	25,158,319.60	90,293,659.41
Report Grand Totals:				1,367,734.33	461,034,397.73	305,285,678.99	364,459,549.87	-58,708,311.40	402,326,086.33
				1,372,637.22	459,513,683.97	305,285,678.99	364,459,549.87	-59,798,983.69	399,714,700.28

Meeder Public Funds, Inc., is a registered investment adviser with the Securities and Exchange Commission (SEC) under the Investment Advisers Act of 1940. Registration with the SEC does not imply a certain level of skill or training. The opinions expressed in this presentation are those of Meeder Public Funds, Inc. The material presented has been derived from sources considered to be reliable, but the accuracy and completeness cannot be guaranteed.

Meeder provides monthly statements for its investment management clients to provide information about the investment portfolio. The information should not be used for audit or confirmation purposes. Please review your custodial statements and report any inaccuracies or discrepancies.

Certain information and data have been supplied by unaffiliated third parties. Although Meeder believes the information is reliable, it cannot warrant the accuracy of information offered by third parties. Market value may reflect prices received from pricing vendors when current market quotations are not available. Prices may not reflect firm bids or offers and may differ from the value at which the security can be sold.

Statements may include positions from unmanaged accounts provided for reporting purposes. Unmanaged accounts are managed directly by the client and are not included in the accounts managed by the investment adviser. This information is provided as a client convenience and the investment adviser assumes no responsibility for performance of these accounts or the accuracy of the data reported.

Investing involves risk. Past performance is no guarantee of future results. Debt and fixed income securities are subject to credit and interest rate risk. The investment return and principal value of an investment will fluctuate so that an investors shares, when redeemed, may be worth more or less than their original cost. Current performance may be lower or higher than the performance data quoted.

Investment advisory services are provided through Meeder Public Funds, Inc. Please contact us if you would like to receive a copy of our current ADV disclosure brochure or privacy policy.

**Meeder Public Funds
Patterson Group**

Barton Oaks Plaza II
901 S. MoPac Expy
Suite 195
Austin, Texas
78746

800.817.2442