

Enrollment and Class Size Preliminary Report

September 19, 2024



Enrollment Comparison - Overview



	21-22	22-23	23-24	24-25 (Sept 17)	Difference
EE-12	24,539	25,871	23,848	23,493	-355
K-12	22,258	23,079	22,202	22,041	-161
EE-5	12,351	13,512	12,127	11,810	-317
K-5	10,070	10,720	10,481	10,358	-123
6-8	5,017	4,985	4,699	4,559	-140
9-12	7,171	7,374	7,022	7,124	+102
PreK Only	2,224	2,730	1,527***	1,345	-182
EE	57	62	119	107	-12
*Out of District			1083	1042	-41
**School of Choice				2918	

*Out of District not a reported category. Number represents the End of Year Total.

**Not are reported category, just for information purposes.

***133 Grandfathered students

Enrollment Comparison – High Schools




Campus	2022-2003 (Snapshot)	2023-2024 (Snapshot)	2024-2025 (Sept. 17)	Difference
Judson High School	2,666	2,527	2507	-20
Judson Learning Academy	73	82	71	-11
Karen Wagner High School	2,366	2,224	2451	+227
Judson Early College Academy	412	428	439	+11
Veterans Memorial High School	1,773	1,688	1597	-91
JCARE	104	98	56	-24
JJAEP			3	

Enrollment Comparison – Middle Schools




Campus	2022-2023 (Snapshot)	2023-2024 (Snapshot)	2024-2025(Sept. 17)	Difference
KMS	683	637	600	-37
KHMS	1,237	1,154	1,052	-102
WHMS	788	749	684	-65
MMS	953	907	988	+81
JMS	1259	850	781	-69
J-Stem		357	403	+46
Wortham (6 th)	0	15	33	+18
JCARE			18	

Enrollment Comparison – Elementary




Campus	2022-2023 (Sanpshot)	2023-2024 (Snapshot)	2024-2025 (Sept.)	Difference
Converse	604	508	572	+64
Hopkins	788	764	718	-46
Franz Leadership	386	372	310	-62
Coronado Village	435	366	316	-50
Park Village	441	401	372	-29
Crestview	679	594	572	-22
Woodlake	655	686	633	-53
Olympia Fine Arts	540	461	454	-7
Spring Meadows	744	679	662	-17
Millers Point	606	570	578	+8

Enrollment Comparison – Elementary



Campus	2022-2023 (Snapshot)	2023-2024 (Snapshot)	2024-2025 (Sept.)	Difference
Candlewood	519	470	447	-23
Elof STEAM	668	600	562	-38
Paschall	739	706	728	+22
Hartman	797	656	560	-96
Salinas	789	694	674	-20
Masters	802	653	703	+50
Rolling Meadows	892	691	652	-39
Copperfield	903	763	728	-35
Escondido	763	785	830	+45
Wortham Oaks	804	723	739	+49

Out of District and School of Choice



	Out of District Enrollment	School of Choice Enrollment
Elementary	640	2,019
Middle School	107	386
High School	295	513
Total	1,042	2,918

Bright Beginnings – PreK Specialized Program (SOC and OOD)

- Converse – 8 students
- Rolling Meadows – 11 students
- Park Village – 6 students
 - Tuition Rates Vary Based on Program Selections
 - \$12,200 in revenue each month



ADA Comparisons

- 9/13/2024 – 95.79%
- September 2023 – 93.39%

- Current Budget based on 92.5% ADA