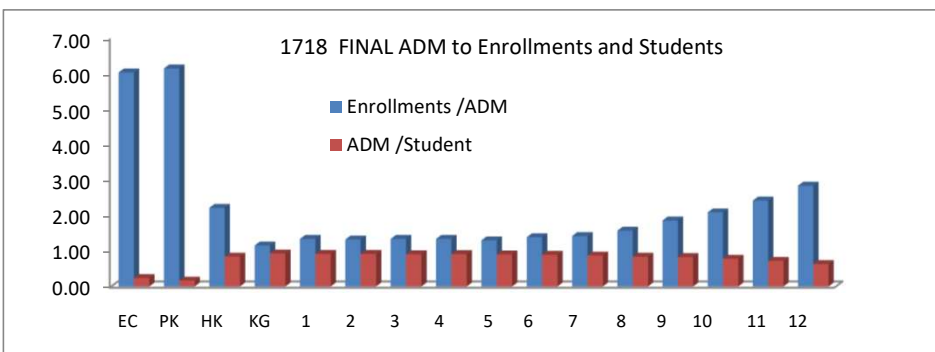
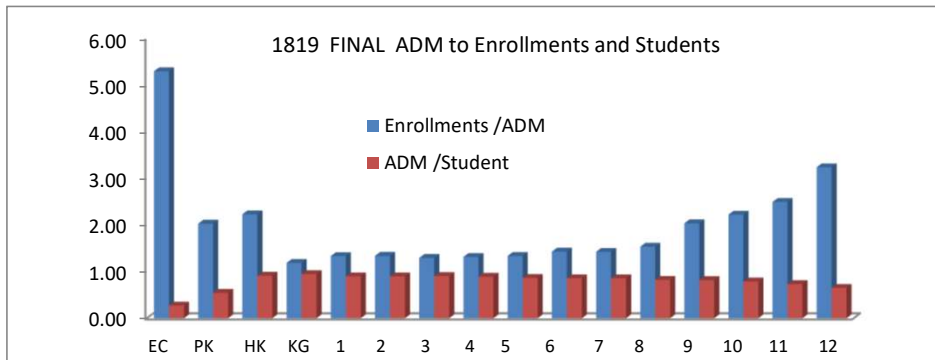
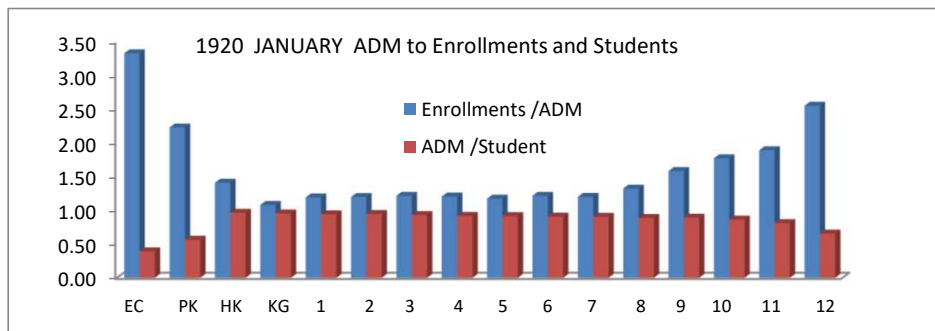


**Duluth Public Schools: Enrollments, Students and Projected Average Daily Membership (ADM)
January 2020**

Grade	Total Number of Enrollments	Unique Student Count	Current Enrollments	Projected ADM	Budgeted ADM	Enrollments /ADM	ADM /Student
EC	368	281	250	110.29	102.00	3.34	0.39
PK	91	72	66	40.72	47.12	2.23	0.57
HK	135	99	94	95.58	70.00	1.41	0.97
KG	615	594	572	567.62	554.00	1.08	0.96
1	764	679	643.6	639.61	640.00	1.19	0.94
2	770	676	645	641.00	616.00	1.20	0.95
3	695	612	574	570.44	590.00	1.22	0.93
4	716	644	603.51	592.77	574.00	1.21	0.92
5	731	677	632.32	621.07	608.00	1.18	0.92
6	753	680	629.25	618.05	592.00	1.22	0.91
7	702	644	603.08	573.48	587.00	1.20	0.91
8	824	699	642.5	611.62	590.00	1.33	0.89
9	1085	765	718.65	673.59	672.00	1.59	0.89
10	1246	811	737.5	691.52	705.00	1.78	0.87
11	1236	801	685.45	634.53	634.00	1.90	0.81
12	1555	924	639.2	559.37	599.00	2.56	0.66
Total:	12286	9658	8736.06	8241.24	8180.12	1.47	0.90



**Duluth Public Schools: Enrollments, Students and Projected Average Daily Membership (ADM)
January 2020**