

DAVIS COUNTY SCHOOL DISTRICT
MONTHLY BUDGET REPORT
 FOR THE MONTH ENDED FEBRUARY 28, 2026

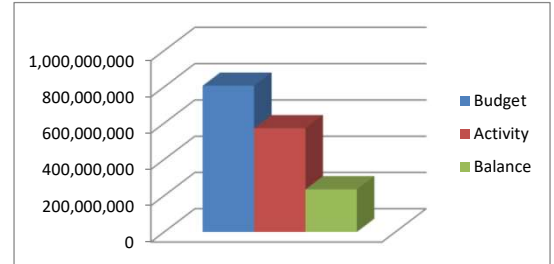
Percent of 9 month School Year Complete - 66.67%
 Percent of Fiscal Year Complete- 66.67%

	Fiscal Budget	Fiscal YTD Activity	Fiscal YTD Balance	YTD Activity as % of Budget
--	---------------	---------------------	--------------------	-----------------------------

GENERAL FUND

REVENUE:

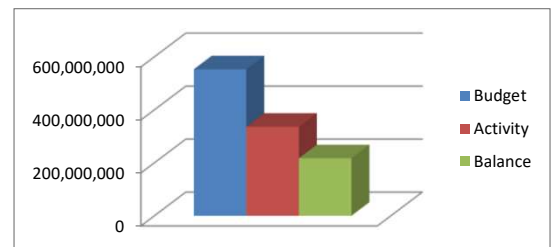
Local				
Taxes & Fees	179,098,731	154,557,197	24,541,534	86.30%
Tuition / Class Fees	2,741,200	769,964	1,971,236	28.09%
Investment Earnings	13,395,809	10,569,690	2,826,119	78.90%
Other	8,992,500	8,462,665	529,835	94.11%
State	564,531,624	384,827,146	179,704,478	68.17%
Federal	37,652,399	12,520,617	25,131,782	33.25%
Sale of Fixed Assets	0	0	0	0.00%
TOTAL REVENUE	806,412,263	571,707,281	234,704,982	70.90%



EXPENDITURES:

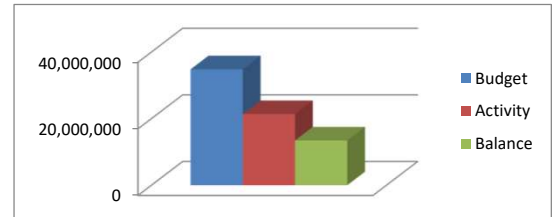
INSTRUCTION (1000)

Salaries	361,099,290	211,517,462	149,581,828	58.58%
Benefits	144,173,800	86,417,500	57,756,300	59.94%
Purchased Services	12,519,600	7,311,130	5,208,470	58.40%
Supplies & Textbooks	34,631,473	30,595,275	4,036,198	88.35%
Equipment	348,500	115,977	232,523	33.28%
Other	250,000	-68,659	318,659	-27.46%
TOTAL	553,022,663	335,888,685	217,133,978	60.74%



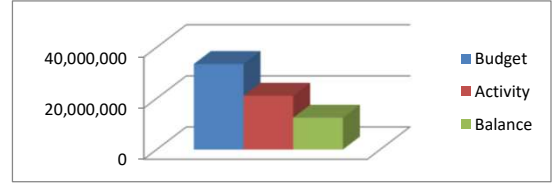
STUDENT SERVICES (2100)

Salaries	23,332,900	14,265,486	9,067,414	61.14%
Benefits	10,049,300	6,397,514	3,651,786	63.66%
Purchased Services	1,298,900	562,488	736,412	43.30%
Supplies	135,000	131,405	3,595	97.34%
Equipment	0	0	0	0.00%
Other	0	0	0	0.00%
TOTAL	34,816,100	21,356,892	13,459,208	61.34%



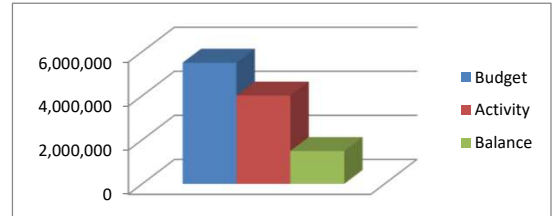
INSTRUCTIONAL STAFF (2200)

Salaries	22,099,100	13,732,025	8,367,075	62.14%
Benefits	9,419,700	6,091,993	3,327,707	64.67%
Purchased Services	725,900	286,368	439,532	39.45%
Supplies	1,262,000	936,454	325,546	74.20%
TOTAL	33,506,700	21,046,840	12,459,860	62.81%



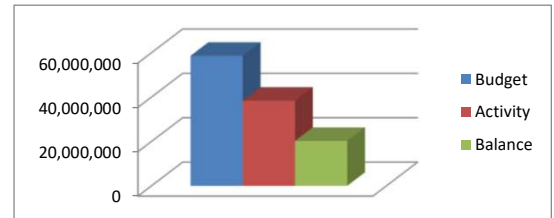
GENERAL ADMINISTRATIVE (2300)

Salaries	2,361,800	1,547,672	814,128	65.53%
Benefits	926,100	577,717	348,383	62.38%
Purchased Services	1,907,500	1,632,284	275,216	85.57%
Supplies	189,700	188,319	1,381	99.27%
Equipment	0	0	0	0.00%
Other	113,400	60,153	53,247	53.04%
TOTAL	5,498,500	4,006,145	1,492,355	72.86%



SCHOOL ADMINISTRATION (2400)

Salaries	40,771,500	26,633,773	14,137,727	65.32%
Benefits	17,817,100	11,709,771	6,107,329	65.72%
Purchased Services	29,400	24,178	5,222	82.24%
Supplies	11,400	7,348	4,052	64.46%
Equipment	0	0	0	0.00%
Other	27,600	26,908	692	97.49%
TOTAL	58,657,000	38,401,978	20,255,022	65.47%



DAVIS COUNTY SCHOOL DISTRICT
MONTHLY BUDGET REPORT
 FOR THE MONTH ENDED FEBRUARY 28, 2026

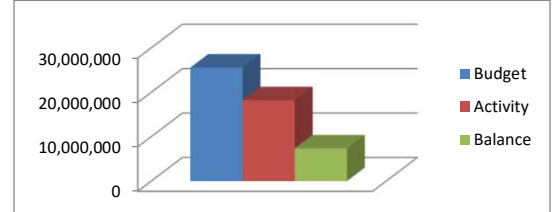
Percent of 9 month School Year Complete - 66.67%
 Percent of Fiscal Year Complete- 66.67%

	Fiscal Budget	Fiscal YTD Activity	Fiscal YTD Balance	YTD Activity as % of Budget
--	---------------	---------------------	--------------------	-----------------------------

GENERAL FUND EXPENDITURES (continued):

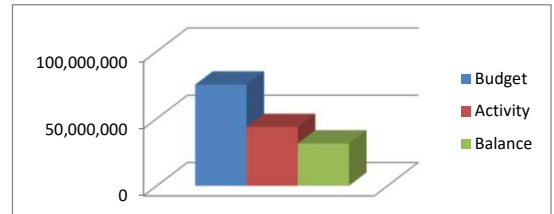
BUSINESS SUPPORT (2500)

Salaries	16,072,500	11,357,815	4,714,685	70.67%
Benefits	6,890,200	4,800,282	2,089,918	69.67%
Purchased Services	1,403,100	840,633	562,467	59.91%
Supplies	979,000	975,778	3,222	99.67%
Equipment	154,300	153,686	614	99.60%
Other	70,500	68,864	1,636	97.68%
TOTAL	25,569,600	18,197,059	7,372,541	71.17%



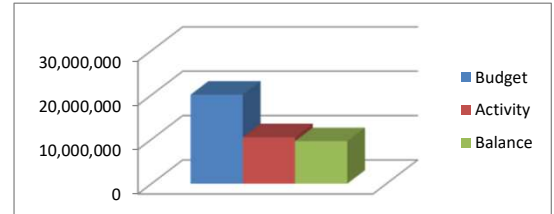
OPERATIONS & MAINTENANCE (2600)

Salaries	33,846,400	21,175,847	12,670,553	62.56%
Benefits	12,528,600	8,012,737	4,515,863	63.96%
Purchased Services	8,254,900	5,239,399	3,015,501	63.47%
Supplies	20,592,900	9,290,800	11,302,100	45.12%
Equipment	32,200	25,991	6,209	80.72%
Other	5,000	2,634	2,366	52.68%
TOTAL	75,260,000	43,747,408	31,512,592	58.13%



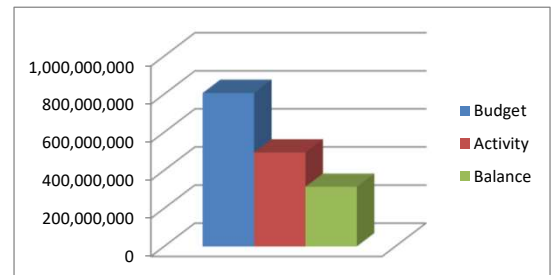
STUDENT TRANSPORTATION (2700)

Salaries	10,531,300	6,396,707	4,134,593	60.74%
Benefits	3,422,200	2,200,365	1,221,835	64.30%
Purchased Services	261,100	192,853	68,247	73.86%
Supplies	3,170,300	1,670,939	1,499,361	52.71%
Equipment / Buses	2,534,000	1,432	2,532,568	0.06%
Other	162,800	24,564	138,236	15.09%
TOTAL	20,081,700	10,486,860	9,594,840	52.22%



GENERAL FUND - TOTAL EXPENDITURES:

Salaries	510,114,790	306,626,787	203,488,003	60.11%
Benefits	205,227,000	126,207,879	79,019,121	61.50%
Purchased Services	26,400,400	16,089,333	10,311,067	60.94%
Supplies	60,971,773	43,796,318	17,175,455	71.83%
Equipment	3,069,000	297,086	2,771,914	9.68%
Other	629,300	114,464	514,836	18.19%
TOTAL	806,412,263	493,131,867	313,280,396	61.15%



DAVIS COUNTY SCHOOL DISTRICT
MONTHLY BUDGET REPORT
 FOR THE MONTH ENDED FEBRUARY 28, 2026

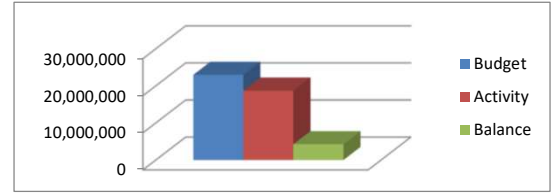
Percent of 9 month School Year Complete - 66.67%
 Percent of Fiscal Year Complete - 66.67%

	Fiscal Budget	Fiscal YTD Activity	Fiscal YTD Balance	YTD Activity as % of Budget
--	---------------	---------------------	--------------------	-----------------------------

SCHOOL ACTIVITIES FUND

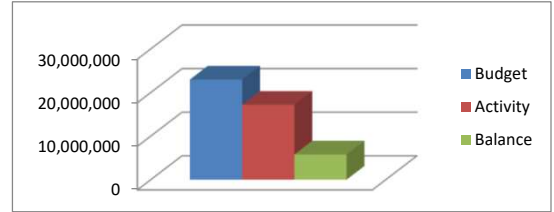
REVENUE:

Local Revenues	22,979,600	18,717,465	4,262,135	81.45%
Other Financing Sources	0	0	0	0.00%
TOTAL REVENUE	22,979,600	18,717,465	4,262,135	81.45%



EXPENDITURES:

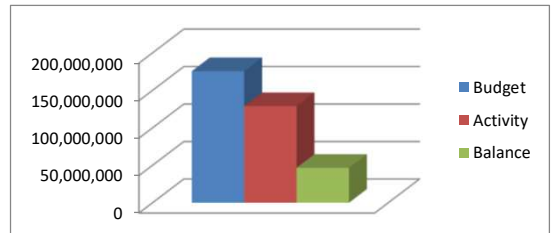
Salaries	1,885,700	1,058,919	826,781	56.16%
Benefits	300,800	170,575	130,225	56.71%
Professional Services	2,373,700	2,364,389	9,311	99.61%
Supplies and Materials	18,233,500	13,598,911	4,634,589	74.58%
Other Costs	185,900	88	185,812	0.05%
			0	0.00%
TOTAL	22,979,600	17,192,883	5,786,717	74.82%



CAPITAL OUTLAY FUND

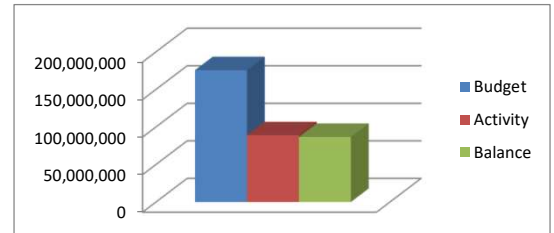
REVENUE:

Local				
Taxes	24,100,000	14,173,317	9,926,683	58.81%
Investment Earnings	6,000,000	468,668	5,531,332	7.81%
Other Local Revenue	2,000,000	1,941,685	58,315	97.08%
State	5,500,000	3,570,350	1,929,650	64.92%
Federal	0	0	0	0.00%
Other Financing Sources	138,000,000	108,861,094	29,138,906	78.88%
TOTAL REVENUE	175,600,000	129,015,113	46,584,887	73.47%



EXPENDITURES:

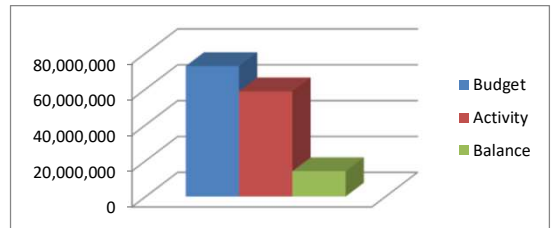
Purchased Services	149,910,700	71,029,251	78,881,449	47.38%
Supplies	10,185,100	10,011,601	173,499	98.30%
Equipment/Land	10,000,000	7,015,631	2,984,369	70.16%
Other	5,504,200	873,090	4,631,110	15.86%
TOTAL	175,600,000	88,929,573	86,670,427	50.64%



DEBT SERVICE FUND

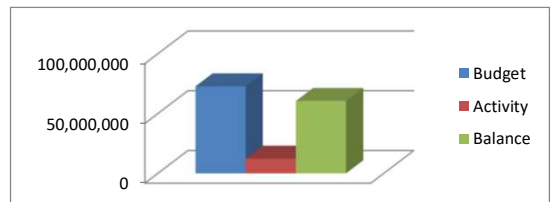
REVENUE:

Local				
Taxes	72,760,399	58,648,213	14,112,186	80.60%
Investment Earnings	0	0	0	0.00%
State	0	0	0	0.00%
Other Financing Sources	0	0	0	0.00%
TOTAL REVENUE	72,760,399	58,648,213	14,112,186	80.60%



EXPENDITURES:

Interest	23,809,142	12,230,293	11,578,849	51.37%
Principal Payment	44,245,000	0	44,245,000	0.00%
Other Fees	4,706,257	8,741	4,697,516	0.19%
Increase to Fund Balance			0	0.00%
TOTAL	72,760,399	12,239,034	60,521,365	16.82%



DAVIS COUNTY SCHOOL DISTRICT
MONTHLY BUDGET REPORT
 FOR THE MONTH ENDED FEBRUARY 28, 2026

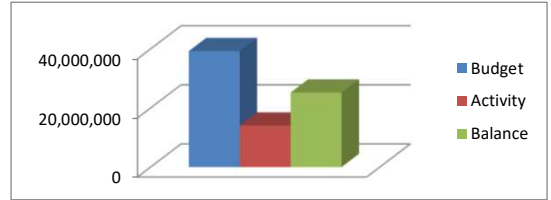
Percent of 9 month School Year Complete - 66.67%
 Percent of Fiscal Year Complete - 66.67%

	Fiscal Budget	Fiscal YTD Activity	Fiscal YTD Balance	YTD Activity as % of Budget
--	---------------	---------------------	--------------------	-----------------------------

NUTRITION SERVICES FUND

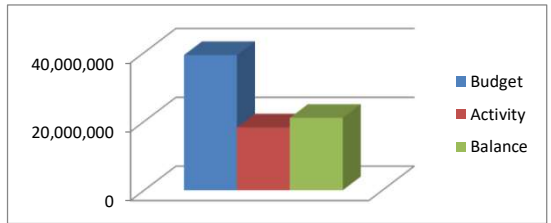
REVENUE:

Local	9,470,874	5,790,330	3,680,544	61.14%
State	6,000,000	2,095,729	3,904,271	34.93%
Federal	20,830,500	6,143,000	14,687,500	29.49%
Change in Retained Earnings	2,949,726	0	2,949,726	0.00%
TOTAL REVENUE	39,251,100	14,029,059	25,222,041	35.74%



EXPENDITURES:

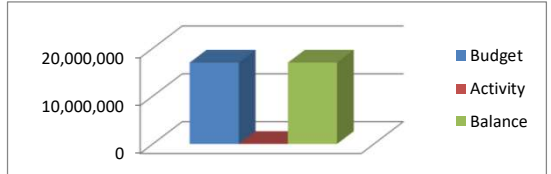
Salaries	10,205,800	5,611,167	4,594,633	54.98%
Benefits	3,715,200	2,045,496	1,669,704	55.06%
Purchased Services	1,637,100	1,593,358	43,742	97.33%
Supplies	1,338,300	724,840	613,460	54.16%
Food	17,226,000	6,693,298	10,532,702	38.86%
Equipment	4,000,000	436,714	3,563,286	10.92%
Other	1,128,700	1,128,301	399	99.96%
TOTAL	39,251,100	18,233,174	21,017,926	46.45%



TAX INCREMENT FUND

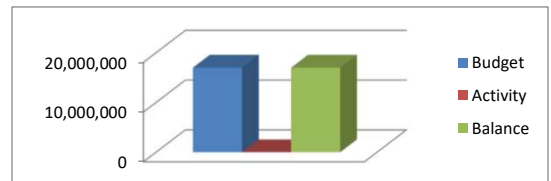
REVENUE:

Local	17,000,000	0	17,000,000	0.00%
TOTAL REVENUE	17,000,000	0	17,000,000	0.00%



EXPENDITURES:

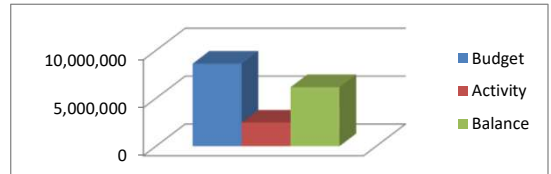
Salaries	0	0	0	0.00%
Benefits	0	0	0	0.00%
Purchased Services	0	0	0	0.00%
Supplies	0	0	0	0.00%
Equipment	0	0	0	0.00%
Other	17,000,000	0	17,000,000	0.00%
TOTAL	17,000,000	0	17,000,000	0.00%



FOUNDATION FUND

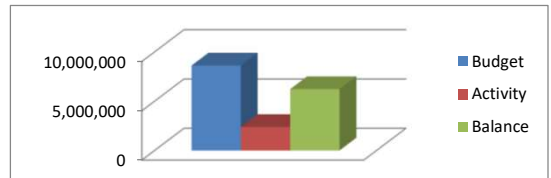
REVENUE:

Local	8,619,538	2,459,838	6,159,700	28.54%
State	0	0	0	0.00%
Fund Balance	0	0	0	0.00%
TOTAL REVENUE	8,619,538	2,459,838	6,159,700	28.54%



EXPENDITURES:

Purchased Services	31,007	10,502	20,505	33.87%
Supplies	1,125,045	428,022	697,023	38.04%
Interfund Transfers	7,463,486	1,953,645	5,509,841	26.18%
TOTAL	8,619,538	2,392,169	6,227,369	27.75%



DAVIS COUNTY SCHOOL DISTRICT
MONTHLY BUDGET REPORT
 FOR THE MONTH ENDED FEBRUARY 28, 2026

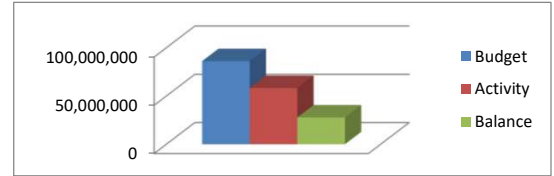
Percent of 9 month School Year Complete - 66.67%
 Percent of Fiscal Year Complete- 66.67%

	Fiscal Budget	Fiscal YTD Activity	Fiscal YTD Balance	YTD Activity as % of Budget
--	---------------	---------------------	--------------------	-----------------------------

SELF INSURANCE FUND

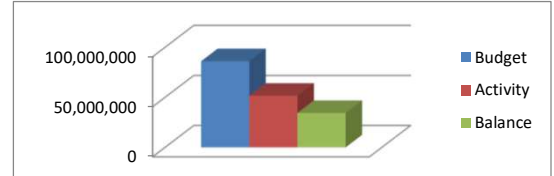
REVENUE:

Local	86,130,500	58,311,276	27,819,224	67.70%
State	0	0	0	0.00%
Fund Balance	0	0	0	0.00%
TOTAL REVENUE	86,130,500	58,311,276	27,819,224	67.70%



EXPENDITURES:

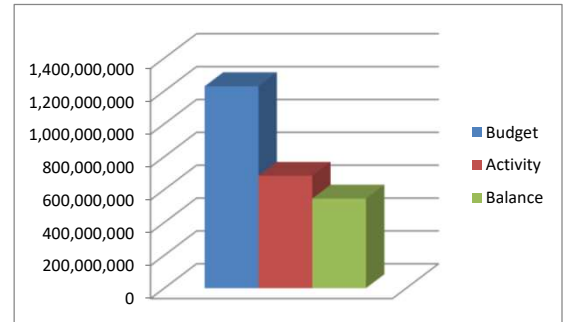
Benefits	78,601,700	46,178,084	32,423,616	58.75%
Purchased Services	7,528,800	5,489,970	2,038,830	72.92%
Interfund Transfers	0	0	0	0.00%
TOTAL	86,130,500	51,668,054	34,462,446	59.99%



ALL FUND SUMMARY

EXPENDITURES BY TYPE:

Salaries	522,206,290	313,296,872	208,909,418	59.99%
Benefits	287,844,700	174,602,035	113,242,665	60.66%
Purchased Services	187,881,707	96,576,804	91,304,903	51.40%
Supplies	109,079,718	75,252,990	33,826,728	68.99%
Equipment	17,069,000	7,749,431	9,319,569	45.40%
Other	104,671,985	16,308,622	88,363,363	15.58%
TOTAL EXPENDITURES	1,228,753,400	683,786,753	544,966,647	55.65%



EXPENDITURES BY FUND:

General Fund	806,412,263	493,131,867	313,280,396	61.15%
School Activities Fund	22,979,600	17,192,883	5,786,717	74.82%
Capital Outlay Fund	175,600,000	88,929,573	86,670,427	50.64%
Debt Service Fund	72,760,399	12,239,034	60,521,365	16.82%
Nutrition Services Fund	39,251,100	18,233,174	21,017,926	46.45%
Tax Increment Fund	17,000,000	0	17,000,000	0.00%
Davis Education Foundation	8,619,538	2,392,169	6,227,369	27.75%
Self Insurance Fund	86,130,500	51,668,054	34,462,446	59.99%
TOTAL EXPENDITURES	1,228,753,400	683,786,753	544,966,647	55.65%

