

BOARD OF TRUSTEES  
AGENDA

<input type="checkbox"/> Workshop	<input checked="" type="checkbox"/> Regular	<input type="checkbox"/> Special
-----------------------------------	---	----------------------------------

- (A)  Report Only  Recognition

Presenter(s): ISMAEL MIJARES, DEPUTY SUPERINTENDENT FOR BUSINESS & FINANCE

Briefly describe the subject of the report or recognition presentation.

REVIEW INVESTMENT OFFICER'S ANNUAL REPORT OF INVESTMENT TRANSACTIONS FOR ALL FUNDS FOR THE QUARTER ENDED AUGUST 31, 2015.

- (B)  Action Item

Presenter(s):

Briefly describe the action required.

- (C) Funding source: Identify the source of funds if any are required.

- (D) Clarification: Explain any question or issues that might be raised regarding this item.

THE ANNUAL INVESTMENT REPORT IS BEING PREPARED IN ACCORDANCE WITH BOARD POLICY CDA (LOCAL).



# EAGLE PASS INDEPENDENT SCHOOL DISTRICT

**TO:** Gilberto Gonzalez, Superintendent

**FROM:** Ismael Mijares  
Deputy Superintendent for Business & Finance-Investment Officer 

**SUBJECT:** **ANNUAL INVESTMENT REPORT**

**DATE:** September 15, 2015

Attached is the District's Annual Investment Report in accordance with Board Policy CDA (Local). The Report includes statements for the period ending August 31, 2015. The following is a summary of the amounts invested in various accounts.

## **LONESTAR INVESTMENT POOL - CORPORATE OVERNIGHT PLUS FUND**

ELEMENTARY FUND	312,614.31
GENERAL FUND	16,105,642.54
INTEREST & SINKING FUND	1,251,436.74
	<hr/>
	\$17,669,693.59

The grand total of the District's investments on August 31, 2015 was \$17,669,693.59. The market value of these investments as of August 31, 2015 was \$17,670,613.34.

The following yields earned on the District's investments should indicate the performance of the investments by comparing them to other indices.

<u>INVESTMENTS</u>	<u>AVERAGE 12-MONTH YIELD</u>	
	<u>2013-14</u>	<u>2014-15</u>
FIRST PUBLIC—LONE STAR INVESTMENT POOL - GOVERNMENT OVERNIGHT FUND	0.05%	0.06%
FIRST PUBLIC—LONE STAR INVESTMENT POOL - CORPORATE OVERNIGHT PLUS FUND	0.14%	0.14%

**OTHER INDICES**

<u>LONESTAR'S SOURCE</u>	<u>INDEX</u>	<u>RETURN</u>	
		<u>2013-14</u>	<u>2014-15</u>
STANDISH	30-DAY U.S. TREASURY BILL	0.03%	0.01%
STANDISH	90-DAY U.S. TREASURY BILL	0.04%	0.02%
STANDISH	6-MONTH U.S. TREASURY BILL	0.07%	0.09%
STANDISH	FEDERAL FUNDS	0.09%	0.12%

We will continue investing in the *First Public—Lone Star Investment Pool* for the 2015-16 school year.

# Eagle Pass Independent School District

## Schedule of Investments and Market Values

August 31, 2015

### LONESTAR INVESTMENT POOL - **CORPORATE OVERNIGHT PLUS FUND**:

Account	Investments 8/31/2014	12 mth. Avg. Annual Yield	Market Values 8/31/2014	Investments 8/31/2015	12 mth. Avg. Annual Yield	Market Values 8/31/2015
Elementary Fund	312,163.26	0.14%	312,188.00	312,614.31	0.14%	312,630.58
General Fund	16,023,677.16	0.14%	16,024,947.25	16,105,642.54	0.14%	16,106,480.88
Interest & Sinking Fund	1,081,910.10	0.14%	1,081,995.86	1,251,436.74	0.14%	1,251,501.88
<b>TOTAL OF INVESTMENTS</b>	<b>\$17,417,750.52</b>	0.14%	<b>\$17,419,131.11</b>	<b>\$17,669,693.59</b>	0.14%	<b>\$17,670,613.34</b>

#### OTHER YIELD AVERAGES:

	8/31/2014**	11/30/2014*	2/28/2015*	5/31/2015*	8/31/2015**
Lonestar Investment Pool-Corporate Overnight Plus Fund	0.14%	0.14%	0.13%	0.14%	0.14%
Wall Street Journal 91-Day US Treasury Bill	0.04%	0.04%	0.02%	0.02%	0.03%
Wall Street Journal 6-Month US Treasury Bill	0.07%	0.05%	0.09%	0.10%	0.09%
Cash in bank accounts	0.15%	0.14%	0.13%	0.12%	0.13%

\* 3-Month Average

\*\* 12-Month Average

#### NOTE:

Cash in bank accounts as of 8/31/15--\$22,361,516.54: Food Service Fund \$427,057.44.; General Operating Fund \$21,549,156.31; AND I&S Fund \$385,302.79.  
Federal Deposit Insurance Corporation and Market Value of Pledged Amount: \$500,000 + \$33,300,000 = \$33,800,000.

**EAGLE PASS INDEPENDENT SCHOOL DISTRICT**  
**Schedule of Investments and Interest Earned**  
**As of August 31, 2015**

Fund	Fund Code	Account Type	Investments	Interest Earned	Investments	Interest Earned
			Account Balance as of 08/31/2014	09/01/2013 to 08/31/2014	Account Balance as of 08/31/2015	09/01/2014 to 08/31/2015
Elementary Fund	865	Corporate Overnight Plus Fund	312,163.26	451.10	312,614.31	451.05
General Fund	199	Corporate Overnight Plus Fund	16,023,677.16	34,321.69	16,105,642.54	33,156.69
Interest & Sinking Fund	518	Corporate Overnight Plus Fund	1,081,910.10	5,861.79	1,251,436.74	6,271.66
		Total Invested/Interest Earned	<u>17,417,750.52</u>	<u>40,634.58</u>	<u>17,669,693.59</u>	<u>39,879.40</u>

**EAGLE PASS INDEPENDENT SCHOOL DISTRICT**

**Cash in Bank Accounts**

**As of August 31, 2015**

<b>Food Service Fund</b>		427,057.44
<b>General Fund</b>		
Tax Collections-Escrow Account	365,585.60	
Designated Purpose Fund	50,194.49	
Tax Collections-Credit Card/ACH Payments	30,039.03	
Payroll Fund	3,962,225.93	
Disbursement Fund	1,779,355.01	
Elementary Fund	88,826.27	
EPISD Non-Interest Bearing Account	1,000,000.00	
Health Insurance Fund	5,127,409.86	
General Operating	9,145,520.12	21,549,156.31
<b>I &amp; S Fund-Bond Series</b>		385,302.79
<b>Total</b>		<b><u>22,361,516.54</u></b>

* Federal Deposit Insurance Corporation	500,000.00
** Pledged Amount (LOC)	33,300,000.00
<b>TOTAL</b>	<b><u>33,800,000.00</u></b>
<b>Amount Over/(Under) Pledged</b>	<b>11,438,483.46</b>

\* Federal Deposit Insurance Corporation (FDIC) amount provided by the U.S. government as collateral to insure deposits.  
 \*\* Irrevocable Letter of Credit (ILOC) amount provided by Compass Bank as collateral to protect deposits as required by the Public Funds Investment Act. The ILOC issued by Compass Bank is held independently by the Federal Home Loan Bank of Atlanta and the school district is the only entity that is entitled to draw funds against it should the bank fail.

Checking Account Interest Rates			3-Month	12-Month
3-Month Avg.*	3-Month Avg. **	3-Month Avg.***	3-Month Avg ****	Average
09/14-11/14	12/14-02/15	03/15-05/15	06/15-08/15	
0.14%	0.13%	0.12%	0.14%	0.13%

\* 91-Day Treasury Bill Rate: 0.04% + Bank Basis Points: .10% = 0.14%  
 \*\* 91-Day Treasury Bill Rate: 0.03% + Bank Basis Points: .10% = 0.13%  
 \*\*\* 91-Day Treasury Bill Rate: 0.02% + Bank Basis Points: .10% = 0.12%  
 \*\*\*\* 91-Day Treasury Bill Rate: 0.04% + Bank Basis Points: .10% = 0.14%

**CD Interest Rates**

3-Month	6-Month	9-Month
0.03%	0.04%	0.05%

**BBVA Compass will evaluate each CD rate solicitation upon request.**

**BBVA COMPASS  
EAGLE PASS INDEPENDENT SCHOOL DISTRICT  
DEPOSITORY CONTRACT  
LIMITS**

**PLEGDED AMOUNT:**

FDIC	\$	<b>500,000.00</b>
SECURITIES: Book Value		-
Market Value		-
Letter of credit (LOC)	\$	<b>33,300,000.00</b>

Total Collateral	\$	<b>33,800,000.00</b>
------------------	----	----------------------

**BANK ACCOUNT BALANCES AS OF: August 31, 2015**

Eagle Pass ISD	3003202299	1,000,000.00
Designated Purpose Fund	3001202264	50,194.49
Disbursement Fund	3003202248	1,779,355.01
Elementary Fund	3003202272	88,826.27
Tax Collections-Escrow Account	0110400402	365,585.60
Food Service Fund	3001202280	427,057.44
General Operating Fund	3003603125	9,145,520.12
Health Insurance Fund	2517032800	5,127,409.86
I&S Fund	3003202307	385,302.79
Payroll Fund	3003202221	3,962,225.93
Tax Collections-Credit Card/ACH	3003018664	30,039.03

Certificates of Deposit	\$	-
-------------------------	----	---

Total Checking Account Balances	\$	<b>22,361,516.54</b>
---------------------------------	----	----------------------

Amount Over/(Under) Pledged	\$	<b>11,438,483.46</b>
-----------------------------	----	----------------------

**BBVA COMPASS  
EAGLE PASS INDEPENDENT SCHOOL DISTRICT  
DEPOSITORY CONTRACT  
LIMITS**

**PLEDGED AMOUNT:**

FDIC	<b>\$ 500,000.00</b>
SECURITIES: Book Value	-
Market Value	-
Letter of credit (LOC)	<b>\$ 27,800,000.00</b>

**Total Collateral \$ 28,300,000.00**

**BANK ACCOUNT BALANCES AS OF: August 29, 2014**

Eagle Pass ISD	3003202299	1,000,000.00
Designated Purpose Fund	3001202264	50,410.96
Disbursement Fund	3003202248	1,922,651.45
Elementary Fund	3003202272	52,235.62
Tax Collections-Escrow Account	0110400402	387,779.00
Food Service Fund	3001202280	381,672.22
General Operating Fund	3003603125	11,668,296.97
Health Insurance Fund	2517032800	1,941,243.34
I&S Fund	3003202307	395,857.05
Payroll Fund	3003202221	1,878,314.95
Tax Collections-Credit Card/ACH	3003018664	-

Certificates of Deposit \$ -

**Total Checking Account Balances \$ 19,678,461.56**

**Amount Over/(Under) Pledged \$ 8,621,538.44**





Participant #: 159901

**Lone Star** 2015 4th Quarter  
 Investment Pool Quarterly Statement

Statement Period: 06/01/2015 to 08/31/2015

Ismael Mijares  
 Eagle Pass ISD  
 1420 Eidson Rd  
 Eagle Pass, Texas 78852-5410



**Summary of Portfolio Holdings**

Account	Fund	Number of Shares	Price Per Share	Account Book Value (USD)	Account Market Value (USD)	% Port.
Elementary Fund	Corporate Overnight Plus Fund	625,228.62	0.50	312,614.31	312,630.58	1.77%
<b>Totals:</b>				<b>312,614.31</b>	<b>312,630.58</b>	

Account	Fund	Number of Shares	Price Per Share	Account Book Value (USD)	Account Market Value (USD)	% Port.
General Fund	Corporate Overnight Plus Fund	32,211,285.08	0.50	16,105,642.54	16,106,480.88	91.15%
<b>Totals:</b>				<b>16,105,642.54</b>	<b>16,106,480.88</b>	

Account	Fund	Number of Shares	Price Per Share	Account Book Value (USD)	Account Market Value (USD)	% Port.
Interest & Sinking Fund	Corporate Overnight Plus Fund	2,502,873.48	0.50	1,251,436.74	1,251,501.88	7.08%
<b>Totals:</b>				<b>1,251,436.74</b>	<b>1,251,501.88</b>	

**Totals**

Fund	Number of Shares	Price Per Share	Fund Balance (USD)	% Port.
Corporate Overnight Fund	0.00	1.00	0.00	0.00 %
Government Overnight Fund	0.00	1.00	0.00	0.00 %
Corporate Overnight Plus Fund	35,339,387.18	.50	17,669,693.59	100.00 %
<b>Total Value:</b>			<b>17,669,693.59</b>	<b>100.00 %</b>

**Portfolio Transactions**

**Elementary Fund - Corporate Overnight Plus Fund**

Settle Date	Trade Type	Share Balance	Number of Shares	Price/Share	Amount (USD)
06/01/2015	Starting Balance	624,973.96			312,486.98
06/30/2015	Interest	625,053.68	79.72	0.50	39.86
07/31/2015	Interest	625,137.22	83.54	0.50	41.77
08/31/2015	Interest	625,228.62	91.40	0.50	45.70
08/31/2015	Ending Balance	625,228.62			312,614.31

**General Fund - Corporate Overnight Plus Fund**

Settle Date	Trade Type	Share Balance	Number of Shares	Price/Share	Amount (USD)
06/01/2015	Starting Balance	50,419,011.52			25,209,505.76
06/01/2015	Withdrawal	36,419,011.52	-14,000,000.00	0.50	-7,000,000.00
06/09/2015	Deposit	38,175,365.52	1,756,354.00	0.50	878,177.00
06/10/2015	Withdrawal	36,419,011.52	-1,756,354.00	0.50	-878,177.00
06/11/2015	Vendor Payment Tristar Risk Management RFC-83075, Invoice#96127	36,372,121.60	-46,889.92	0.50	-23,444.96
06/11/2015	Vendor Payment Tristar Risk Management RFC-83077, Invoice#96224	36,353,098.52	-19,023.08	0.50	-9,511.54
06/11/2015	Withdrawal	36,166,594.04	-186,504.48	0.50	-93,252.24
06/12/2015	Vendor Payment Texas State Natural Gas, Inc. RFC-84247, Monthly Billing	36,163,998.78	-2,595.26	0.50	-1,297.63
06/15/2015	Withdrawal	25,663,998.78	-10,500,000.00	0.50	-5,250,000.00
06/19/2015	Deposit	25,666,665.44	2,666.66	0.50	1,333.33
06/19/2015	Deposit	25,687,367.44	20,702.00	0.50	10,351.00
06/24/2015	Deposit	25,689,167.44	1,800.00	0.50	900.00
06/25/2015	Deposit	44,251,371.44	18,562,204.00	0.50	9,281,102.00
06/26/2015	Vendor Payment HEB Grocery Company, LP Acct-10013731000, Monthly Statement	44,233,864.62	-17,506.82	0.50	-8,753.41
06/30/2015	Deposit	44,463,456.92	229,592.30	0.50	114,796.15
06/30/2015	Deposit	44,468,790.26	5,333.34	0.50	2,666.67
06/30/2015	Interest	44,473,179.28	4,389.02	0.50	2,194.51
07/02/2015	Withdrawal	34,473,179.28	-10,000,000.00	0.50	-5,000,000.00
07/07/2015	Deposit	34,494,989.32	21,810.04	0.50	10,905.02
07/09/2015	Withdrawal	30,494,989.32	-4,000,000.00	0.50	-2,000,000.00
07/10/2015	Deposit	30,554,543.32	59,554.00	0.50	29,777.00
07/10/2015	Vendor Payment Tristar Risk Management RFC-83078, Invoice#96354	30,515,541.90	-39,001.42	0.50	-19,500.71
07/10/2015	Vendor Payment Tristar Risk Management RFC-83080, Invoice#96420	30,481,000.44	-34,541.46	0.50	-17,270.73
07/13/2015	Withdrawal	30,273,978.50	-207,021.94	0.50	-103,510.97
07/13/2015	Withdrawal	30,254,178.50	-19,800.00	0.50	-9,900.00
07/13/2015	Withdrawal	30,230,178.50	-24,000.00	0.50	-12,000.00
07/13/2015	Withdrawal	30,207,676.50	-22,502.00	0.50	-11,251.00
07/13/2015	Withdrawal	30,189,494.38	-18,182.12	0.50	-9,091.06
07/13/2015	Withdrawal	29,959,902.08	-229,592.30	0.50	-114,796.15
07/13/2015	Withdrawal	29,957,983.28	-1,918.80	0.50	-959.40
07/14/2015	Withdrawal	29,935,357.70	-22,625.58	0.50	-11,312.79
07/14/2015	Withdrawal	29,875,803.70	-59,554.00	0.50	-29,777.00
07/14/2015	Withdrawal	29,867,803.70	-8,000.00	0.50	-4,000.00
07/15/2015	Withdrawal	23,867,803.70	-6,000,000.00	0.50	-3,000,000.00
07/15/2015	Vendor Payment Texas State Natural Gas, Inc. RFC-87669, Monthly Billing	23,865,965.10	-1,838.60	0.50	-919.30
07/16/2015	Vendor Payment HEB Grocery Company, LP Acct-10013731000, Monthly Billing	23,857,898.42	-8,066.68	0.50	-4,033.34
07/24/2015	Deposit	42,043,810.42	18,185,912.00	0.50	9,092,956.00
07/31/2015	Deposit	42,186,421.22	142,610.80	0.50	71,305.40
07/31/2015	Interest	42,190,812.82	4,391.60	0.50	2,195.80
08/04/2015	Deposit	45,510,532.82	3,319,720.00	0.50	1,659,860.00
08/04/2015	Deposit	46,368,950.82	858,418.00	0.50	429,209.00

**General Fund - Corporate Overnight Plus Fund (Continued)**

Settle Date	Trade Type	Share Balance	Number of Shares	Price/Share	Amount (USD)
08/04/2015	Deposit	46,973,244.82	604,294.00	0.50	302,147.00
08/04/2015	Withdrawal	42,048,202.02	-4,925,042.80	0.50	-2,462,521.40
08/10/2015	Deposit	42,250,998.02	202,796.00	0.50	101,398.00
08/10/2015	Deposit	42,510,410.02	259,412.00	0.50	129,706.00
08/10/2015	Deposit	42,700,773.80	190,363.78	0.50	95,181.89
08/10/2015	Withdrawal	42,238,565.80	-462,208.00	0.50	-231,104.00
08/10/2015	Withdrawal	36,238,565.80	-6,000,000.00	0.50	-3,000,000.00
08/12/2015	Vendor Payment DK Haney Roofing, Inc. RFC-53136, Application#5	35,740,680.86	-497,884.94	0.50	-248,942.47
08/12/2015	Withdrawal	35,718,870.82	-21,810.04	0.50	-10,905.02
08/12/2015	Vendor Payment Tristar Risk Management RFC-83082, Invoice#96558	35,680,016.82	-38,854.00	0.50	-19,427.00
08/12/2015	Vendor Payment Tristar Risk Management RFC-83083, Invoice#96621	35,645,366.12	-34,650.70	0.50	-17,325.35
08/13/2015	Vendor Payment Texas State Natural Gas, Inc. RFC-87688, Monthly Billing	35,643,871.60	-1,494.52	0.50	-747.26
08/13/2015	Vendor Payment TASB Risk Management Fund UC Quarterly Payment-2Q2015	35,623,841.52	-20,030.08	0.50	-10,015.04
08/19/2015	Deposit	36,195,113.52	571,272.00	0.50	285,636.00
08/19/2015	Withdrawal	30,195,113.52	-6,000,000.00	0.50	-3,000,000.00
08/25/2015	Deposit	30,461,069.52	265,956.00	0.50	132,978.00
08/26/2015	Deposit	32,043,651.52	1,582,582.00	0.50	791,291.00
08/26/2015	Deposit	32,063,755.32	20,103.80	0.50	10,051.90
08/26/2015	Deposit	32,494,427.32	430,672.00	0.50	215,336.00
08/26/2015	Deposit	32,814,833.32	320,406.00	0.50	160,203.00
08/26/2015	Vendor Payment HEB Grocery Company, LP Acct-10013731000, Monthly Stmt	32,812,280.92	-2,552.40	0.50	-1,276.20
08/26/2015	Withdrawal	30,458,517.12	-2,353,763.80	0.50	-1,176,881.90
08/26/2015	Withdrawal	30,268,153.34	-190,363.78	0.50	-95,181.89
08/28/2015	Deposit	32,268,153.34	2,000,000.00	0.50	1,000,000.00
08/28/2015	Vendor Payment Tristar Risk Management RFC-83089, Invoice#96763	32,206,116.62	-62,036.72	0.50	-31,018.36
08/31/2015	Interest	32,211,285.08	5,168.46	0.50	2,584.23
08/31/2015	Ending Balance	32,211,285.08			16,105,642.54

**Interest & Sinking Fund - Corporate Overnight Plus Fund**

Settle Date	Trade Type	Share Balance	Number of Shares	Price/Share	Amount (USD)
06/01/2015	Starting Balance	11,853,280.58			5,926,640.29
06/30/2015	Interest	11,854,792.70	1,512.12	0.50	756.06
07/31/2015	Interest	11,856,376.96	1,584.26	0.50	792.13
08/11/2015	Withdrawal	11,455,546.96	-400,830.00	0.50	-200,415.00
08/11/2015	Withdrawal	2,502,091.94	-8,953,455.02	0.50	-4,476,727.51
08/31/2015	Interest	2,502,873.48	781.54	0.50	390.77
08/31/2015	Ending Balance	2,502,873.48			1,251,436.74

**Important Information about this statement**

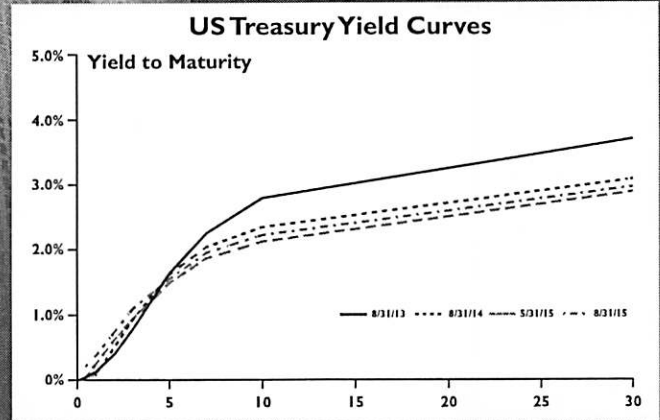
Please review this statement carefully, it is the official record of your account with Lone Star Investment Pool and First Public, LLC. If you disagree with any transaction, or if there are any errors or omissions in this statement please notify us promptly in writing, but no later than 10 business days after receipt of this statement. Trades pending settlement will not appear on this statement. All such trades will appear in the next monthly statement. The yield for the period is an annualized rate that reflects the relationship between the average amount of income earned and the average daily balance for the account. Please notify First Public promptly and in writing of any changes of address or phone number. Times of transactions will be furnished upon written request. The Lone Star Investment Pool Information Statement should be read carefully before investing. Investors should consider the investment objectives, risks, charges and expenses associated with municipal fund securities before investing. All transactions are no load. No remuneration has, or will be, paid to any entity in connection with this transaction. An investor may obtain an Information Statement by contacting First Public at the address and phone number identified above. An investment in Lone Star investment Pool is not insured or guaranteed by the Federal Deposit Insurance Corporation ("FDIC") or any other government agency and although Lone Star Investment Pool seeks to preserve the value of the investment at a fixed share price, it is possible to lose money by investing in municipal fund securities.

## Lone Star Investment Pool Quarterly Position Report—August 31, 2015

Uncertainty around China, unstable energy prices, and changing sentiment to the timing of the start of the Fed's normalization process contributed to a dramatic increase in volatility in the US financial markets during the three-month period ending in August. Treasury yields ended the period higher by eight to 13 basis points, as the 10-year Treasury note traded in a range of 2.00% to 2.49%. The equity markets traded sharply lower as the Dow, NASDAQ, and S&P 500 indexes declined by 8.2%, 5.8%, and 6.4% respectively.

Most of the recent economic data has been consistent with the Fed's expectations. The US economy has added an average of 212,000 jobs per month in 2015 as the unemployment rate has fallen to 5.1%. Second-quarter GDP was revised higher to 3.7%.

Uncertainty in the global economy and a sharp decline in commodity prices have contributed to a decline in market expectations for an increase in the Fed funds rate at the September FOMC meeting. However, any upcoming Fed meeting is considered to be "live" for the possibility of a rate increase.

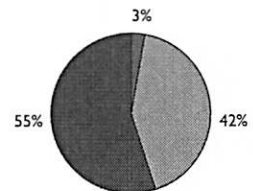


### Government Overnight Fund

Duration 0.08036

	Participant Assets	Market Value
Beginning-of-Quarter Balance	3,254,062,644.93	3,254,592,323.76
Deposits	1,989,847,119.72	
Withdrawals	(2,381,035,192.61)	
End-of-Quarter Balance	2,862,874,572.04	2,863,245,505.95

- Cash/Repo
- US Treasuries
- Agencies
- Money Market Funds

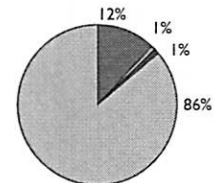


### Corporate Overnight Fund

Duration 0.11434

	Participant Assets	Market Value
Beginning-of-Quarter Balance	1,584,494,178.62	1,584,591,834.15
Deposits	664,495,760.09	
Withdrawals	(1,037,564,993.39)	
End-of-Quarter Balance	1,211,424,945.32	1,211,477,691.92

- Cash/Repo
- US Treasuries
- Agencies
- Commercial Paper
- Money Market Funds

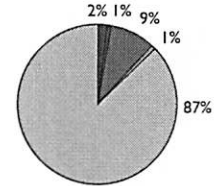


### Corporate Overnight Plus Fund

Duration 0.12336

	Participant Assets	Market Value
Beginning-of-Quarter Balance	4,187,774,431.55	4,188,137,413.44
Deposits	3,128,460,182.31	
Withdrawals	(4,030,133,979.00)	
End-of-Quarter Balance	3,286,100,634.86	3,286,271,684.88

- Cash/Repo
- US Treasuries
- Agencies
- Commercial Paper
- Money Market Funds



### Returns

	June		July		August	
	Average Rate	7-day SEC Yield	Average Rate	7-day SEC Yield	Average Rate	7-day SEC Yield
Govt Overnight Fund	0.07%	0.08%	0.08%	0.09%	0.09%	0.08%
Corp Overnight Fund	0.14%	0.14%	0.14%	0.15%	0.16%	0.17%
Corp Overnight Plus Fund	0.16%	0.16%	0.16%	0.16%	0.17%	0.18%

*William Mastrodicasa*  
William Mastrodicasa

Lone Star Investment Pool Investment Officers

*Chris Szarvaslo*  
Chris Szarvaslo