

Bloomington
School District 13
164 Euclid Avenue
Bloomington, Illinois
60108-2604

John T. Reiniche
Chief School
Business Official
630-671-5035

Cindy Marshall
Administrative Assistant
/Bookkeeper
630-671-5031

Geri Zanoni
Payroll
630-671-5032

Fax
630-893-1818

E-mail
jreiniche@sd13.org

To: Board of Education
Dr. Jon Bartelt
From: Mr. John T. Reiniche
Re: 3rd Quarter Investment Report
Date: April 20, 2021

Background:

Board Policy 4:30 Revenue and Investments, requires that a quarterly report be presented to the Board of Education. Per the policy, the report will: (1) assess whether the investment portfolio is meeting the District's investment objectives, (2) identify each security by class or type, book value, income earned, and market value, (3) identify those institutions providing investment services to the District, and (4) include any other relevant information.

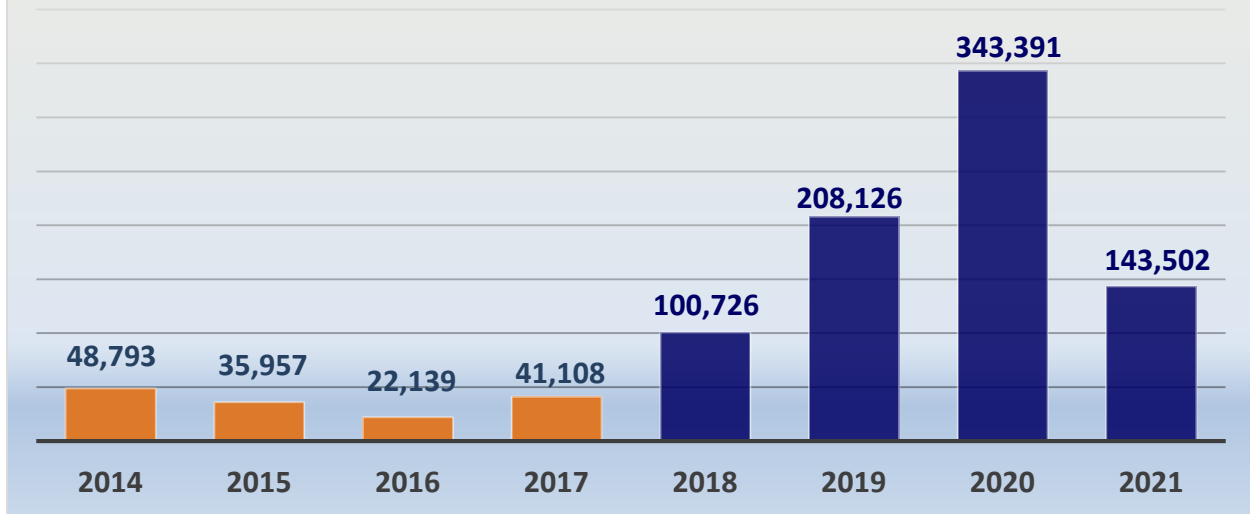
Situation:

This report addresses the district investment position for the 3rd Quarter or for accounting period ending March 31, 2021. The District is seeing an expected outcome. Much of the interest income was derived from investments made over a year ago, which are maturing in the 2nd and 3rd quarters. It is expected the District will see a strong downward trend in investment income, because of the low interest rate market, which does not allow for us to take advantage of our previous strategies. Attached to this memo are two reports. The first report will provide an overview of the District's investment portfolio. The second report you will find a detailed listing with all the pertinent information relative to policy 4:30.

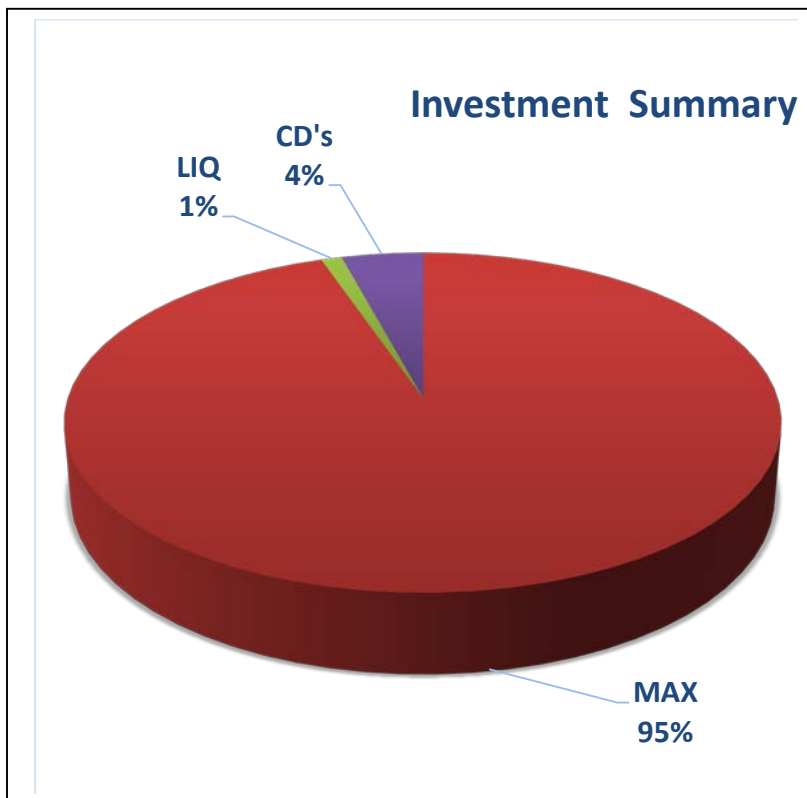
Recommendation:

There is not recommendation to this item as it for informational purposes only.

Investment Income As of March 2021



The above chart reveals that interest income is experiencing an expected outcome. Based upon the chart, it appears that the District will meeting its objectives.



The chart to left provides a summary of the District's investment types to its portfolio. The majority of the District investments 95%, are in a ISLAF MAX a liquid account. The District's weighted average portfolio yield is 2.208%. With a weighted average maturity of 85.00 days.



ISDLAF+ Monthly Statement

(11668-101) GENERAL


Statement Period
Mar 1, 2021 to Mar 31, 2021

Statement for the Account of:
BLOOMINGDALE SCHOOL DISTRICT 13

ACTIVITY SUMMARY

INVESTMENT POOL SUMMARY	LIQ	MAX
Beginning Balance	\$282,552.04	\$17,132,684.04
Dividends	\$4.03	\$277.89
Credits	\$499,013.06	\$0.00
Checks Paid	\$0.00	\$0.00
Other Debits	(\$600,000.00)	(\$1,000,000.00)
Ending Balance	\$181,569.13	\$16,132,961.93
Average Monthly Rate	0.01%	0.02%
TOTAL LIQ AND MAX		\$16,314,531.06
TOTAL FIXED INCOME		\$717,600.00
ACCOUNT TOTAL		\$17,032,131.06

BLOOMINGDALE SCHOOL DISTRICT 13
JOHN REINICHE
164 EUCLID AVENUE
BLOOMINGDALE, IL 60108



BLOOMINGDALE SCHOOL DISTRICT 13

Statement Period

Mar 1, 2021 to Mar 31, 2021

TRANSACTION ACTIVITY

BEGINNING BALANCE							\$282,552.04
LIQUID CLASS ACTIVITY							
Transaction	Trade Date	Settle Date	Description	Redemption/Debit	Purchase/Credit	Share Price	Shares this Transaction
3088015	03/09/21	03/09/21	Fund Purchase from FRI Maturity CD-271100-1 WESTERN ALLIANCE BANK / TORREY PINES BANK, CA		\$239,000.00	\$1.00	239,000.000
3088016	03/09/21	03/09/21	Fund Purchase from FRI Maturity CD-271101-1 STATE BANK OF THE LAKES - WINTRUST, IL		\$239,200.00	\$1.00	239,200.000
3088020	03/09/21	03/09/21	Fund Purchase from FRI Interest CD-271100-1 WESTERN ALLIANCE BANK / TORREY PINES BANK, CA		\$10,505.82	\$1.00	10,505.820
3088021	03/09/21	03/09/21	Fund Purchase from FRI Interest CD-271101-1 STATE BANK OF THE LAKES - WINTRUST, IL		\$10,307.24	\$1.00	10,307.240
3093763	03/23/21	03/23/21	Online Wire Redemption PR 03-25-21	(\$600,000.00)		\$1.00	(600,000.000)
3098254	03/31/21	03/31/21	Dividend Reinvest		\$4.03	\$1.00	4.030
TOTALS FOR PERIOD				(\$600,000.00)	\$499,017.09		(100,982.910)
ENDING BALANCE							\$181,569.13




BLOOMINGDALE SCHOOL DISTRICT 13

Statement Period
Mar 1, 2021 to Mar 31, 2021

TRANSACTION ACTIVITY

BEGINNING BALANCE							\$17,132,684.04
MAX CLASS ACTIVITY							
Transaction	Trade Date	Settle Date	Description	Redemption/Debit	Purchase/Credit	Share Price	Shares this Transaction
3087660	03/08/21	03/08/21	Online Wire Redemption PR 02-10-21 & NDSEC	(\$1,000,000.00)		\$1.00	(1,000,000.000)
3098766	03/31/21	03/31/21	Dividend Reinvest		\$277.89	\$1.00	277.890
TOTALS FOR PERIOD				(\$1,000,000.00)	\$277.89		(999,722.110)
ENDING BALANCE							\$16,132,961.93




BLOOMINGDALE SCHOOL DISTRICT 13

Statement Period
Mar 1, 2021 to Mar 31, 2021

FIXED INCOME INVESTMENTS

MATURITIES

Type	M	Holding ID	Settle Date	Transaction Date	Maturity Date	Description	Cost	Face/Par
CD	M	271100-1	06/05/19	03/09/21	03/09/21	CD-271100-1 WESTERN ALLIANCE BANK / TORREY PINES BANK, CA	\$239,000.00	\$249,505.82
CD	M	271101-1	06/05/19	03/09/21	03/09/21	CD-271101-1 STATE BANK OF THE LAKES - WINTRUST, IL	\$239,200.00	\$249,507.24
Totals for Period:							\$478,200.00	\$499,013.06



BLOOMINGDALE SCHOOL DISTRICT 13

Statement Period

Mar 1, 2021 to Mar 31, 2021

FIXED INCOME INVESTMENTS

INTEREST				
Type	Holding ID	Transaction Date	Description	Interest
CD	271100-1	03/09/21	CD-271100-1 WESTERN ALLIANCE BANK / TORREY PINES BANK, CA	\$10,505.82
CD	271101-1	03/09/21	CD-271101-1 STATE BANK OF THE LAKES - WINTRUST, IL	\$10,307.24
Totals for Period:				\$20,813.06



BLOOMINGDALE SCHOOL DISTRICT 13

Statement Period
Mar 1, 2021 to Mar 31, 2021

CURRENT PORTFOLIO

Type	Code	Holding ID	Trade	Settle	Maturity	Description	Cost	Rate	Face/Par	Market Value
LIQ				03/31/21		LIQ Account Balance	\$181,569.13	0.010%	\$181,569.13	\$181,569.13
MAX				03/31/21		MAX Account Balance	\$16,132,961.93	0.020%	\$16,132,961.93	\$16,132,961.93
CD	N	272514-1	06/17/19	06/17/19	06/24/21	COMMUNITY STATE BANK - OK	\$239,100.00	2.247%	\$249,961.70	\$239,100.00
CD	N	272515-1	06/17/19	06/17/19	06/24/21	MIDLAND STATES BANK	\$238,900.00	2.262%	\$249,905.82	\$238,900.00
CD	N	272516-1	06/17/19	06/17/19	06/24/21	GREAT MIDWEST BANK	\$239,600.00	2.116%	\$249,907.69	\$239,600.00
Totals for Period:							\$17,032,131.06		\$17,064,306.27	\$17,032,131.06

Weighted Average Portfolio Yield: 2.208 %

Weighted Average Portfolio Maturity: 85.00 Days

Deposit Codes:

N) Single FEIN

Portfolio Summary:

Type	Allocation (%)	Allocation (\$)	Description
LIQ	1.07%	\$181,569.13	Liquid Class Activity
MAX	94.72%	\$16,132,961.93	MAX Class Activity
CD	4.21%	\$717,600.00	Certificate of Deposit

Note: Weighted Yield & Weighted Average Portfolio Maturity are calculated using "Market Value" and are only based on the fixed rate investments (excluding SDA investments).

"Cost" is comprised of the total amount you paid for the investment including any fees and commissions.

"Rate" is the Net Yield to Maturity.

"Face/Par" is the amount received at maturity.

"Market Value" reflects the market value as reported by an independent third-party pricing service. Certificates of Deposit and Commercial Paper and other assets for which market pricing is not readily available from a third-party pricing service are listed at "Cost".

About Your Account and Statement

Securities and municipal advisory brokerage services (investments purchased with proceeds from a municipal securities issuance), and investments cleared through our clearing firm, Pershing LLC, are offered through PMA Securities, LLC, a broker-dealer and municipal advisor registered with the SEC and MSRB, and a member of FINRA and SIPC. All other products and brokerage services are generally provided by PMA Financial Network, LLC. Thus, certificates of deposit ("CD"), savings deposit accounts ("SDA") and commercial paper ("CP") may be executed through either PMA entity, as applicable, depending on whether the investment was purchased with proceeds derived from municipal securities. PMA Securities, LLC and PMA Financial Network, LLC are operated under common ownership and are affiliated with Prudent Man Advisors, LLC.

Fixed Rate Investment Activity

This section shows all of the fixed term investments purchased and sold, maturities, interest received, and activity. This will include all CD, SDA, CP, securities and money market funds purchased through PMA Financial Network, LLC or PMA Securities, LLC as applicable. It also shows the approximate market value of each security whose price is obtained from an independent source believed to be reliable. However, PMA cannot guarantee their accuracy. This data is provided for informational purposes only. Listed values should not be interpreted as an offer to buy or sell at a specific price. CD's and CP are listed at their original cost. Redemption of a CD prior to maturity may result in early withdrawal penalties. Market values are based on the last day of the month for which this report date range is ending. If the run date of this report is prior to the end of the current month, the market values are listed as equivalent to the cost values.

ISDLAF + Activity

This section shows all of the activity in the Liquid and Max Class. The Average Rate represents the average net interest rate over the previous month which is then annualized. Income Summary represents the interest earned for the Month and Fiscal Year to Date.

Information regarding the ISDLAF+ investment objectives, risks, charges and expenses can be found in the ISDLAF+ information statement, which can be obtained at www.isdlafplus.com or by calling PMA at the phone number listed.

An investment in the Multi-Class Series or any Term Series is not a bank deposit and is not insured or guaranteed by the Federal Deposit Insurance Corporation or any other governmental or private agency. Although the Liquid Class and MAX Class of the Multi-Class Series each seeks to maintain a stable value of \$1.00 per share, it is possible to lose money by investing in the Multi-Class Series. It also is possible to lose money by investing in a Term Series, which may impose a substantial penalty for redemption prior to the full term of the Series.

Money Market Fund

The Rate shown for the money market fund represents the average net interest rate over the previous month which is then annualized. Information regarding the money market fund's investment objectives, risks, charges and expenses can be found in the money market fund's prospectus, which can be obtained by calling PMA at the phone numbers listed. The performance data featured represents past performance, which is no guarantee of future results. Investment returns will fluctuate. Current performance may be higher or lower than the performance data quoted. Please call PMA for the most recent performance figures.

The performance data featured represents past performance, which is no guarantee of future results. Investment returns will fluctuate. Current performance may be higher or lower than the performance data quoted. Please call PMA for the most recent performance figures.

Additional Disclosures

All funds, and/or securities are located and safe kept in an account under the client's name at their custodial bank. Any certificates of deposit listed are located in the client's name at the respective bank. Any money market fund shares are held directly with the money market fund. It is recommended that any oral communications be re-confirmed in writing to further protect your rights, including rights under the Securities Investor Protection Act.

Debt Securities

Some debt securities are subject to redemption prior to maturity. In the event of a partial or whole call of a security, the securities call will be automatically selected on a random basis as is customary in the securities industry. The probability that your securities will be selected is proportional to the amount of your holdings relative to the total holdings. Redemption prior to maturity could affect the yield represented. Additional information is available upon request.

A financial statement of PMA Securities, LLC is available for inspection at its office or a copy will be mailed to you upon written request.

PLEASE ADVISE PMA AND OUR CLEARING FIRM, PERSHING LLC, IMMEDIATELY OF ANY INACCURACY OR DISCREPANCY ON YOUR STATEMENT. FOR A CHANGE OF ADDRESS OR QUESTIONS REGARDING YOUR ACCOUNT, PLEASE NOTIFY YOUR PMA REPRESENTATIVE. ANY ORAL COMMUNICATIONS SHOULD BE RE-CONFIRMED IN WRITING.

How to Contact PMA

Please call (630) 657-6400 or write to us at PMA, 2135 CityGate Lane, 7th Floor, Naperville, Illinois 60563.

How to Contact Pershing, LLC

Please call (201) 413-3330 or write to Pershing, LLC, One Pershing Plaza, Jersey City, New Jersey, 07399

In accordance with FINRA Rule 2267, PMA Securities, LLC is providing the following information in the event you wish to contact FINRA. You may call (301) 590-6500 or write to FINRA at 1735 K Street NW, Washington, D.C. 20006-1500. In addition to the public disclosure number (800) 289-9999, FINRA provides an investor brochure which describes their Public Disclosure Program. Additional information is also available at www.finra.org.

This Page Intentionally Left Blank