

**NUECES COUNTY HOSPITAL DISTRICT  
 QUARTERLY INVESTMENT REPORT  
 July 1, 2021 - September 30, 2021**

**Summary Holdings Statistics:**

Portfolio/Fund Group	Prior			Current						
	Book Value	Market Value	WAY WAM	Book Value	Market Value	Accrued Interest	Interest Earned	% of Portfolio	WAY	WAM
<u>Unrestricted Funds</u>										
General Fund	71,308,130	71,308,130	0.020%	47,508,555	47,508,555	0	2,810	39.01%	0.031%	1
Indigent Care Fund	56,376,671	56,363,646	0.172%	56,428,814	56,440,399	21,394	27,587	46.33%	0.202%	368
Tobacco Fund	837	837	0.013%	837	837	0	0	0.00%	0.028%	1
Trust Fund	116,294	116,294	0.010%	96,003	96,003	1	3	0.08%	0.010%	1
<u>Restricted Funds</u>										
General Fund - LPPF	19,215,000	19,215,000	0.158%	17,763,075	17,763,075	0	0	14.58%	0.185%	1
<b>Total</b>	<b>147,016,932</b>	<b>147,003,907</b>	<b>0.097%</b>	<b>121,797,283</b>	<b>121,808,869</b>	<b>21,394</b>	<b>30,400</b>	<b>100.00%</b>	<b>0.133%</b>	<b>171</b>
<b>Change in Market Value</b>	<b>(25,195,038) <sup>1</sup></b>									
<b>Quarter Average Yield - NCHD</b>	<b>0.129%</b>									
<b>Quarter Average Yield - 6 Mth T-Bill</b>	<b>0.050%</b>									

This report reflects Nueces County Hospital District's investment policy and strategies in accordance with the Public Funds Investment Act.

**INVESTMENT OFFICERS:**

  
 JONNY F. HIPPI, ADMINISTRATOR

  
 BELINDA CHISM, ASSISTANT ADMINISTRATOR

  
 DONNA LITTLEFIELD, DIRECTOR OF ACCOUNTING & FINANCE

Notes

1. Change in Market Value is required data, but will primarily reflect the receipt and expenditure of the District's funds from quarter to quarter.

Nueces County Hospital District  
Inventory Report - Holdings by Fund  
As of: 09/30/2021

Settle Date	Maturity Date	Location	Security	CUSIP	Avg Yield/ Coupon	Purchase Price	PAR	Beginning Book Value 06/30/2021	Beginning Market Value 06/30/2021	Ending Book Value 09/30/2021	Ending Market 09/30/2021	Gain/Loss	Accrued Interest	Yield Y-T-M	Days to Maturity
<b>Indigent Care Fund</b>															
09/30/2021	10/01/2021	TexPool	Investment Pool	#00002	0.028%	2,231,455	2,231,455	5,176,160	5,176,160	2,231,455	2,231,455	0	0	0.028%	1
09/30/2021	10/01/2021	LOGIC	Investment Pool		0.036%	21,765,233	21,765,233	21,756,100	21,756,100	21,765,233	21,765,233	0	0	0.036%	1
09/30/2021	10/01/2021	TexSTAR	Investment Pool		0.010%	6,737,049	6,737,049	6,736,878	6,736,878	6,737,049	6,737,049	0	0	0.010%	1
08/12/2020	08/10/2023	Safekkeeping	FNMA - Qrtly Call	3135G05R0	0.300%	3,993,000	4,000,000	3,996,096	3,997,572	3,996,981	4,001,856	4,875	1,667	0.359%	679
08/26/2020	08/25/2023	Safekkeeping	FNMA - Qrtly Call	3136G4Y31	0.340%	0	0	3,999,815	3,990,248	0	0	(0)	0	0.350%	694
08/28/2020	08/18/2023	Safekkeeping	FNMA - Semi-ann Call	3135G05V1	0.360%	4,000,000	4,000,000	4,000,000	4,004,156	4,000,000	4,002,912	2,912	1,660	0.360%	687
09/22/2020	08/15/2022	Safekkeeping	Arlington TX GO	041796XH1	0.306%	1,000,000	1,000,000	1,000,000	1,001,410	1,000,000	1,001,730	1,730	383	0.306%	319
10/29/2020	02/15/2023	Safekkeeping	Mansfield TX ISD	56436RS1	4.000%	1,751,220	1,620,000	1,713,058	1,717,362	1,698,669	1,702,766	4,096	8,100	0.447%	503
12/03/2020	11/30/2023	Safekkeeping	FFCB Call Note	3133EMHL9	0.310%	3,996,600	4,000,000	3,998,563	3,993,836	3,999,427	3,999,120	(307)	4,133	0.339%	791
03/12/2021	03/12/2024	Safekkeeping	FHLB Call Note	3130ALJ70	0.400%	4,000,000	4,000,000	4,000,000	3,989,924	4,000,000	3,999,836	(164)	800	0.400%	894
07/26/2021	07/26/2024	Safekkeeping	FHLB Call Note	3130AN5A4	0.500%	3,000,000	3,000,000	0	0	3,000,000	3,000,831	831	2,667	0.500%	1,030
08/26/2021	08/26/2024	Safekkeeping	FHLB Call Note	3130ANM17	0.520%	4,000,000	4,000,000	0	0	4,000,000	3,997,612	(2,388)	1,964	0.520%	1,061
			Subtotal			56,474,557	56,353,737	56,376,671	56,363,646	56,428,814	56,440,399	11,585	21,394	0.202%	368
<b>Tobacco Settlement Fund</b>															
09/30/2021	10/01/2021	TexPool	Investment Pool	#00007	0.028%	837	837	837	837	837	837	0	0	0.028%	1
			Subtotal			837	837	837	837	837	837	0	0	0.028%	1
<b>Trust Fund - Employee Health Benefits Trust</b>															
09/30/2021	10/01/2021	Frost Trust	Invesco Stit Treasury	825252406	0.010%	96,003	96,003	116,294	116,294	96,003	96,003	0	1	0.010%	1
			Subtotal			96,003	96,003	116,294	116,294	96,003	96,003	0	1	0.010%	1
<b>General Fund</b>															
09/30/2021	10/01/2021	Cash on hand	Petty Cash		0.000%	150	150	150	150	150	150	0	0	0.000%	1
09/30/2021	10/01/2021	TexPool	Investment Pool-GF	#00004	0.028%	29,021,185	29,021,185	31,985,788	31,985,788	29,021,185	29,021,185	0	0	0.028%	1
09/30/2021	10/01/2021	TexPool	Investment Pool-MR	#00009	0.028%	17,436,597	17,436,597	37,378,728	37,378,728	17,436,597	17,436,597	0	0	0.028%	1
09/30/2021	10/01/2021	Frost Bank	Checking - Operating	664025679	0.185%	1,049,106	1,049,106	1,941,947	1,941,947	1,049,106	1,049,106	0	0	0.185%	1
09/30/2021	10/01/2021	Frost Bank	Checking - Payroll	664027221	0.185%	1,517	1,517	1,517	1,517	1,517	1,517	0	0	0.185%	1
			Subtotal			47,508,555	47,508,555	71,308,130	71,308,130	47,508,555	47,508,555	0	0	0.031%	1
<b>TOTAL UNRESTRICTED FUNDS</b>															
						104,079,951	103,959,131	127,801,932	127,788,907	104,034,208	104,045,794	11,585	21,394	0.124%	200
<b>Restricted Cash - General Fund</b>															
09/30/2021	10/01/2021	Frost Bank	Checking - Nueces LPPF	664043316	0.185%	17,763,075	17,763,075	19,215,000	19,215,000	17,763,075	17,763,075	0	0	0.185%	1
			Subtotal			17,763,075	17,763,075	19,215,000	19,215,000	17,763,075	17,763,075	0	0	0.185%	1
<b>TOTAL PORTFOLIO</b>															
						121,843,026	121,722,206	147,016,932	147,003,907	121,797,283	121,808,869	11,585	21,394	0.133%	171
														WAY	WAM

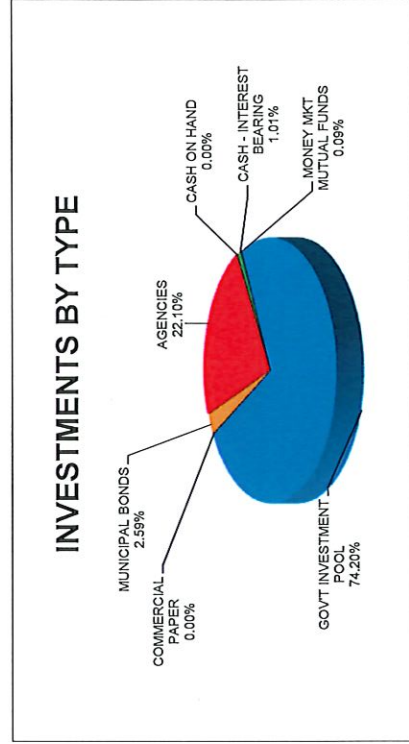
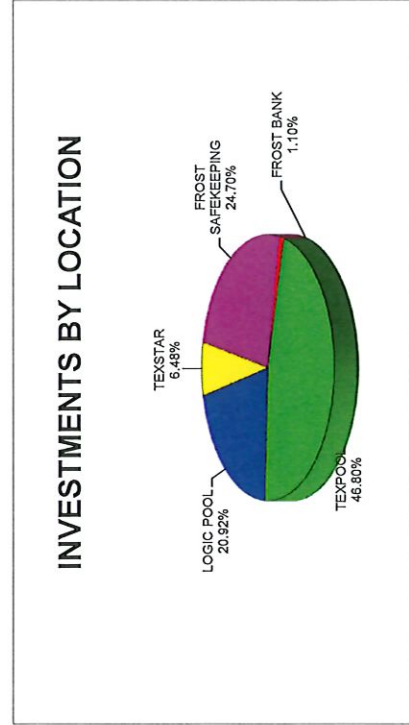
Nueces County Hospital District  
Investment Transaction Activity  
July 1, 2021 - September 30, 2021

Settle Date	Maturity	Call Date	Type	CUSIP	Coupon	Price	Par	Principal	Acc'd Interest	Total Settlement	Yield to Mat/Call	Broker
<b>Purchases</b>												
07/26/2021	07/26/2024	01/26/2022	FHLB 1x Call Note	3130ANSA4	0.500%	100.0000	3,000,000.00	3,000,000.00	0.00	3,000,000.00	0.500%	BOK Financial
08/26/2021	08/24/2024	11/26/2021	FHLB Qtrly Call	3130ANNM7	0.520%	100.0000	4,000,000.00	4,000,000.00	0.00	4,000,000.00	0.520%	RBC Capital Mkts
<b>Total Purchases:</b>							<b>7,000,000.00</b>	<b>7,000,000.00</b>	<b>0.00</b>	<b>7,000,000.00</b>		
<b>Maturities/Calls</b>												
08/26/2020	08/25/2023	08/25/2021	FNMA Qtrly Call	3136G4Y31	0.340%	99.9700	4,000,000.00	3,998,800.00	6,800.00	4,006,800.00	0.35%/0.37%	Morgan Stanley
<b>Total Maturities/Calls:</b>							<b>4,000,000.00</b>	<b>3,998,800.00</b>	<b>6,800.00</b>	<b>4,006,800.00</b>		

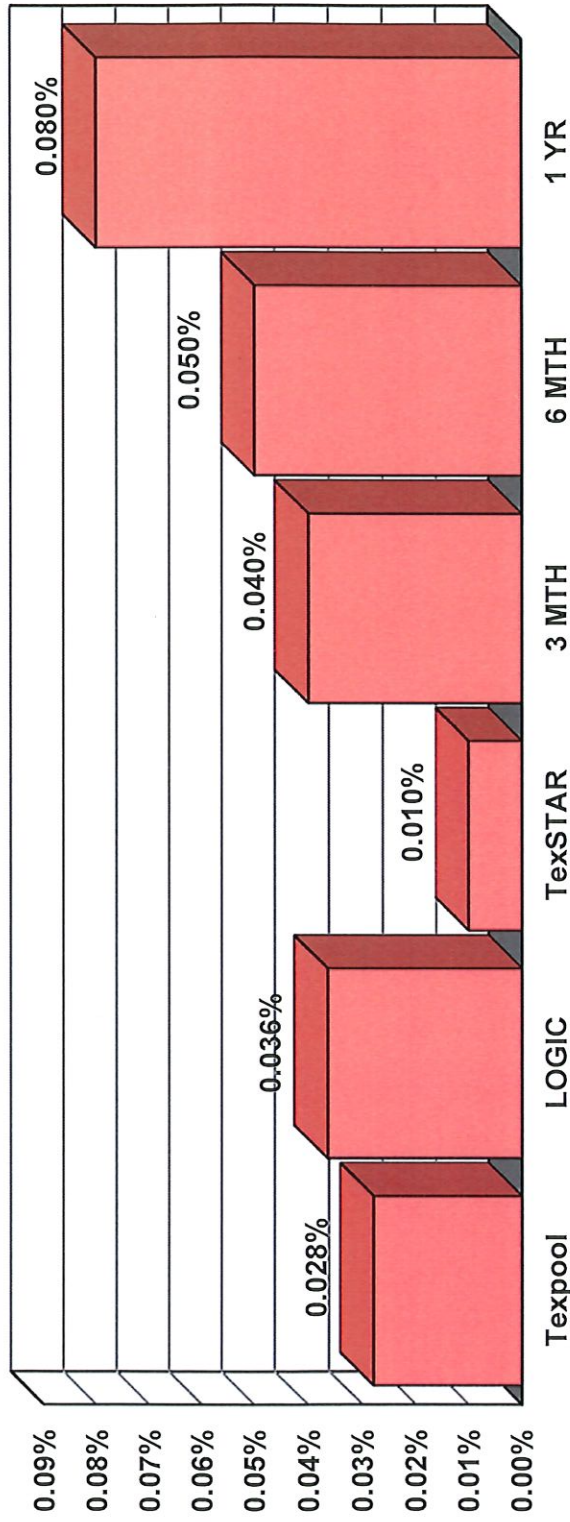
NUECES COUNTY HOSPITAL DISTRICT  
 INVESTMENTS SUMMARY BY MARKET SECTOR  
 UNRESTRICTED FUNDS  
 FY 2021 4TH QUARTER (JULY 1 - SEPTEMBER 30, 2021)

	FROST BANK	TEXPOOL	LOGIC	TEXSTAR	FROST SAFEKEEPING	TOTAL	PERCENT BY TYPE OF INVESTMENT
CASH ON HAND	\$150	\$0	\$0	\$0	\$0	\$150	0.00%
CASH - INTEREST BEARING	\$1,050,623	\$0	\$0	\$0	\$0	\$1,050,623	1.01%
MONEY MKT MUTUAL FUNDS	\$96,003	\$0	\$0	\$0	\$0	\$96,003	0.09%
GOVT INVESTMENT POOLS	\$0	\$48,690,073	\$21,765,233	\$6,737,049	\$0	\$77,192,355	74.20%
COMMERCIAL PAPER	\$0	\$0	\$0	\$0	\$0	\$0	0.00%
MUNICIPAL BONDS	\$0	\$0	\$0	\$0	\$2,698,669	\$2,698,669	2.59%
TREASURY NOTES AND BONDS	\$0	\$0	\$0	\$0	\$0	\$0	0.00%
AGENCIES	\$0	\$0	\$0	\$0	\$22,996,408	\$22,996,408	22.10%
<b>TOTAL INVESTMENTS</b>	<b>\$1,146,776</b>	<b>\$48,690,073</b>	<b>\$21,765,233</b>	<b>\$6,737,049</b>	<b>\$25,695,077</b>	<b>\$104,034,208</b>	<b>100.00%</b>

PERCENT BY HOLDER OF INVESTMENTS	1.10%	46.80%	20.92%	6.48%	24.70%	100.00%
----------------------------------	-------	--------	--------	-------	--------	---------

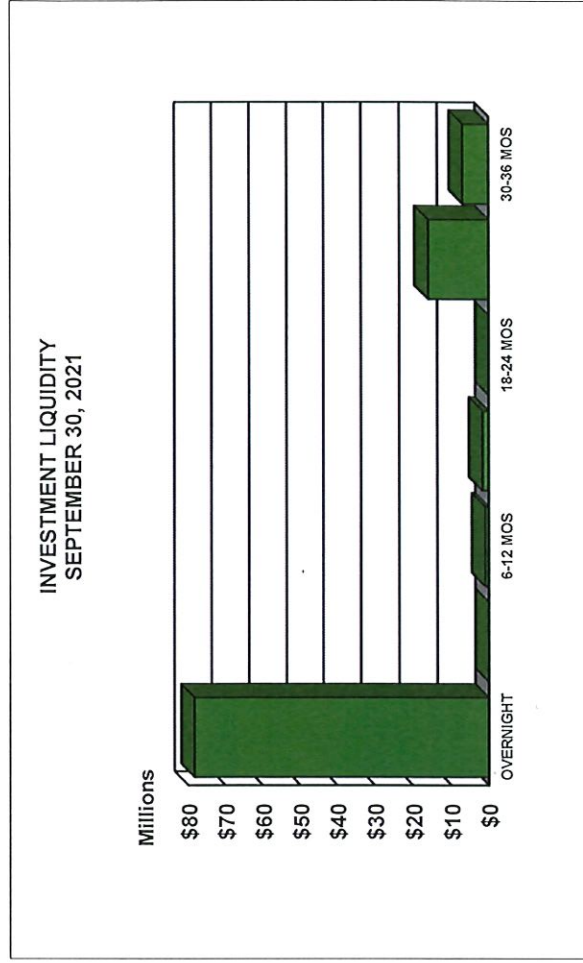


# NUECES COUNTY HOSPITAL DISTRICT POOL RATES V. TREASURIES SEPTEMBER 30, 2021



NUECES COUNTY HOSPITAL DISTRICT  
 INVESTMENT SUMMARY BY LIQUIDITY  
 UNRESTRICTED FUNDS  
 FY 2021 4TH QUARTER (JULY 1 - SEPTEMBER 30, 2021)

<u>INVESTMENT-YRS TO MATURITY</u>	<u>AMOUNT</u>	
CASH & CASH EQUIVALENTS	\$78,339,131	75.3%
MATURES IN 0-6 MONTHS	\$0	0.0%
MATURES IN 6-12 MONTHS	\$1,000,000	1.0%
MATURES IN 12-18 MONTHS	\$1,698,669	1.6%
MATURES IN 18-24 MONTHS	\$0	0.0%
MATURES IN 24-30 MONTHS	\$15,996,408	15.4%
MATURES IN 30-36 MONTHS	\$7,000,000	6.7%
<b>TOTAL</b>	<b>\$104,034,208</b>	<b>93.3%</b>



# NUECES COUNTY HOSPITAL DISTRICT QUARTERLY BENCHMARK COMPARISON SEPTEMBER 30, 2021

