

A stylized eagle logo in purple, white, and yellow, serving as a background for the text.

# **K-9 FastBridge Data**

2.22.22

# Vision

Red Wing Public Schools strives to provide an innovating and meaningful educational experience that fosters curiosity; pursues and applies best practice; embraces diversity by respectfully engaging all students, families, and staff; connects and partners with our community.

# Mission

The mission of the Red Wing Public Schools is to educate and inspire all students as they realize their full potential and become respectful, responsible, and productive citizens.



# Core Values

**Respect** - We act in a way that demonstrates how much we value each other

**Responsibility** - We keep our promises and follow through on what is expected of us

**Pride** - We are proud of our history and who we are becoming

**Safety** - We work for the well-being and care of each other

**Community** - We welcome all and recognize the whole as the sum of our diverse parts



# RWPS Educational Plan Strategic Directions 2019-2025

**Direction 1:** Providing excellent educational opportunities to enhance student learning and engagement with proven instructional strategies and technology integration

**Direction 2:** Focusing instruction and professional growth on improving student learning and engagement

**Direction 3:** Creating a responsive, safe, open and respectful environment across all schools and programs

**Direction 4:** Providing high quality efficient services through the strategic investment and allocation of resources



## School Improvement Goals: Focus on Learning Growth & Credit Recovery

### Early Childhood:

Increase % of students demonstrating growth based on the Teaching Strategies GOLD assessment.

### K-6:

% of students with moderate growth or better measured on FastTrack Reading & Math from Fall to Spring.

### 7-9:

% of students with moderate growth or better measured on FastTrack Reading

% of students with moderate growth or better measured on FastTrack Math

### 10-12

% of students failing one or more classes

Total # of Fs

% of students have completed a Flight Path



# Early Childhood Goal: Increase % of students demonstrating growth based on the Teaching Strategies GOLD assessment. (Baseline data)

Percentage

Considerations:



**Big Picture Literacy Growth:** K-9: Increase % of students with moderate growth or better measured on FastBridge from Fall to Spring in Reading

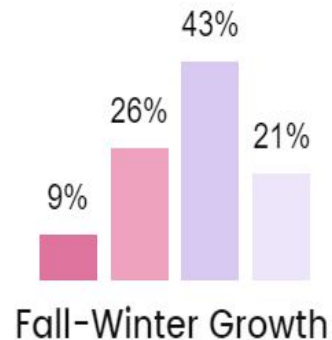
earlyReading - K-1

Growth Of All Students In Group  
By Benchmark Categories: ?



aReading - 2-9\*

Growth Of All Students In Group  
By Benchmark Categories: ?

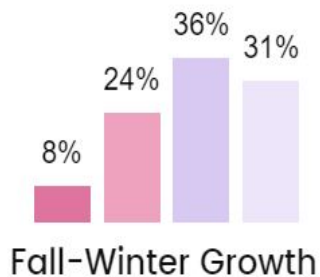


# K-9: Increase % of students with moderate growth or better measured on FastBridge from Fall to Spring in Math

Early Math K-1

Growth Of All Students In Group

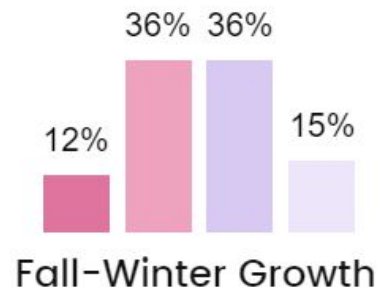
By Benchmark Categories: ?



aMath 2nd - 9th

Growth Of All Students In Group

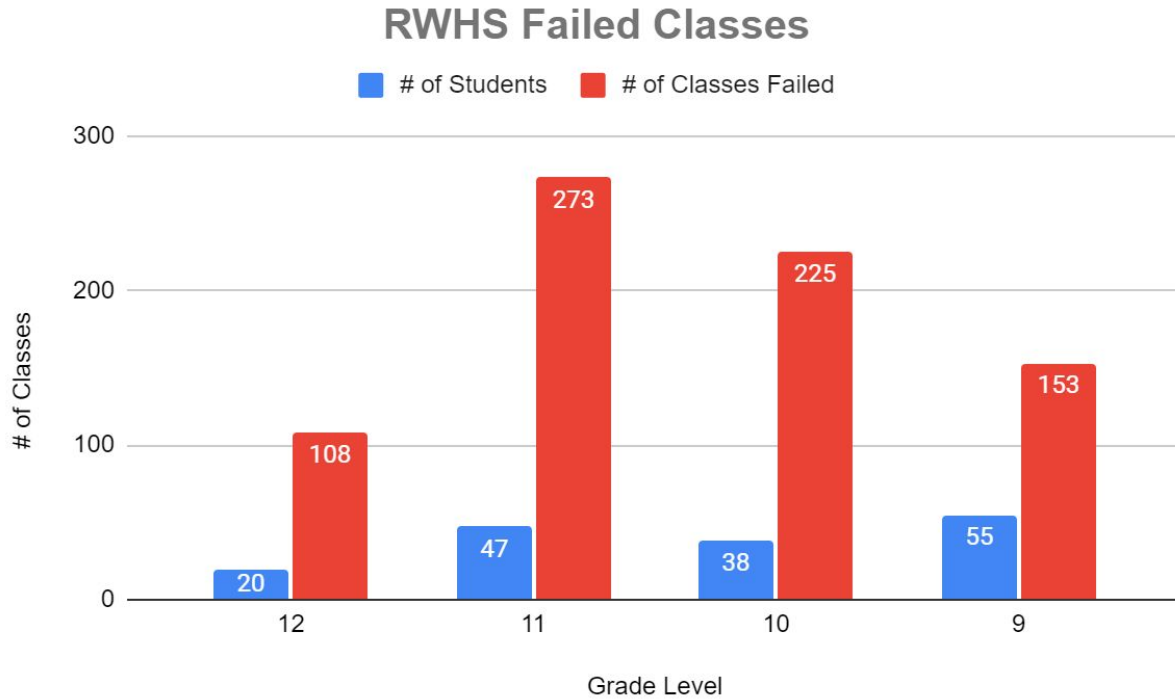
By Benchmark Categories: ?





9-12

- % of students failing one or more classes
- Total # of Fs



## College & Career Readiness

Number of Winger Flight Paths Completed by Graduation Class

