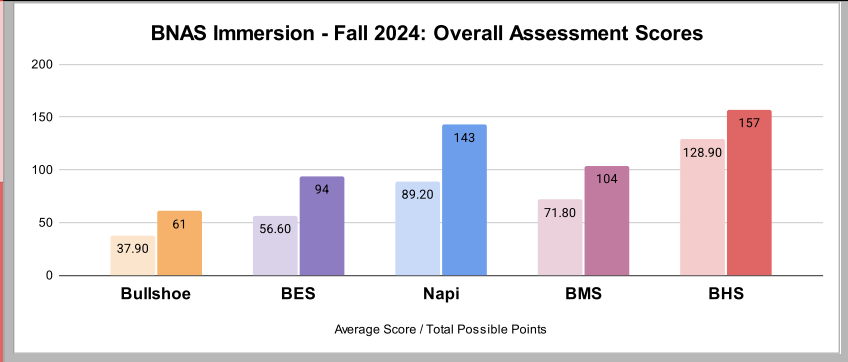


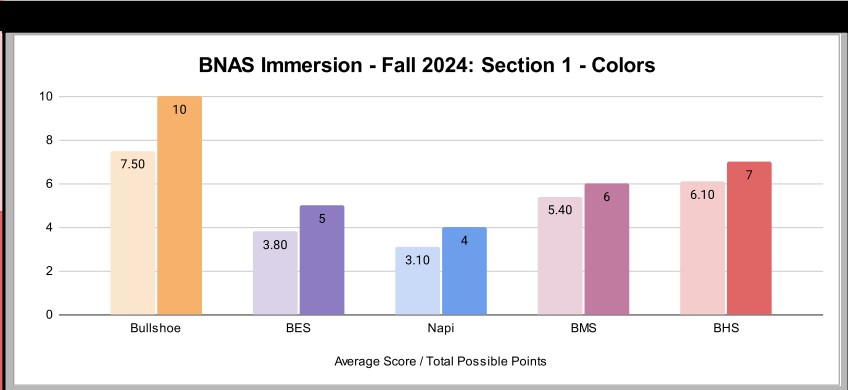
# BNAS Assessment - Fall 24/25 - Immersion

Buildings:		Bullshoe	BES	Napi	BMS	BHS
Overall Assessment	Average Score	37.90	56.60	89.20	71.80	128.90
	Total Possible Points	61	94	143	104	157

## Charts

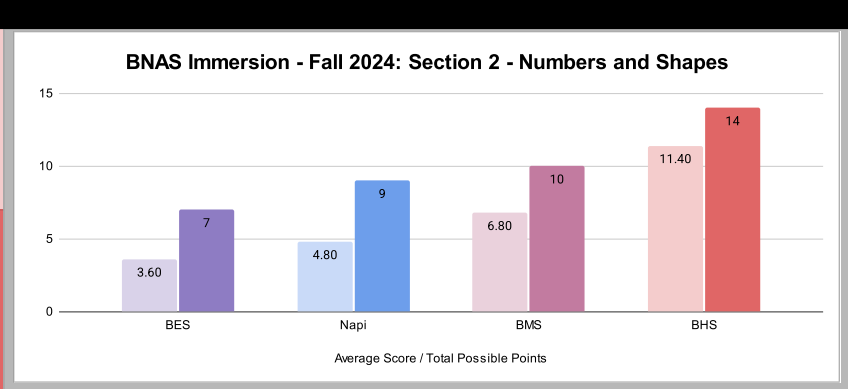


Section 1: Colors	Average Score	7.50	3.80	3.10	5.40	6.10
	Total Possible Points	10	5	4	6	7



\*\*\* Bullshoe - Section 1: Colors, Numbers and Shapes (no Section 2) \*\*\*

Section 2: Numbers and Shapes	Average Score	NA	3.60	4.80	6.80	11.40
	Total Possible Points	NA	7	9	10	14

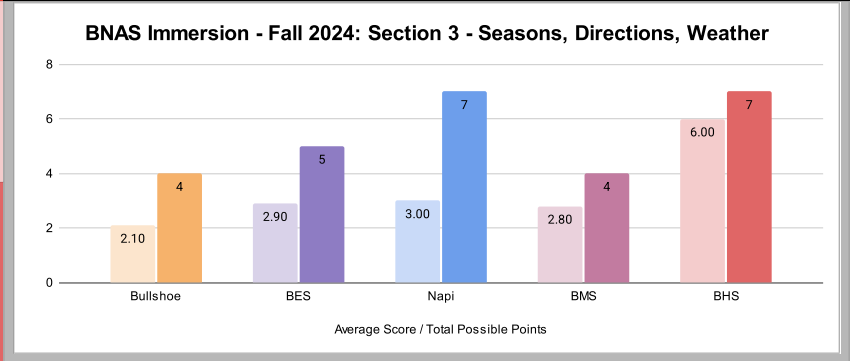


\*\*\* Bullshoe - Section 1: Colors, Numbers and Shapes (no Section 2) \*\*\*

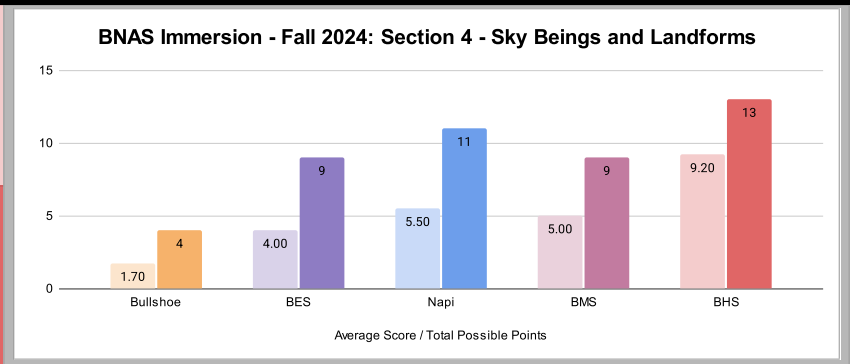
**BNAS Assessment - Fall 24/25 - Immersion**

**Charts**

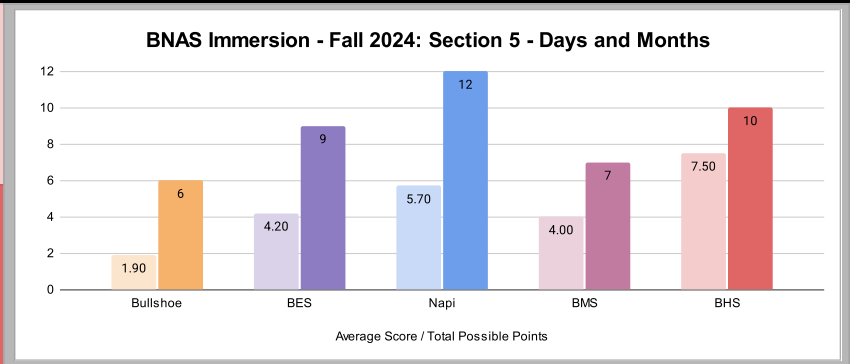
Buildings:		Bullshoe	BES	Napi	BMS	BHS
Section 3: Seasons, Directions, Weather	Average Score	2.10	2.90	3.00	2.80	6.00
	Total Possible Points	4	5	7	4	7



Section 4: Sky Beings and Landforms	Average Score	1.70	4.00	5.50	5.00	9.20
	Total Possible Points	4	9	11	9	13



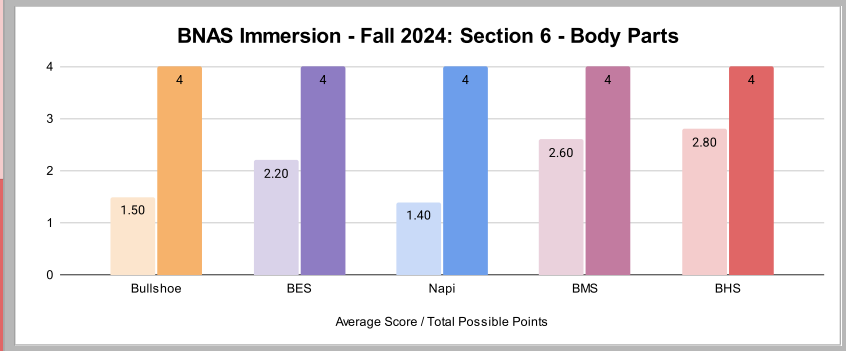
Section 5: Days and Months	Average Score	1.90	4.20	5.70	4.00	7.50
	Total Possible Points	6	9	12	7	10



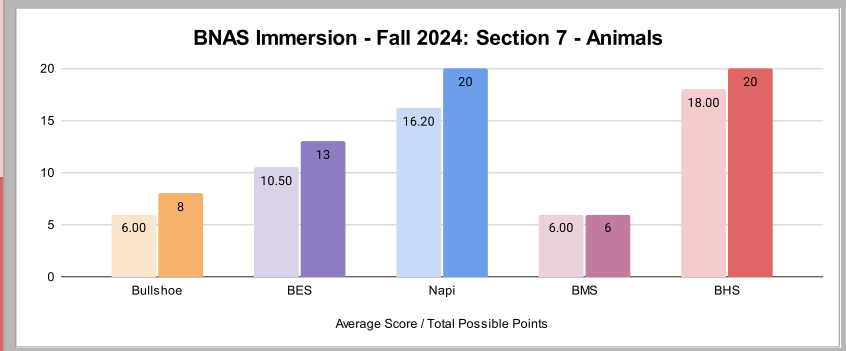
## BNAS Assessment - Fall 24/25 - Immersion

### Charts

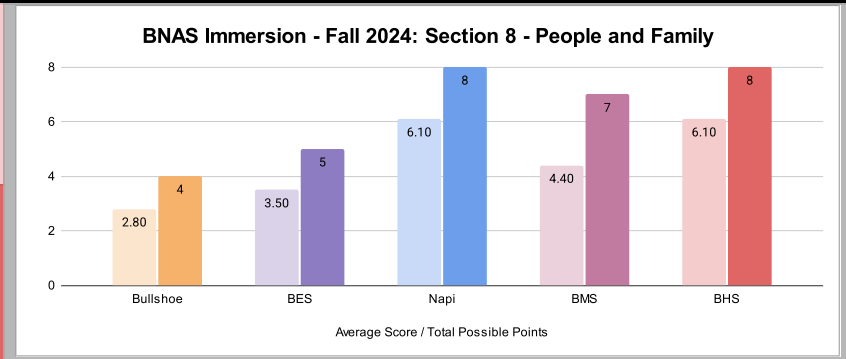
Buildings:		Bullshoe	BES	Napi	BMS	BHS
Section 6: Body Parts	Average Score	1.50	2.20	1.40	2.60	2.80
	Total Possible Points	4	4	4	4	4



Section 7: Animals	Average Score	6.00	10.50	16.20	6.00	18.00
	Total Possible Points	8	13	20	6	20



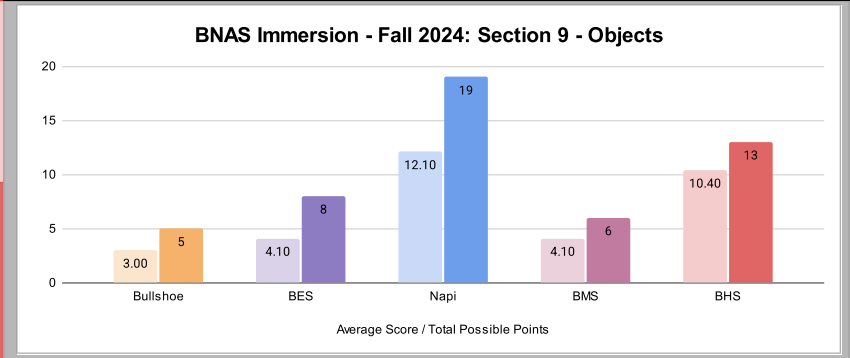
Section 8: People and Family	Average Score	2.80	3.50	6.10	4.40	6.10
	Total Possible Points	4	5	8	7	8



## BNAS Assessment - Fall 24/25 - Immersion

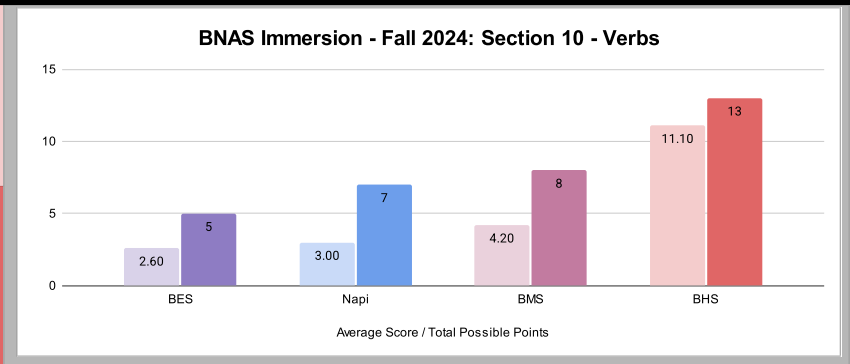
### Charts

Buildings:		Bullshoe	BES	Napi	BMS	BHS
Section 9: Objects	Average Score	3.00	4.10	12.10	4.10	10.40
	Total Possible Points	5	8	19	6	13



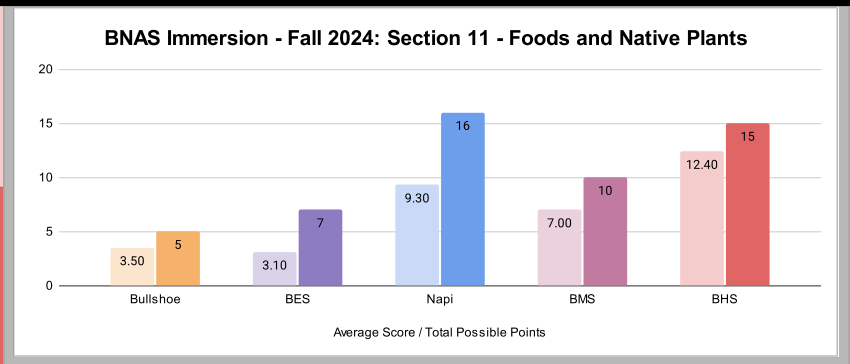
\*\*\* Bullshoe - Section 9: Objects and Verbs (no Section 10) \*\*\*

Section 10: Verbs	Average Score	NA	2.60	3.00	4.20	11.10
	Total Possible Points	NA	5	7	8	13



\*\*\* Bullshoe - Section 9: Objects and Verbs (no Section 10) \*\*\*

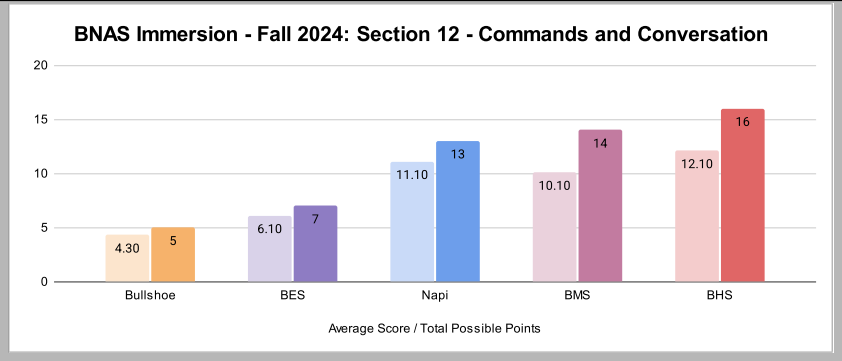
Section 11: Foods and Native Plants	Average Score	3.50	3.10	9.30	7.00	12.40
	Total Possible Points	5	7	16	10	15



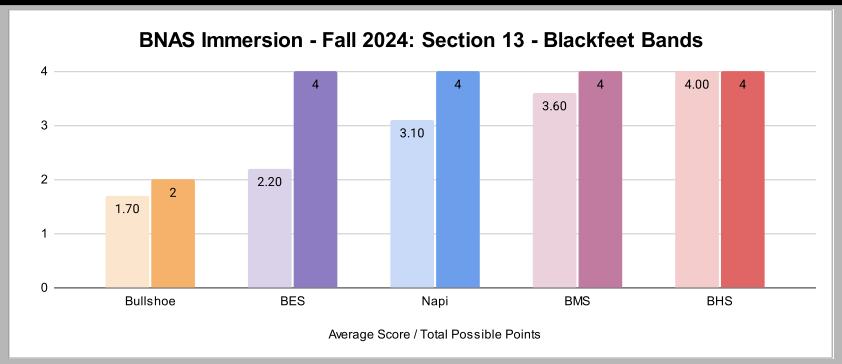
**BNAS Assessment - Fall 24/25 - Immersion**

**Charts**

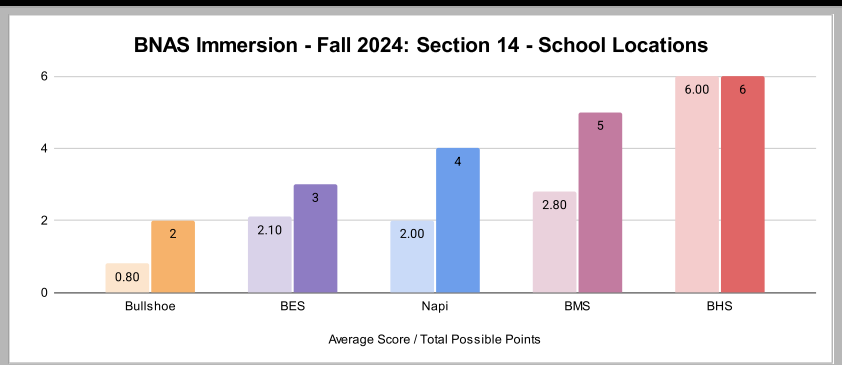
Buildings:		Bullshoe	BES	Napi	BMS	BHS
Section 12: Commands and Conversation	Average Score	4.30	6.10	11.10	10.10	12.10
	Total Possible Points	5	7	13	14	16



Section 13: Blackfeet Bands	Average Score	1.70	2.20	3.10	3.60	4.00
	Total Possible Points	2	4	4	4	4



Section 14: School Locations	Average Score	0.80	2.10	2.00	2.80	6.00
	Total Possible Points	2	3	4	5	6



**BNAS Assessment - Fall 24/25 - Immersion**

Buildings:		Bullshoe	BES	Napi	BMS	BHS
Section 15: Locations	Average Score	1.10	1.70	2.80	3.00	5.80
	Total Possible Points	2	3	5	4	7

**Charts**

