



*Wharton County  
Junior College*



# *Monthly Financial Reports*

*February 2026*



## Revenue & Expenditure Summary

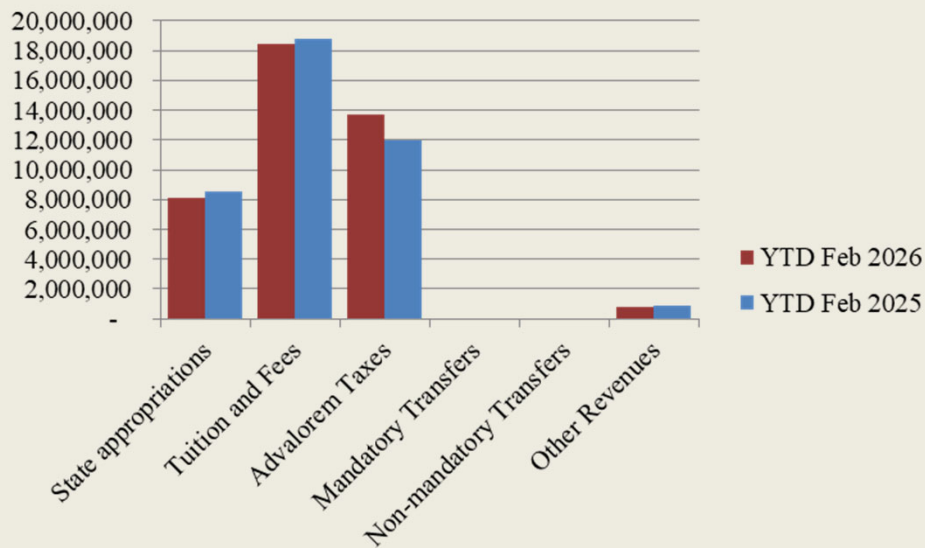
	FISCAL 2026				FISCAL 2025				% OF PRIOR YR ACTUAL
	Current Month	Y-T-D ACTUAL	Budget	% of Budget	Y-T-D ACTUAL	Budget	% of Budget		
<b>Fund 1000</b>									
<b>Revenues:</b>									
State appropriations	\$ 2,656,824	\$ 8,068,498	\$ 9,305,255	86.71%	\$ 8,530,174	\$ 9,305,255	91.67%	95%	
Tuition and Fees	(20,944)	18,404,842	22,435,934	82.03%	18,794,405	22,613,331	83.11%	98%	
Advalorem Taxes	2,550,494	13,725,007	14,174,976	96.83%	11,983,387	12,147,842	98.65%	115%	
Mandatory Transfers	-	-	422,369	0.00%	-	1,201,254	0.00%	0%	
Non-mandatory Transfers	-	-	1,976,066	0.00%	-	1,809,856	0.00%	0%	
Other Revenues	226,884	788,844	663,684	118.86%	900,377	667,900	134.81%	88%	
<b>Total Revenues</b>	<b>5,413,258</b>	<b>40,987,192</b>	<b>48,978,284</b>	<b>83.68%</b>	<b>40,208,343</b>	<b>47,745,438</b>	<b>84.21%</b>	<b>102%</b>	
<b>Expenditures:</b>									
Salaries	1,863,960	11,132,820	25,411,116	43.81%	10,686,769	24,236,885	44.09%	104%	
Employee Benefits	459,142	2,574,301	6,324,533	40.70%	2,341,262	6,243,456	37.50%	110%	
Capital Expenditures	21,382	274,364	1,773,828	15.47%	486,395	3,040,863	16.00%	56%	
Mandatory Transfers	-	-	-	-	-	-	0.00%	0%	
Non-mandatory Transfers	-	-	-	-	-	-	-	0%	
Other Expenditures	935,789	6,281,308	15,468,807	40.61%	6,692,197	14,224,234	47.05%	94%	
<b>Total expenditures</b>	<b>3,280,273</b>	<b>20,262,793</b>	<b>48,978,284</b>	<b>41.37%</b>	<b>20,206,623</b>	<b>47,745,438</b>	<b>42.32%</b>	<b>100%</b>	
<b>Net increase/ (decrease) in net assets</b>	<b>\$ 2,132,985</b>	<b>\$ 20,724,399</b>			<b>\$ 20,001,720</b>				
<b>Less Outstanding encumbrances</b>		<b>(3,334,179)</b>			<b>(3,332,865)</b>				
<b>Net increase less encumbrances</b>		<b>\$ 17,390,220</b>			<b>\$ 16,668,855</b>				

\* Note: Net student receivables in the amount of \$1,331,843.75 are currently outstanding. Tuition and fees are subject to collection in future periods.



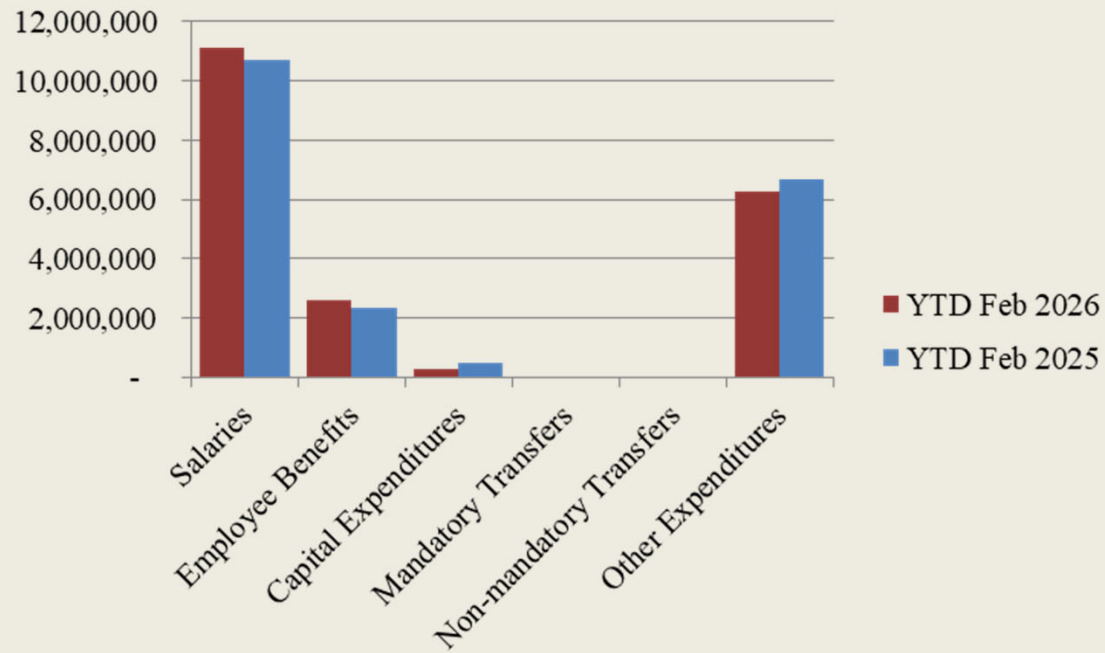
## ***Year to Date Revenues***

- State appropriation does not include the dynamic adjustment



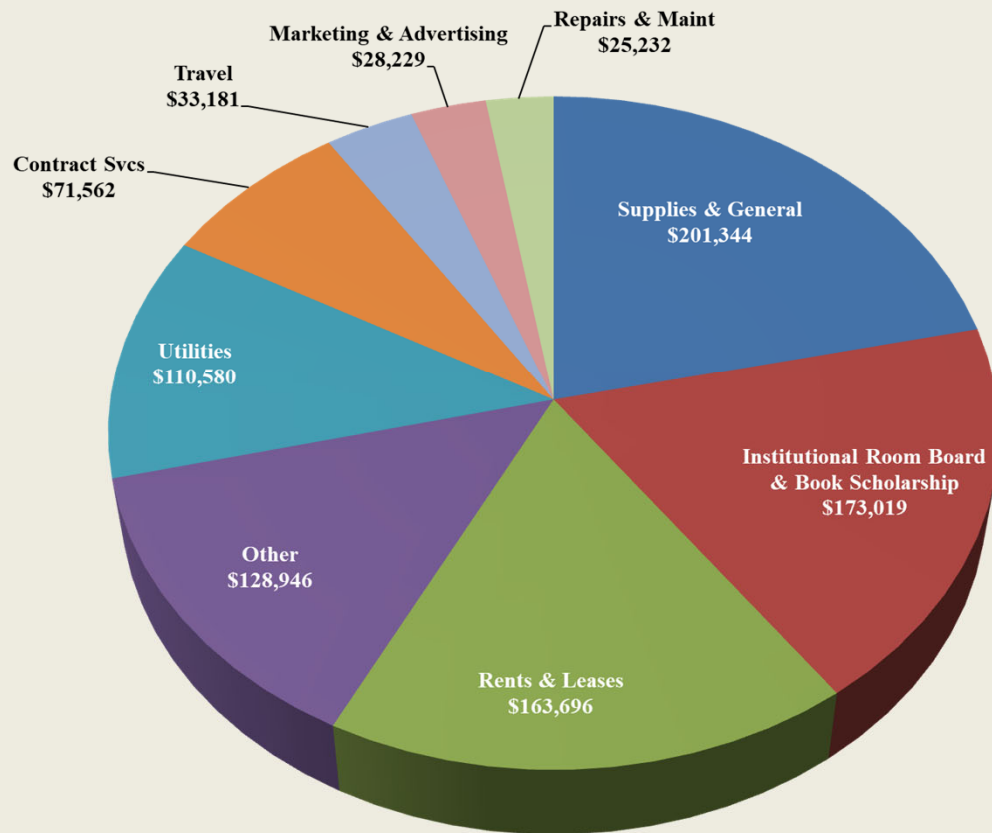


## ***Year to Date Expenses***





## *Other Expenses for February*



- Supplies includes \$46k for Saba Software, HR performance evaluation

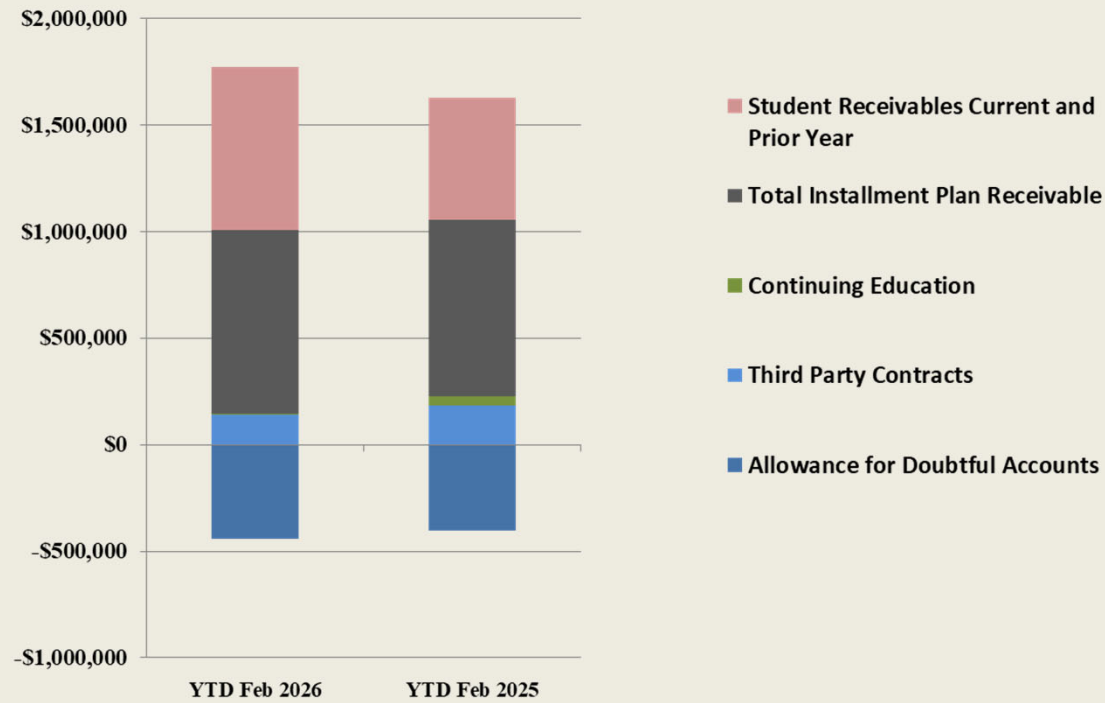


## ***Analysis of Student Receivable Outstanding As of February 28, 2026***

	2026	2025
Student Receivables Current and Prior Yr.	\$ 761,825.06	\$ 572,970.24
Installment Plan Receivable Due Fall Semester	\$ 125,189.23	\$ 92,199.17
Installment Plan Receivable Due Spring Semester	633,385.52	626,057.50
Installment Plan Receivable Summer I & II	0.00	0.00
Installment Plan Receivable Prior Years	103,496.93	105,946.53
Total Installment Plan Receivable	<u>\$ 862,071.68</u>	<u>\$ 824,203.20</u>
Third Party Contracts Receivable	\$ 140,065.00	\$ 184,544.35
Continuing Education Receivable	7,577.28	44,415.98
Allowance for Doubtful Accounts	(439,695.27)	(404,206.34)
Net Accounts Receivable	<u>\$ 1,331,843.75</u>	<u>\$ 1,221,927.43</u>



## AR by Category



# ***COMBINED BALANCE SHEET***

*(Funds included: GOVERNMENTAL FUND TYPES)*

Wharton County Junior College  
 Combined Balance Sheet--All Fund Types and Account Groups  
 28-FEB-2026  
 (With comparative totals for 28-FEB-2025 )  
 (amounts expressed in dollars)

Governmental Fund Types

	Current Unrestricted	Restricted Funds	Auxiliary Enterprise	Current Year 2026	Prior Year 2025
<b>ASSETS and OTHER DEBITS:</b>					
<b>ASSETS:</b>					
Cash	2,948,208	-1,096,439	282,403	2,134,173	4,865,306
Cash Investments	38,785,261	1,619,459	716,010	41,120,730	35,436,707
Accounts Receivable	1,443,722	5,681	51,747	1,501,150	1,438,338
Taxes Receivable	641,709	--	--	641,709	1,642,876
Local, St & Fed Agency Receivable		543,486	--	543,486	1,072,531
Deposits		--	--		
Due From Other Funds		79,897	1,000	80,897	1,253,531
Prepaid Expense		--	--		2,656
Property, Plant & Equipment		--	--		
Deferred Outflows	6,616,062	--	--	6,616,062	8,084,296
<b>TOTAL ASSETS AND OTHER DEBITS:</b>	<b>50,434,963</b>	<b>1,152,085</b>	<b>1,051,160</b>	<b>52,638,207</b>	<b>53,796,241</b>
<b>Liabilities, equity and other credits</b>					
<b>LIABILITIES:</b>					
Accounts Payable	428,682	--	29,001	457,683	485,090
Employee Benefits Payable	324,601	--	615	325,216	320,172
Payroll Taxes Payable	135	--	--	135	-9,438
Accrued Liabilities		--	--		
Deferred Revenue	736,168	791,914	--	1,528,082	1,512,212
Long Term Debt		--	--		
Net Pension Liability	8,366,637	--	--	8,366,637	9,751,478
Net OPEB Liability	26,537,906	--	--	26,537,906	26,537,906
Lease/SBITA Liab - Long Term		--	--		
Deposits Payable	12,128	--	72,517	84,645	80,395
Due To Other Funds	79,897	--	--	79,897	2,390,801
Scholarships-Designated Donations		-790,386	--	-790,386	-132,636
Scholarships-Non-designated	-155	91,247	--	91,092	168,914
Donatio					
Deferred Inflows	9,399,438	--	--	9,399,438	9,307,236
<b>TOTAL LIABILITIES:</b>	<b>45,885,438</b>	<b>92,775</b>	<b>102,133</b>	<b>46,080,345</b>	<b>50,412,129</b>
<b>EQUITY AND OTHER CREDITS:</b>					
Control Accounts		--	--		
Fund Balances		--	--		
Prior Year Fund Balance	-18,853,512	--	--	-18,853,512	-18,853,512
Endowment Fund-Original		--	--		
Endowment Fund-Income		--	--		
FB Professional Development		--	--		
FB Salary Equity		--	--		
FB Capital Equipment		--	--		
FB Investment Gain And Loss		--	--		
Fund Balance Receivables	-	--	--	-	-
Reserved-Undesignated		--	--		
FBTC Operating Fund Balance		--	--		
Plant Fund Balance		--	--		
Bond Fund Balance		--	--		
Scholarship		--	--		
Fund Balance-Rounding Diff		-	--	-	-
Fund Balances:					
Reserve for Encumbrance	3,334,179	45,012	51,082	3,430,273	3,732,544
Fund Balance	20,068,857	1,014,298	897,946	21,981,101	18,505,080
Reserve For Operations		--	--		
<b>TOTAL EQUITY AND OTHER CREDITS:</b>	<b>4,549,524</b>	<b>1,059,310</b>	<b>949,027</b>	<b>6,557,862</b>	<b>3,384,111</b>
<b>TOTAL LIABILITIES, EQUITY AND OTHER CREDITS:</b>	<b>50,434,963</b>	<b>1,152,085</b>	<b>1,051,160</b>	<b>52,638,207</b>	<b>53,796,241</b>

=====

REPORT FGRCOBS  
 COAS: W  
 FISCAL YEAR: 26

Wharton County Junior College  
 Combined Balance Sheet--All Fund Types and Account Groups  
 28-FEB-2026  
 (With comparative totals for 28-FEB-2025 )  
 (amounts expressed in dollars)

RUN DATE: 03/09/2026

Proprietary Fund Types

	Agency Funds	Current Year 2026	Prior Year 2025
<b>ASSETS and OTHER DEBITS:</b>			
<b>ASSETS:</b>			
Cash	8,430	8,430	46,241
Cash Investments	172,400	172,400	180,101
Accounts Receivable	-	-	-
Taxes Receivable			
Local, St & Fed Agency Receivable			
Deposits			
Due From Other Funds			
Prepaid Expense			
Property, Plant & Equipment			
Deferred Outflows			
<b>TOTAL ASSETS AND OTHER DEBITS:</b>	<b>180,830</b>	<b>180,830</b>	<b>226,342</b>
<b>Liabilities, equity and other credits</b>			
<b>LIABILITIES:</b>			
Accounts Payable	203	203	
Employee Benefits Payable	-	-	-
Payroll Taxes Payable			
Accrued Liabilities			
Deferred Revenue			
Long Term Debt			
Net Pension Liability			
Net OPEB Liability			
Lease/SBITA Liab - Long Term			
Deposits Payable	175,435	175,435	222,042
Due To Other Funds	1,000	1,000	
Scholarships-Designated Donations			
Scholarships-Non-designated			
Donatio			
Deferred Inflows			
<b>TOTAL LIABILITIES:</b>	<b>176,639</b>	<b>176,639</b>	<b>222,042</b>
<b>EQUITY AND OTHER CREDITS:</b>			
Control Accounts	4,191	4,191	4,300
Fund Balances			
Prior Year Fund Balance			
Endowment Fund-Original			
Endowment Fund-Income			
FB Professional Development			
FB Salary Equity			
FB Capital Equipment			
FB Investment Gain And Loss			
Fund Balance Receivables			
Reserved-Undesignated			
FBTC Operating Fund Balance			
Plant Fund Balance			
Bond Fund Balance			
Scholarship			
Fund Balance-Rounding Diff			
Fund Balances:			
Reserve for Encumbrance			
Fund Balance			
Reserve For Operations			
<b>TOTAL EQUITY AND OTHER CREDITS:</b>	<b>4,191</b>	<b>4,191</b>	<b>4,300</b>
<b>TOTAL LIABILITIES, EQUITY AND OTHER CREDITS:</b>	<b>180,830</b>	<b>180,830</b>	<b>226,342</b>
=====	=====	=====	=====

Wharton County Junior College  
 Combined Balance Sheet--All Fund Types and Account Groups  
 28-FEB-2026  
 (With comparative totals for 28-FEB-2025 )  
 (amounts expressed in dollars)

Fiduciary Fund Types

	Quasi Endowment Fund	Endowment Funds	Current Year 2026	Prior Year 2025
<b>ASSETS and OTHER DEBITS:</b>				
<b>ASSETS:</b>				
Cash		1,068,005	1,068,005	331,645
Cash Investments		14,803,043	14,803,043	14,114,985
Accounts Receivable		24,074	24,074	33,407
Taxes Receivable		--	--	--
Local, St & Fed Agency Receivable		--	--	--
Deposits		--	--	--
Due From Other Funds		--	--	--
Prepaid Expense		--	--	--
Property, Plant & Equipment		--	--	--
Deferred Outflows		--	--	--
<b>TOTAL ASSETS AND OTHER DEBITS:</b>		<b>15,895,121</b>	<b>15,895,121</b>	<b>14,480,037</b>
<b>Liabilities, equity and other credits</b>				
<b>LIABILITIES:</b>				
Accounts Payable		--	--	--
Employee Benefits Payable		--	--	--
Payroll Taxes Payable		--	--	--
Accrued Liabilities		--	--	--
Deferred Revenue		--	--	--
Long Term Debt		--	--	--
Net Pension Liability		--	--	--
Net OPEB Liability		--	--	--
Lease/SBITA Liab - Long Term		--	--	--
Deposits Payable		--	--	--
Due To Other Funds		--	--	--
Scholarships-Designated Donations		--	--	--
Scholarships-Non-designated		--	--	--
Donatio		--	--	--
Deferred Inflows		--	--	--
<b>TOTAL LIABILITIES:</b>				
<b>EQUITY AND OTHER CREDITS:</b>				
Control Accounts		--	--	--
Fund Balances		--	--	--
Prior Year Fund Balance		--	--	--
Endowment Fund-Original		--	--	--
Endowment Fund-Income		--	--	--
FB Professional Development		--	--	--
FB Salary Equity		--	--	--
FB Capital Equipment		--	--	--
FB Investment Gain And Loss		--	--	--
Fund Balance Receivables		--	--	--
Reserved-Undesignated		--	--	--
FBTC Operating Fund Balance		--	--	--
Plant Fund Balance		--	--	--
Bond Fund Balance		--	--	--
Scholarship		--	--	--
Fund Balance-Rounding Diff		--	--	--
<b>Fund Balances:</b>				
Reserve for Encumbrance		--	--	--
Fund Balance		15,895,121	15,895,121	14,480,037
Reserve For Operations		--	--	--
<b>TOTAL EQUITY AND OTHER CREDITS:</b>		<b>15,895,121</b>	<b>15,895,121</b>	<b>14,480,037</b>
<b>TOTAL LIABILITIES, EQUITY AND OTHER CREDITS:</b>		<b>15,895,121</b>	<b>15,895,121</b>	<b>14,480,037</b>

=====

Wharton County Junior College  
 Combined Balance Sheet--All Fund Types and Account Groups  
 28-FEB-2026  
 (With comparative totals for 28-FEB-2025 )  
 (amounts expressed in dollars)

	Account Groups					
	Unexpended Plant Fund	Repair and Replacement	Debt Retirement Bond Fund	Investment in Plant Fund	Current Year 2026	Prior Year 2025
<b>ASSETS and OTHER DEBITS:</b>						
<b>ASSETS:</b>						
Cash	-7,925,442	8,075,119	241	6,000	155,918	177,211
Cash Investments	17,874,921	--	454,074	--	18,328,995	10,949,204
Accounts Receivable	39,655	--	--	--	39,655	26,434
Taxes Receivable	--	--	--	--	--	--
Local, St & Fed Agency Receivable	--	--	--	--	--	--
Deposits	--	--	--	--	--	--
Due From Other Funds	--	--	--	--	--	2,000,000
Prepaid Expense	--	--	--	--	--	--
Property, Plant & Equipment	--	--	--	48,845,099	48,845,099	47,119,564
Deferred Outflows	--	--	--	--	--	--
<b>TOTAL ASSETS AND OTHER DEBITS:</b>	<b>9,989,135</b>	<b>8,075,119</b>	<b>454,315</b>	<b>48,851,099</b>	<b>67,369,667</b>	<b>60,272,412</b>
<b>Liabilities, equity and other credits</b>						
<b>LIABILITIES:</b>						
Accounts Payable	--	--	--	--	--	--
Employee Benefits Payable	--	--	--	--	--	--
Payroll Taxes Payable	--	--	--	--	--	--
Accrued Liabilities	--	--	--	2,448,921	2,448,921	2,448,921
Deferred Revenue	--	--	--	--	--	--
Long Term Debt	--	--	--	--	--	--
Net Pension Liability	--	--	--	--	--	--
Net OPEB Liability	--	--	--	--	--	--
Lease/SBITA Liab - Long Term	--	--	--	5,357,450	5,357,450	5,357,450
Deposits Payable	--	--	--	--	--	--
Due To Other Funds	--	--	--	--	--	862,730
Scholarships-Designated Donations	--	--	--	--	--	--
Scholarships-Non-designated	--	--	--	--	--	--
Donatio	--	--	--	--	--	--
Deferred Inflows	--	--	--	--	--	--
<b>TOTAL LIABILITIES:</b>				<b>7,806,371</b>	<b>7,806,371</b>	<b>8,669,101</b>
<b>EQUITY AND OTHER CREDITS:</b>						
Control Accounts	--	--	--	--	--	--
Fund Balances	--	--	--	--	--	--
Prior Year Fund Balance	--	--	--	--	--	--
Endowment Fund-Original	--	--	--	--	--	--
Endowment Fund-Income	--	--	--	--	--	--
FB Professional Development	--	--	--	--	--	--
FB Salary Equity	--	--	--	--	--	--
FB Capital Equipment	--	--	--	48,080,698	48,080,698	43,976,659
FB Investment Gain And Loss	--	--	--	--	--	--
Fund Balance Receivables	--	--	--	--	--	--
Reserved-Undesignated	--	--	--	--	--	--
FBTC Operating Fund Balance	--	--	--	--	--	--
Plant Fund Balance	--	--	--	--	--	--
Bond Fund Balance	--	--	--	--	--	--
Scholarship	--	--	--	--	--	--
Fund Balance-Rounding Diff	--	--	--	--	--	--
Fund Balances:						
Reserve for Encumbrance	--	--	--	--	--	--
Fund Balance	8,925,882	7,390,902	454,315	-5,288,500	11,482,598	7,626,652
Reserve For Operations	--	--	--	--	--	--
<b>TOTAL EQUITY AND OTHER CREDITS:</b>	<b>8,925,882</b>	<b>7,390,902</b>	<b>454,315</b>	<b>42,792,198</b>	<b>59,563,296</b>	<b>51,603,311</b>
<b>TOTAL LIABILITIES, EQUITY AND OTHER CREDITS:</b>	<b>8,925,882</b>	<b>7,390,902</b>	<b>454,315</b>	<b>50,598,569</b>	<b>67,369,667</b>	<b>60,272,412</b>

=====

REPORT FGRCOBS Wharton County Junior College RUN DATE: 03/09/2026  
 Combined Balance Sheet--All Fund Types and Account Groups  
 28-FEB-2026  
 (With comparative totals for 28-FEB-2025 )  
 (amounts expressed in dollars)

Memorandum Only

	Current Year 2026	Prior Year 2025
<b>ASSETS and OTHER DEBITS:</b>		
<b>ASSETS:</b>		
Cash	3,366,525	5,420,403
Cash Investments	74,425,168	60,680,996
Accounts Receivable	1,564,879	1,498,180
Taxes Receivable	641,709	1,642,876
Local, St & Fed Agency Receivable	543,486	1,072,532
Deposits		
Due From Other Funds	80,897	3,253,531
Prepaid Expense		2,656
Property, Plant & Equipment	48,845,099	47,119,564
Deferred Outflows	6,616,062	8,084,296
<b>TOTAL ASSETS AND OTHER DEBITS:</b>	<b>136,083,825</b>	<b>128,775,032</b>
<b>Liabilities, equity and other credits</b>		
<b>LIABILITIES:</b>		
Accounts Payable	457,886	485,090
Employee Benefits Payable	325,216	320,172
Payroll Taxes Payable	135	-9,438
Accrued Liabilities	2,448,921	2,448,921
Deferred Revenue	1,528,082	1,512,212
Long Term Debt		
Net Pension Liability	8,366,637	9,751,478
Net OPEB Liability	26,537,906	26,537,906
Lease/SBITA Liab - Long Term	5,357,450	5,357,450
Deposits Payable	260,080	302,437
Due To Other Funds	80,897	3,253,531
Scholarships-Designated Donations	-790,386	-132,636
Scholarships-Non-designated	91,092	168,914
Donatio		
Deferred Inflows	9,399,438	9,307,236
<b>TOTAL LIABILITIES:</b>	<b>54,063,355</b>	<b>59,303,273</b>
<b>EQUITY AND OTHER CREDITS:</b>		
Control Accounts	4,191	4,300
Fund Balances		
Prior Year Fund Balance	-18,853,512	-18,853,512
Endowment Fund-Original		
Endowment Fund-Income		
FB Professional Development		
FB Salary Equity		
FB Capital Equipment	48,080,698	43,976,659
FB Investment Gain And Loss		
Fund Balance Receivables	-	-
Reserved-Undesignated		
FBTC Operating Fund Balance		
Plant Fund Balance		
Bond Fund Balance		
Scholarship		
Fund Balance-Rounding Diff	-	-
Fund Balances:		
Reserve for Encumbrance	3,430,273	3,732,544
Fund Balance	49,358,820	40,611,769
Reserve For Operations		
<b>TOTAL EQUITY AND OTHER CREDITS:</b>	<b>82,020,470</b>	<b>69,471,759</b>
<b>TOTAL LIABILITIES, EQUITY AND OTHER CREDITS:</b>	<b>136,083,825</b>	<b>128,775,032</b>
=====	=====	=====