

The background of the slide features a blurred image of a laptop screen. On the left side of the screen, a line graph with a blue line is visible. Below it, a pie chart with green and blue segments is shown. The rest of the screen is out of focus. The title text is overlaid on the right side of the slide.


# Data Collection & Visualization

October 8, 2024

## **Data Collection (Infinite Campus)**



# What Data Do We Collect in *Infinite Campus* ?



**Data Collection  
(Infinite  
Campus)**



## 2023-2024 Local Assessment Data Points Collected in Infinite Campus

Kindergarten	99
Grade 1	71
Grade 2	63
Grade 3	55
Grade 4	60
Grade 5	58
Grade 6	30
Grade 7	22
Grade 8	22

**Data Collection  
(Infinite  
Campus)**

**DataViz Design  
(Tableau)**



**Data Collection  
(Infinite  
Campus)**

**DataViz Design  
(Tableau)**

**Data Visualization &  
Analysis  
(Infinite Campus)**



# DATA USERS



Teachers



Student Study  
Team



Parents



Administrators



# Teacher Data Workbook

## This DataViz:

- presents all the assessment data collected in the current school year in one place including district universal screens, easyCBM, and state assessments (ex: SBA, NGSS, SAT)
- provides the assessment data from the prior spring trimester at the beginning of school year;
- is color coded to highlight the scores that are below or above the proficient level;
- filters data to allow users to view numbers in a more insightful way.







# SST Data Workbooks

## Student Study Team DATA WORKBOOK

Select Content Area: ELA Grade: 02 Select Teacher: (All)

Class Roster

F&S/TC Reading Level	G2T1-Reading Level	F
	G2T2-Reading Level	J
	G2T3-Reading Level	M
	G3T1-Reading Level	N
	G3T2-Reading Level	O

Foundations	G2T1-Unit 1	56
	G2T1-Unit 2	52
	G2T1-Unit 3	64
	G2T1-Unit 4	81
	G2T1-Unit 5	77
	G2T2-Unit 17	80
	G2T2-Unit 6	68
	G2T2-Unit 7	76
	G2T2-Unit 8	60
	G2T2-Unit 9	84
	G2T3-Unit 10	88
	G2T3-Unit 11	92
	G2T3-Unit 12	84
	G3T1-Unit 1	84
	G3T1-Unit 2	68
	G3T1-Unit 3	76
G3T2-Unit 6	60	
00-ELA-GR3	72	
G3T2-Unit 5	96	
G3T3-Unit 8	36	

Days Absent

11 Not Chronically Absent

Home Language

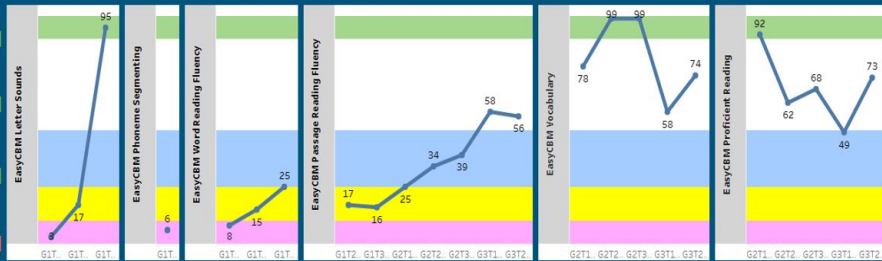
NO

English Language Learner

NO

Special Education

YES




ing System

Behavior Weight: 33 Attendance Weight: 33 Grade: (All) Grading Tasks To Include: (All) Excuse Codes To Include: (All)

the Measure to Show

Click a bar from the left column to see student details  
Hover over bars or boxes for specific details





# Student Profile Sheet

## MADISON PUBLIC SCHOOLS STUDENT PROFILE SHEET 2023-2024 SPRING

Student Name \_\_\_\_\_ Grade \_\_\_\_\_  
03  
Select School Year \_\_\_\_\_ Select Trimester \_\_\_\_\_  
2023-2024 SPRING

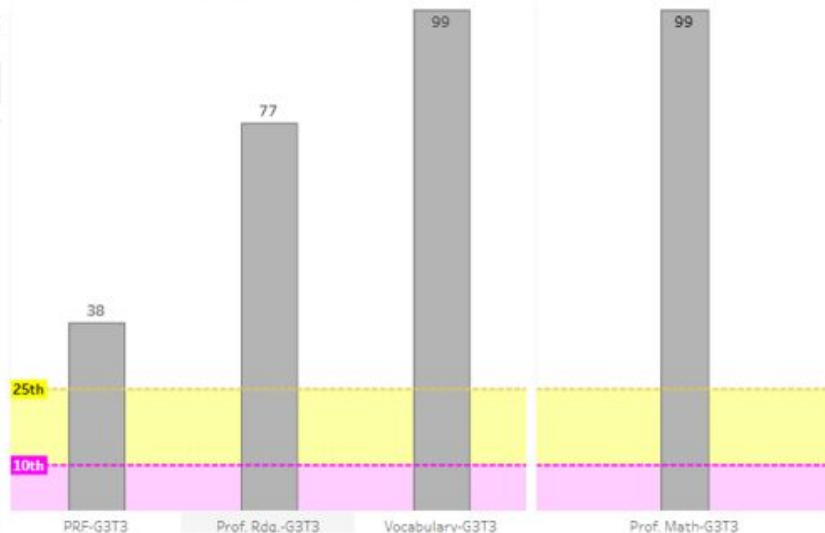
### District SPRING Assessments

Spring Addition-G3T3 100  
M-Fact Fluency  
Spring Multiplication (0-5 & 10)-G3T3 90

### EasyCBM SPRING Benchmarks

#### English Language Arts

#### Mathematics





# Aggregate Data Review

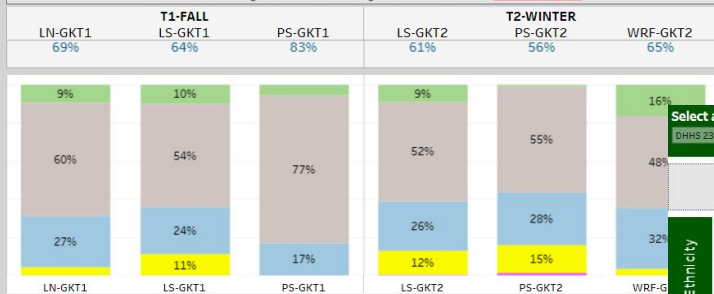
## GRADE-LEVEL EASYCBM REPORT

School Year: 2022-2023  
Content Area: ELA  
Test Grade: Kindergarten  
School: (All)

### Overall Risk Analysis



### 2022-2023 Kindergarten ELA Percentage of Students Above 50th Percentile

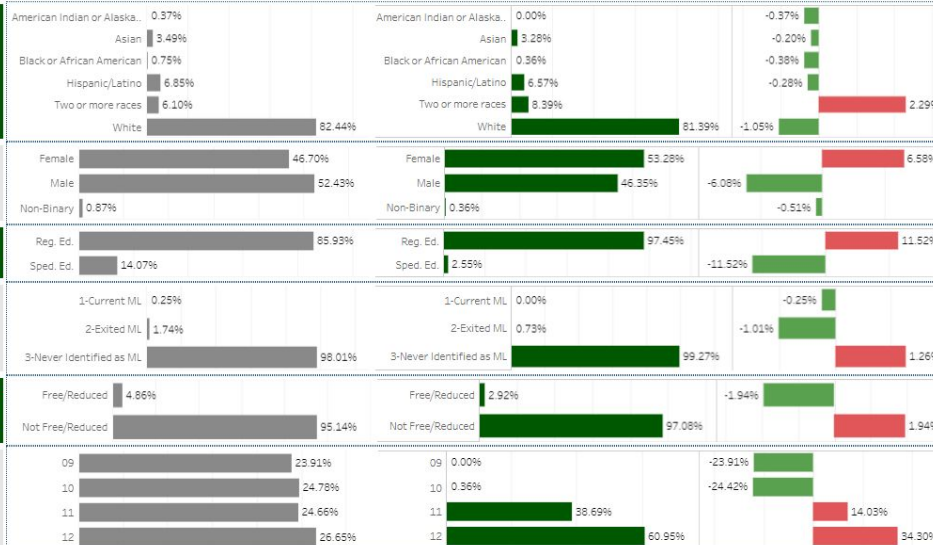


## Equity Status - Course Enrollments

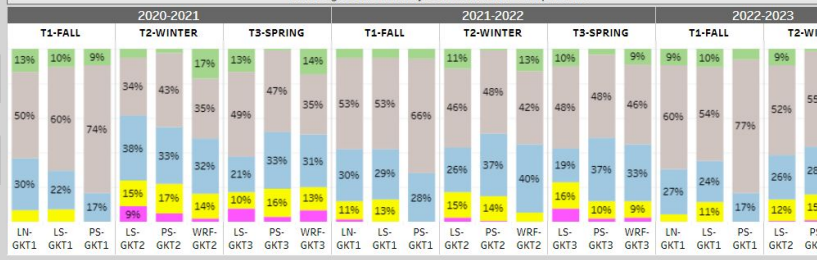
Select Course Level: College

Total # of Students: 803

Total # of Students Enrolled in the Course Level: 274



### Kindergarten ELA EasyCBM Multi-Year Comparison





Questions?