

DENTON ISD BUDGET UPDATE

Board of Trustees

April 23, 2024



AGENDA

- 2023-2024 Average Daily Attendance
- Review of Property Values
- Review of 2023-2024 Revenue
- 2024-2025 Revenue Assumptions
- 2024-2025 Projected Revenue

TIMELINE FOR FY25 BUDGET JULY 1ST – JUNE 30TH

December / January

- Finalize Budget Calendar
- Demographer Projections
- Campus Enrollment Projections
- Begin Budget Workshops with Board of Trustees

February

- Distribute Campus and Department Budgets
- Receive Budget Requests
- FY24 Revenue
- FY25 Revenue Assumptions

March

- Review Budget Requests
- Assist Campuses and Departments with Budget Entry
- FY24 Revenue
- FY25 Revenue Assumptions

April

- Budget Submittals Due
- Projected Property Values
- Review Debt Structure
- Projected FY25 Revenues and Expenditures

TIMELINE FOR FY25 BUDGET JULY 1ST – JUNE 30TH

May

- Compensation Plan Discussions
- Projected Revenue And Expenditures
- Set Time, Date, and Place for Public Hearing
- Publish Public Notice Accordingly

June

- Public Hearing
- Budget Compilation
- Board of Trustees Considers Adoption of Budgets

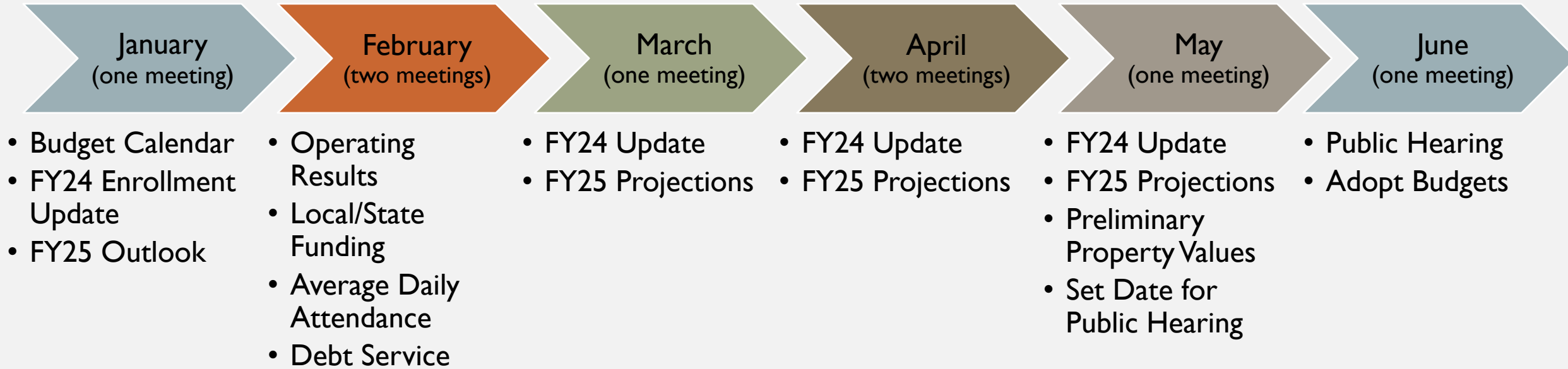
July/August

- Certified Values
- TEA Assigns Tax Rate

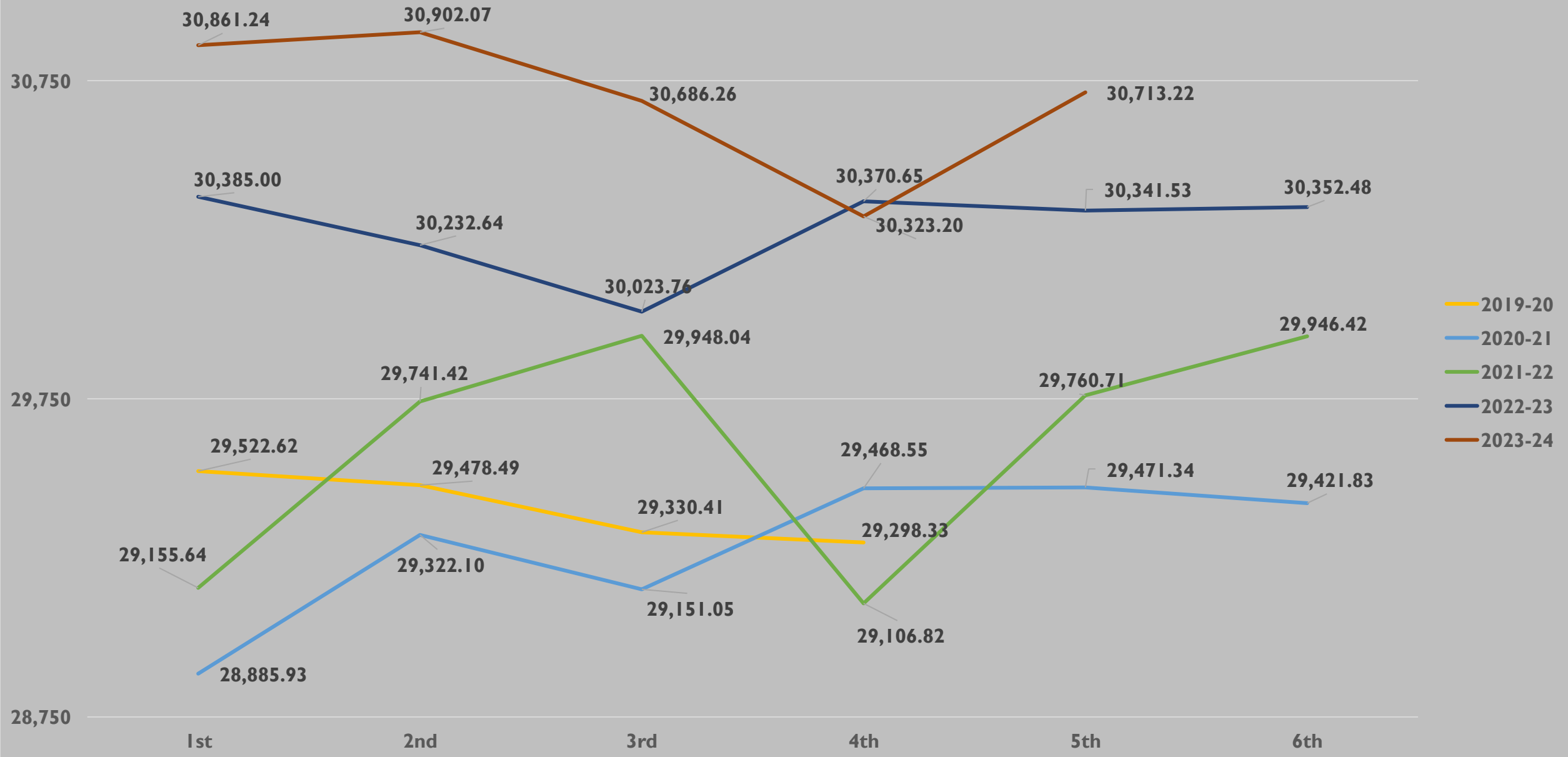
September

- Tax Rate Adoption Process

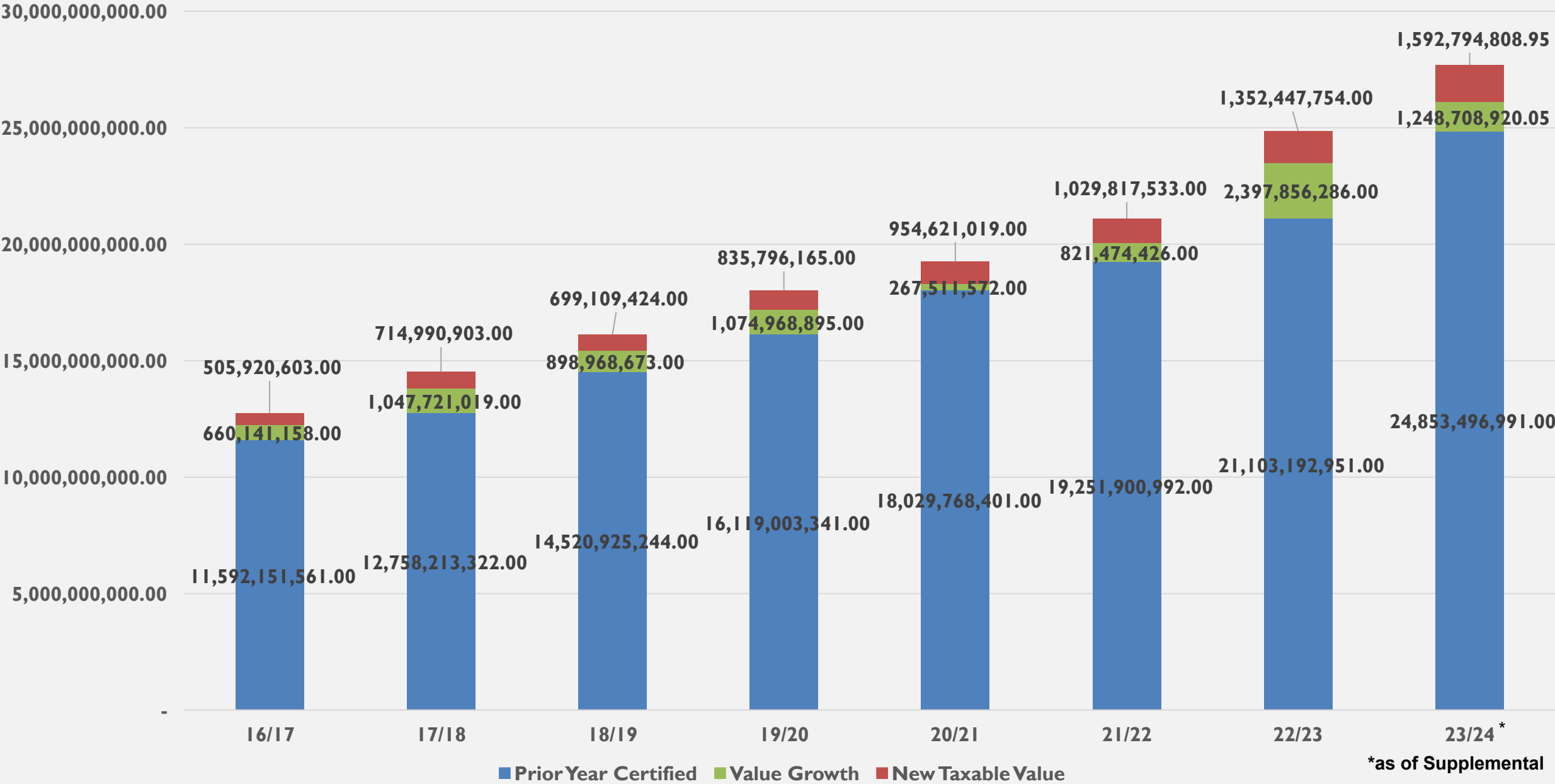
BOARD OF TRUSTEES BUDGET PLANNING WORKSHOPS



Denton ISD ADA Comparison by Six Weeks



Denton Independent School District
Property Value Growth Over Prior Year Certified



2023-2024 ADOPTED BUDGET
AS COMPARED TO THE
2023-2024 AMENDED BUDGET

	2023-2024 Adopted Budget	Variance	2023-2024 Amended Budget
Property Taxes	251,559,490	(51,211,686)	200,347,804
Other Local Revenue	7,362,600	5,959,384	13,321,984
State Funding	49,957,272	53,661,853	103,619,125
Federal Funding	5,350,000	(1,519,417)	3,830,583
Other	1,000,000	220,778	1,220,778
Total Revenue	315,229,362	7,110,912	322,340,274

2024-2025 REVENUE ASSUMPTIONS

Average Daily Attendance

31,000

Property Value Growth
Estimate

10%

2023-2024 AMENDED BUDGET
AS COMPARED TO THE
2024-2025 PROPOSED BUDGET

	2023-2024 Amended Budget	Variance	2024-2025 Proposed Budget
Property Taxes	200,347,804	17,535,869	217,883,673
Other Local Revenue	13,321,984	(4,124,884)	9,197,100
State Funding	103,619,125	(16,408,766)	87,210,359
Federal Funding	3,830,583	1,519,417	5,350,000
Other	1,220,778	(220,778)	1,000,000
Total Revenue	322,340,274	(1,699,142)	320,641,132

2023-2024 ADOPTED BUDGET
AS COMPARED TO THE
2024-2025 PROPOSED BUDGET

	2023-2024 Adopted Budget	Variance	2024-2025 Proposed Budget
Property Taxes	251,559,490	(33,675,817)	217,883,673
Other Local Revenue	7,362,600	1,834,500	9,197,100
State Funding	49,957,272	37,253,087	87,210,359
Federal Funding	5,350,000	-	5,350,000
Other	1,000,000	-	1,000,000
Total Revenue	315,229,362	5,411,770	320,641,132

2024-2025 BUDGET PRIORITIES



QUESTIONS?