


# Mid-Year Student Achievement Report Fall 2024

---



Committee of the Whole  
February 5, 2025

# Agenda



- ❑ Winter Benchmarking
- ❑ FastBridge Growth
- ❑ MAP Growth and Achievement
- ❑ Key Takeaways

# Winter Benchmarking



- ❑ Formative Assessment/Progress Monitoring
- ❑ Temperature Check to Inform Instruction
- ❑ Assessments Include:
  - ❑ FastBridge - Kdg through 5th
  - ❑ MAP Assessment - 2nd through 8th
  - ❑ iReady (Math Only) - Kdg through 5th

# FastBridge Reading Mid-Year Growth

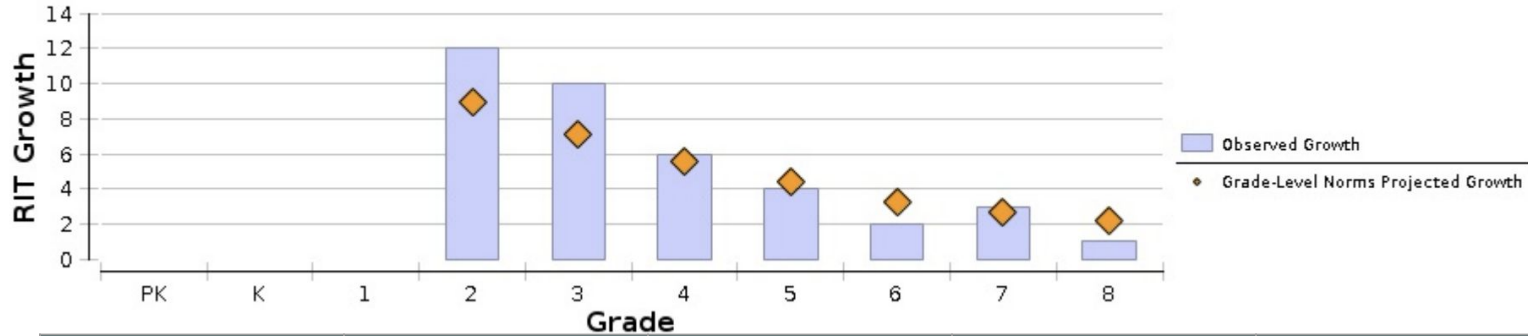


<b>Grade</b>	<b>Same Level of Support</b>	<b>Decrease Level of Support</b>	<b>Increase Level of Support</b>
<b>Kindergarten</b>	88%	6%	6%
<b>First Grade</b>	88%	5%	7%

# MAP Reading (K-5) Fall to Winter Growth and Achievement




Language Arts: Reading

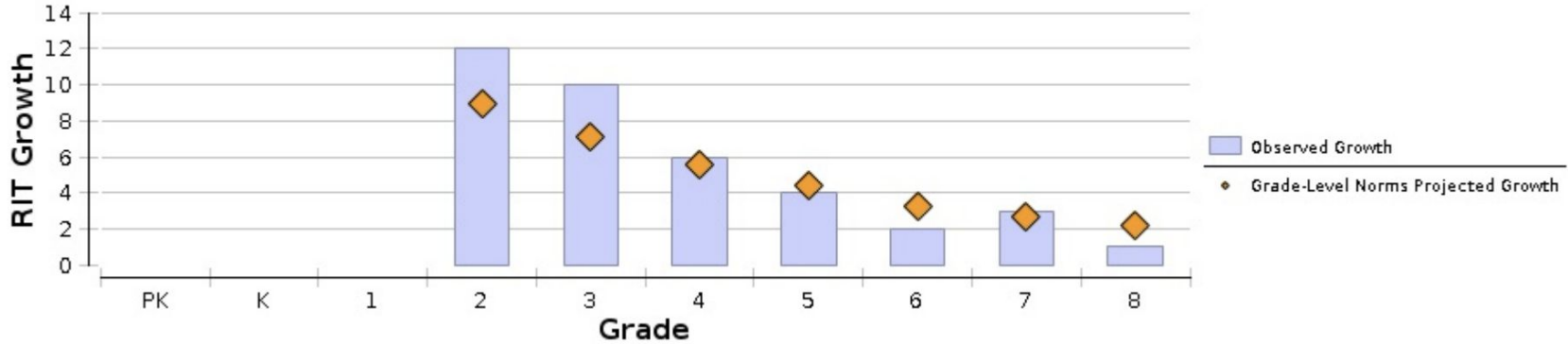


Grade	Fall 2024 Avg RIT	Achievement Percentile	Winter 2025 Avg RIT	Achievement Percentile
2nd	179.9	88th	191.9	94th
3rd	191.6	76th	201.4	85th
4th	205.0	88th	211.4	90th
5th	213.1	89th	217.0	87th

# MAP Reading (6-8) Fall to Winter Growth and Achievement



Language Arts: Reading




Grade	Fall 2024 Avg RIT	Achievement Percentile	Winter 2025 Avg RIT	Achievement Percentile
6th	220.2	92nd	222.0	88th
7th	223.0	89th	225.8	89th
8th	227.9	90th	229.2	87th

# FastBridge Math Mid-Year Growth

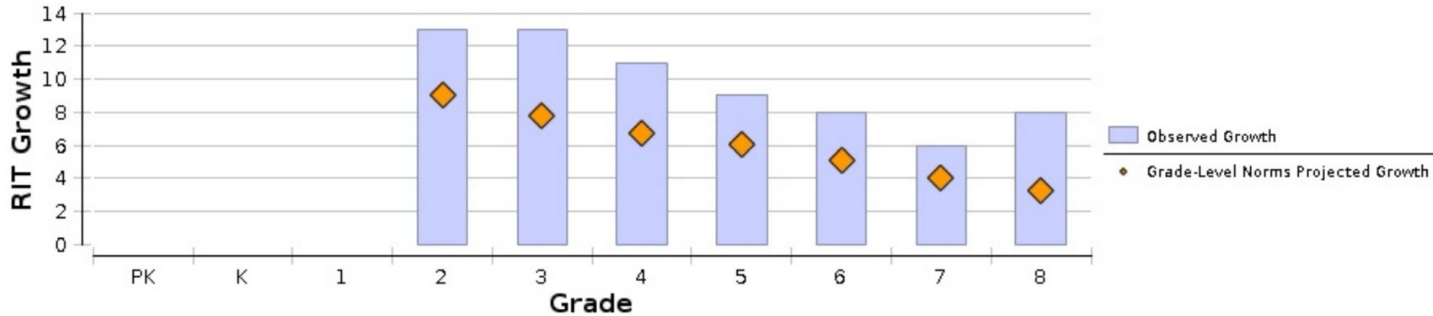


<b>Grade</b>	<b>Same Level of Support</b>	<b>Decrease Level of Support</b>	<b>Increase Level of Support</b>
<b>Kindergarten</b>	89%	8%	3%
<b>First Grade</b>	91%	6%	3%

# MAP Math (K-5) Fall to Winter Growth and Achievement



Math: Math K-12




Grade	Fall 2024 Avg RIT	Achievement Percentile	Winter 2025 Avg RIT	Achievement Percentile
<b>2nd</b>	177.2	65th	190.5	86th
<b>3rd</b>	190.6	64th	203.2	87th
<b>4th</b>	205.1	80th	215.9	92nd
<b>5th</b>	217.5	87th	226.0	93rd



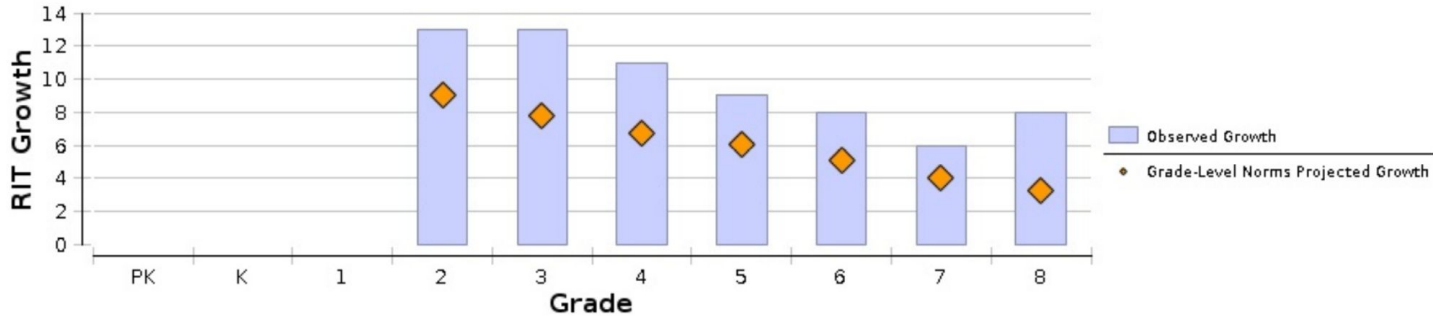
# MAP MAP (6-8)

## Fall to Winter

### Growth and Achievement



Math: Math K-12



Grade	Fall 2024 Avg RIT	Achievement Percentile	Winter 2025 Avg RIT	Achievement Percentile
6th	223.5	87th	231.4	93rd
7th	229.1	85th	235.4	90th
8th	234.3	83rd	242.7	93rd



# Key Takeaways

- ❑ **Effective Tier 1 Instruction:** Reading and math instruction continue to meet core (Tier 1) needs.
- ❑ **MTSS Success:** At least 3% of kindergarten and first-grade students have successfully exited MTSS support in both reading and math.
- ❑ **Math Progress:** Kindergarten and first-grade math students are showing more decreases in their level of support than increases
- ❑ **Growth Exceeding Projections:** All grade levels are exceeding projected growth in reading and math at the mid-year check-in.
- ❑ **Reading Improvement:** RIT scores in reading have increased across all grade levels.
- ❑ **Target Support Continues:** WIN and intervention support will continue, guided by MAP, FastBridge, IXL, and ALEKS progress monitoring data.



Thank you.  
Questions?