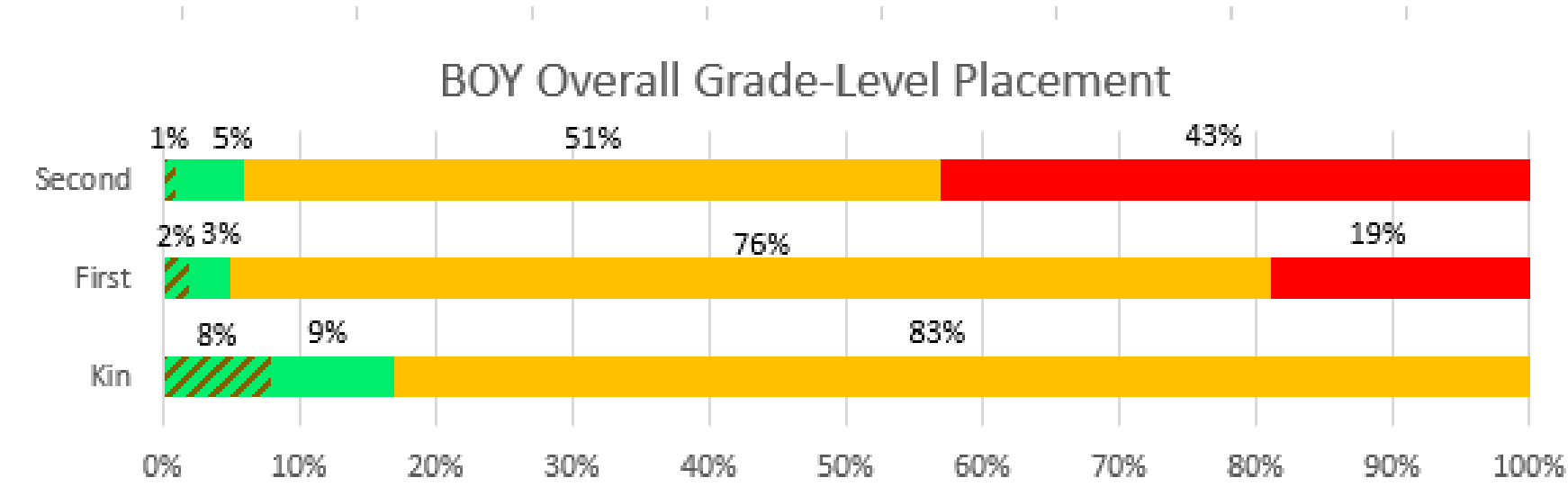


PROGRESS MONITORING

JUNE 2025

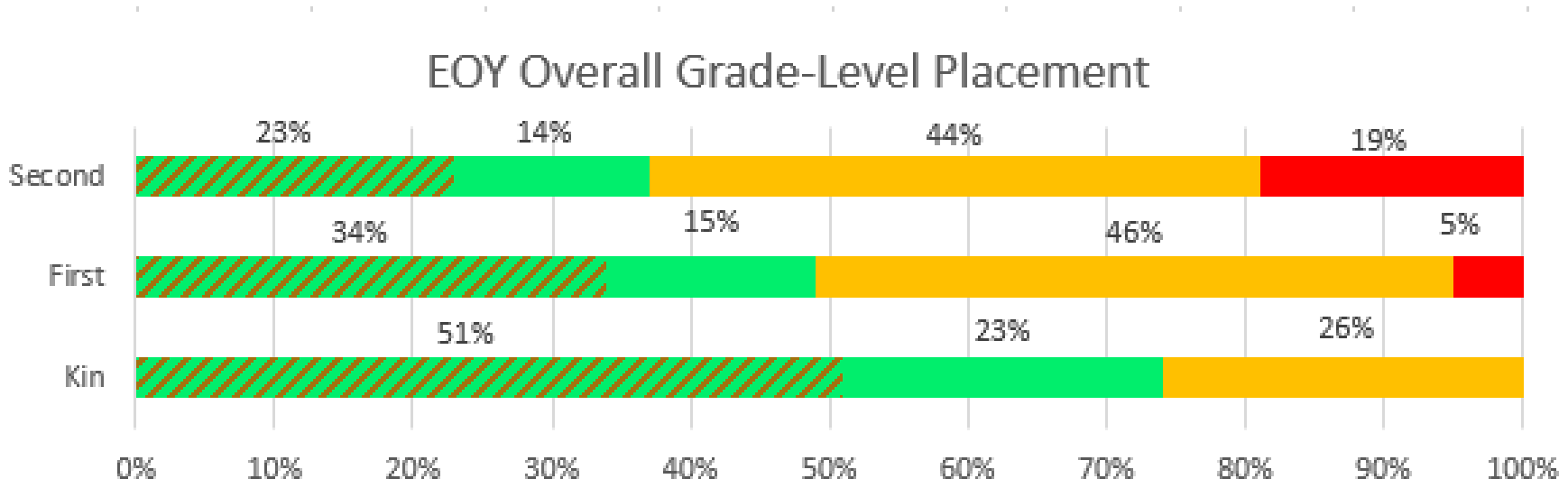


Desoto ISD Math i-Ready 2024-25 Overall Placement **BOY** (Kinder-2nd)



- % Students Mid or Above Grade Level
- % Students One Grade Level Below
- % Students Three or More Grade Levels Below

Desoto ISD Math i-Ready 2024-25 Overall Placement **EOY** (Kinder-2nd)



- % Students Early On Grade Level
- % Students Two Grade Levels Below

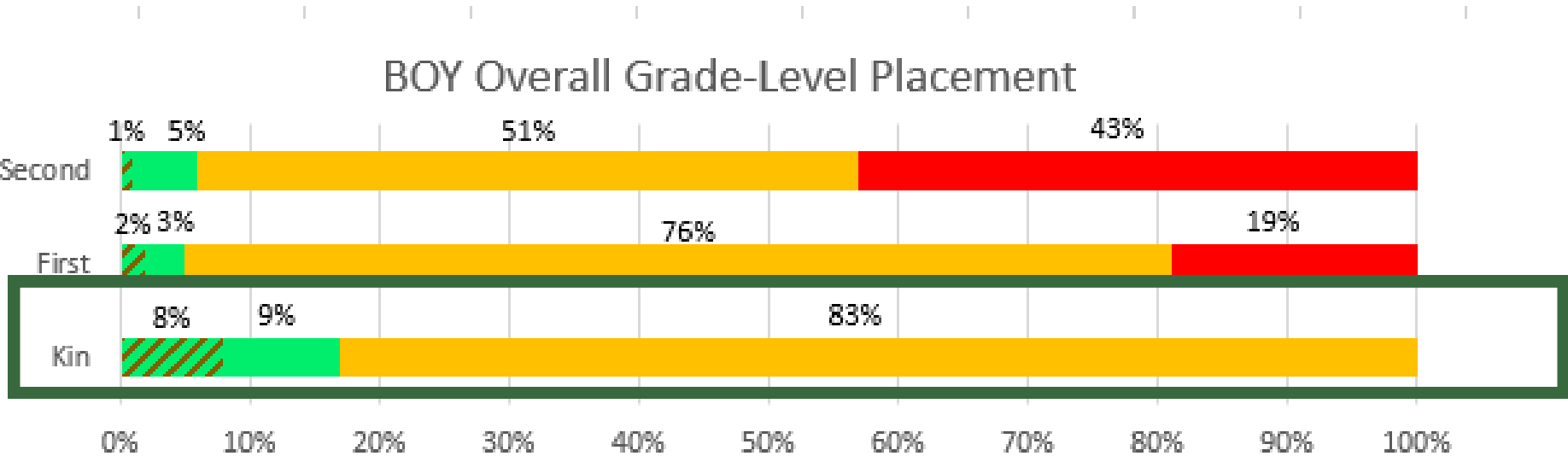
PROGRESS MONITORING

JUNE 2025

GPM 3.1: The average percentage of Kindergarten students that are meeting mid-on grade level on the iReady mathematics EOY diagnostic assessment will increase from 39% in May of 2024 to 47% by May of 2025.

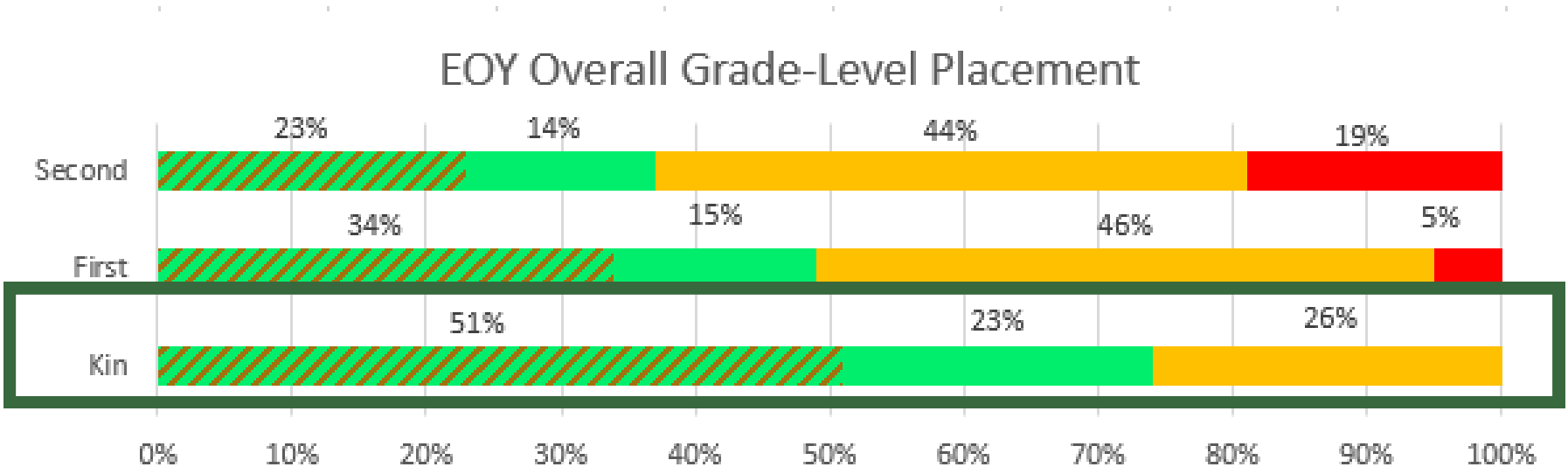


Desoto ISD Math i-Ready 2024-25 Overall Placement **BOY** (Kinder-2nd)



- % Students Mid or Above Grade Level
- % Students One Grade Level Below
- % Students Three or More Grade Levels Below

Desoto ISD Math i-Ready 2024-25 Overall Placement **EOY** (Kinder-2nd)



- % Students Early On Grade Level
- % Students Two Grade Levels Below

PROGRESS MONITORING

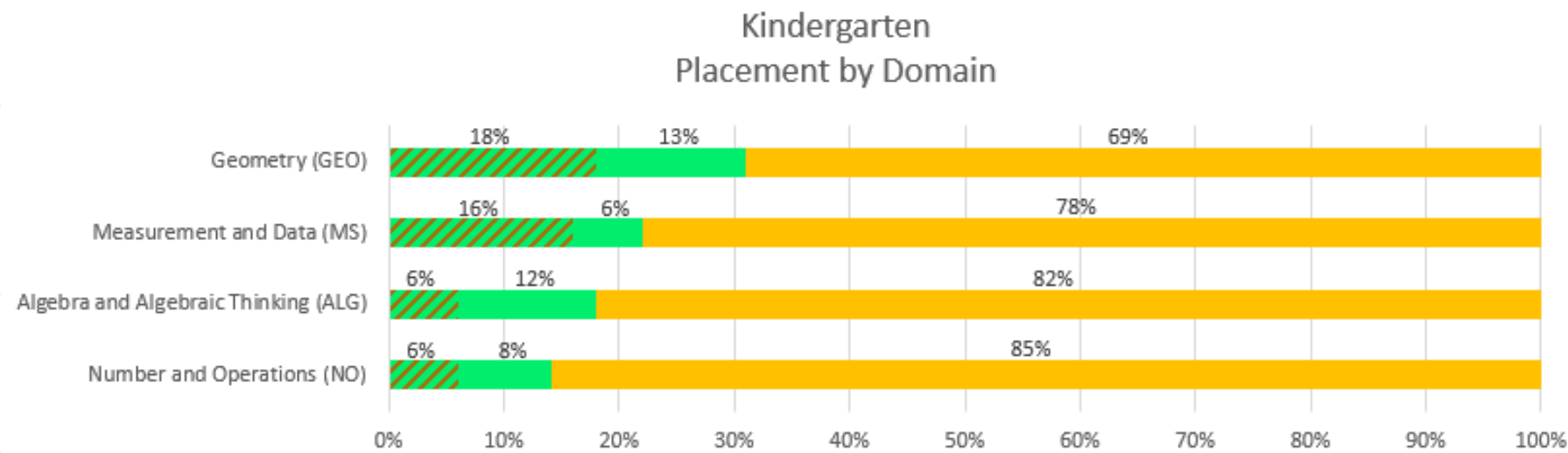
JUNE 2025

GPM 3.1: The average percentage of Kindergarten students that are meeting mid-on grade level on the iReady mathematics EOY diagnostic assessment will increase from 39% in May of 2024 to 47% by May of 2025.



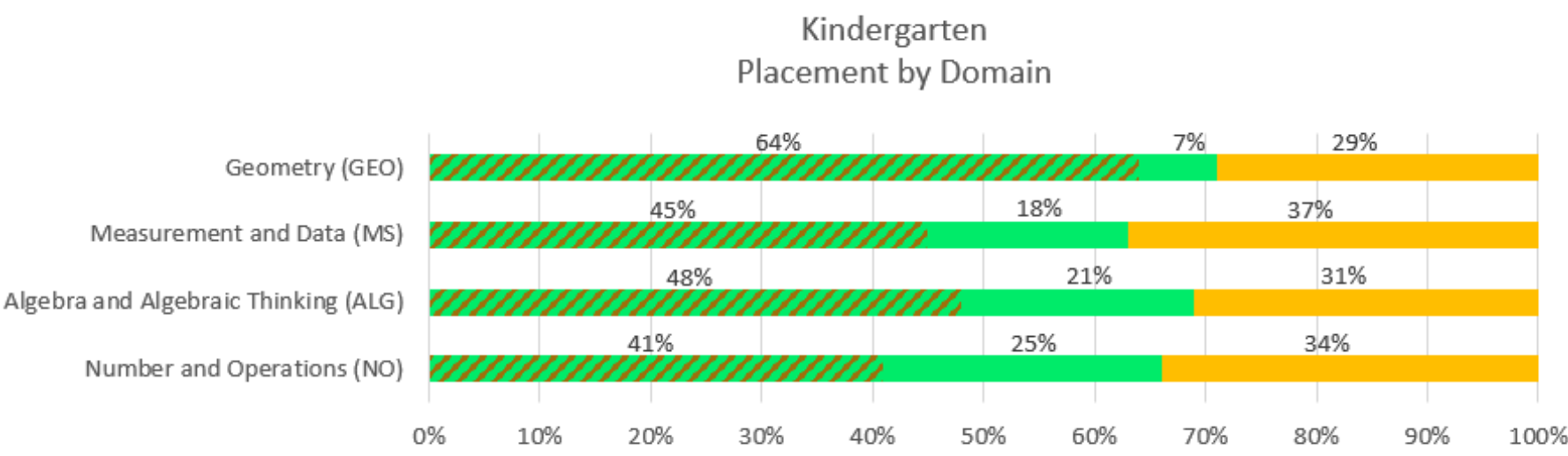
KINDERGARTEN

**Desoto ISD Math i-Ready 2024-25
Placement by Domain BOY**



- % Students Mid or Above Grade Level
- % Students Early On Grade Level
- % Students One Grade Level Below
- % Students Three or More Grade Levels Below

**Desoto ISD Math i-Ready 2024-25
Placement by Domain EOY**



- % Students Mid or Above Grade Level
- % Students Early On Grade Level
- % Students One Grade Level Below
- % Students Two Grade Levels Below

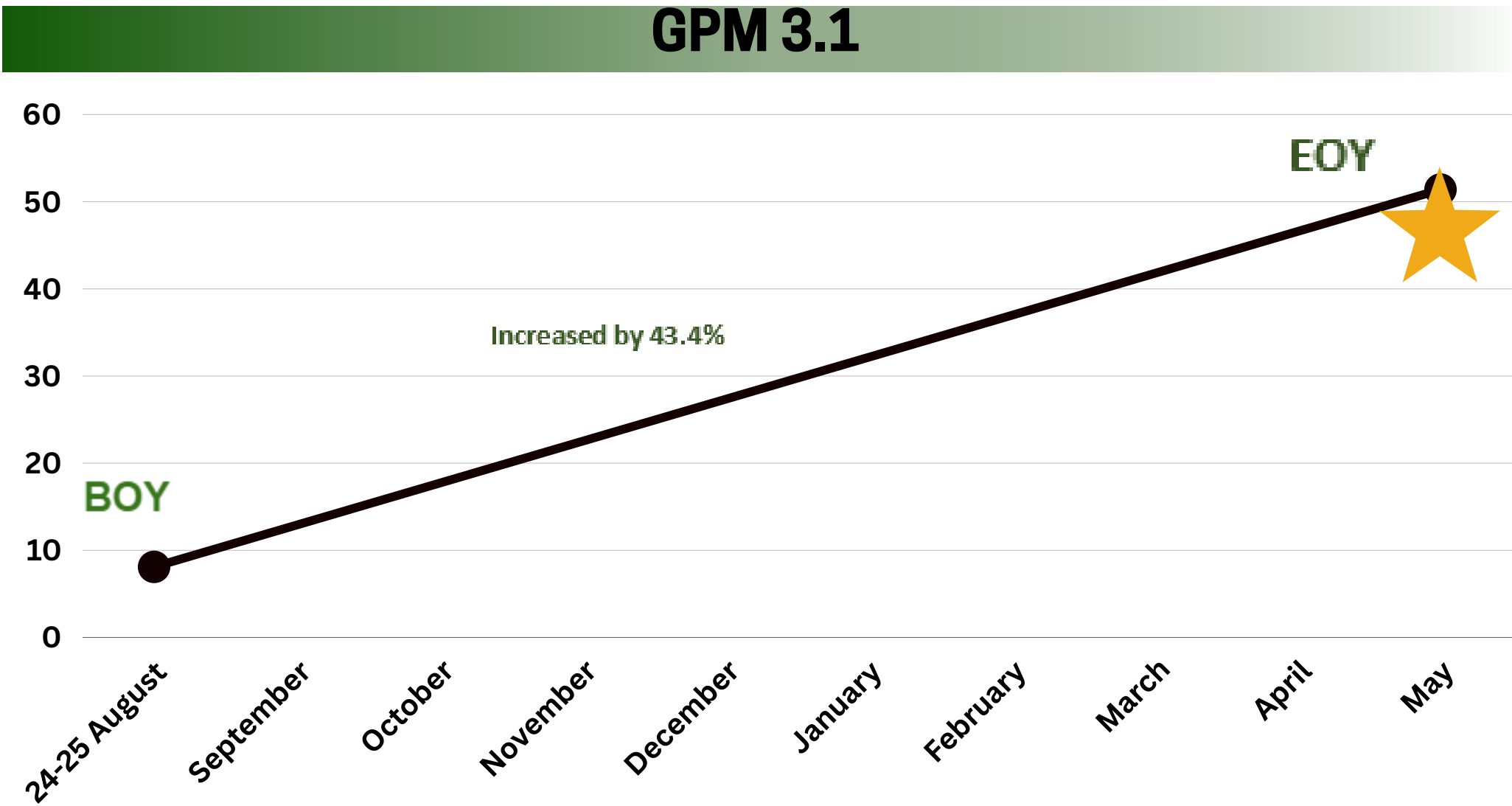
PROGRESS MONITORING

JUNE 2025



GPM 3.1: The average percentage of Kindergarten students that are meeting mid-on grade level on the iReady mathematics EOY diagnostic assessment will increase from 39% in May of 2024 to 47% by May of 2025.

Goal 3: Percentage of students at the Meets level on the 3rd grade STAAR math exam increases from 31.0% in May 2019 to 53.0% by May 2025.



| Progress | | |
|----------|-------|---------------|
| BOY | EOY | ANNUAL TARGET |
| 8% | 51.4% | 47% |

We met and surpassed the yearly target by May 2025.

| | 24-25 EOY Total # of TESTED | 24-25 EOY % of Students On Track | 24-25 BOY % of Student On Track | Diff BOY 2024 to EOY 2024 | 24-25 Annual Target % | % Distance from Annual Target |
|-------------|-----------------------------|----------------------------------|---------------------------------|---------------------------|-----------------------|-------------------------------|
| All | 290 | 51.4% | 8.0% | 43.4% | 47% | 4.4% |
| Black | 211 | 49.8% | 9.0% | 40.8% | 47% | 2.8% |
| Hispanic | 67 | 56.7% | 6.0% | 50.7% | 47% | 9.7% |
| Two or More | * | * | * | * | * | * |
| White | * | * | * | * | * | * |
| SPED | 13 | 38.5% | 21.0% | 17.5% | 47% | -8.5% |
| EcoDis | 181 | 44.8% | 8.0% | 36.8% | 47% | -2.2% |
| EB | 42 | 54.8% | 5.0% | 49.8% | 47% | 7.8% |

| Key |
|--|
| At or Above EOY Target |
| Less than or equal to 5% below EOY Target |
| More than 5% below EOY Target |
| * Board Target not set 10 students or less |

PROGRESS MONITORING

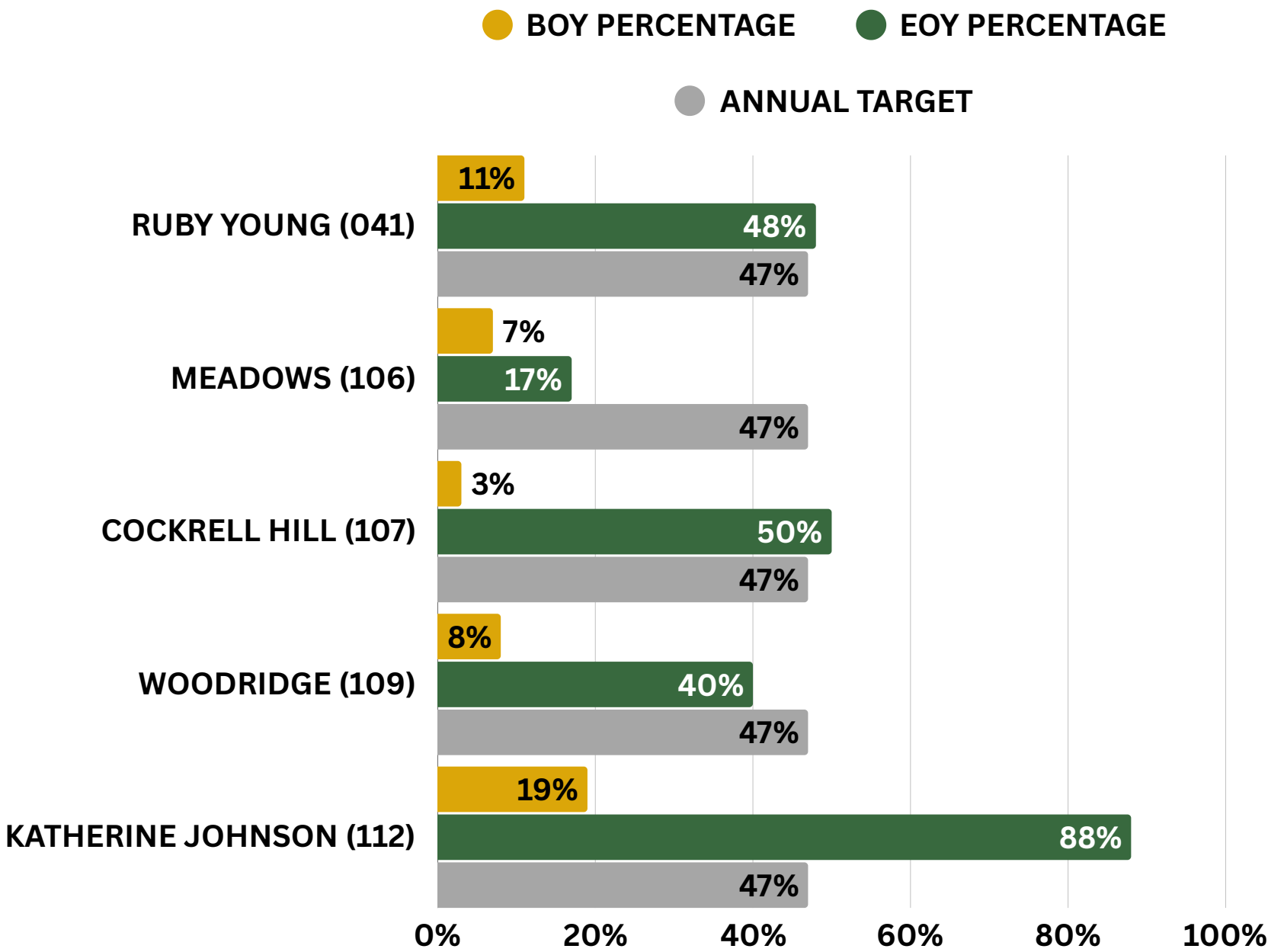
JUNE 2025



GPM 3.1: The average percentage of Kindergarten students that are meeting mid-on grade level on the iReady mathematics EOY diagnostic assessment will increase from 39% in May of 2024 to 47% by May of 2025.

Goal 3: Percentage of students at the Meets level on the 3rd grade STAAR math exam increases from 31.0% in May 2019 to 53.0% by May 2025.

GPM 3.1



| CAMPUS | 24-25 EOY Total # of TESTED | 24-25 EOY % of Student On Track | 24-25 BOY % of Student On Track | Diff EOY 2024 to BOY 2024 | 24-25 Annual Target % | % Distance from Annual Target |
|-------------------|-----------------------------|---------------------------------|---------------------------------|---------------------------|-----------------------|-------------------------------|
| RUBY YOUNG | 21 | 48% | 11% | 37% | 47% | 1% |
| MEADOWS | 29 | 17% | 7% | 10% | 47% | -30% |
| COCKRELL HILL | 111 | 50% | 3% | 47% | 47% | 3% |
| WOODRIDGE | 72 | 40% | 8% | 32% | 47% | -7% |
| KATHERINE JOHNSON | 57 | 88% | 19% | 69% | 47% | 41% |

| Key |
|--|
| At or Above EOY Target |
| Less than or equal to 5% below EOY Target |
| More than 5% below EOY Target |
| * Board Target not set 10 students or less |

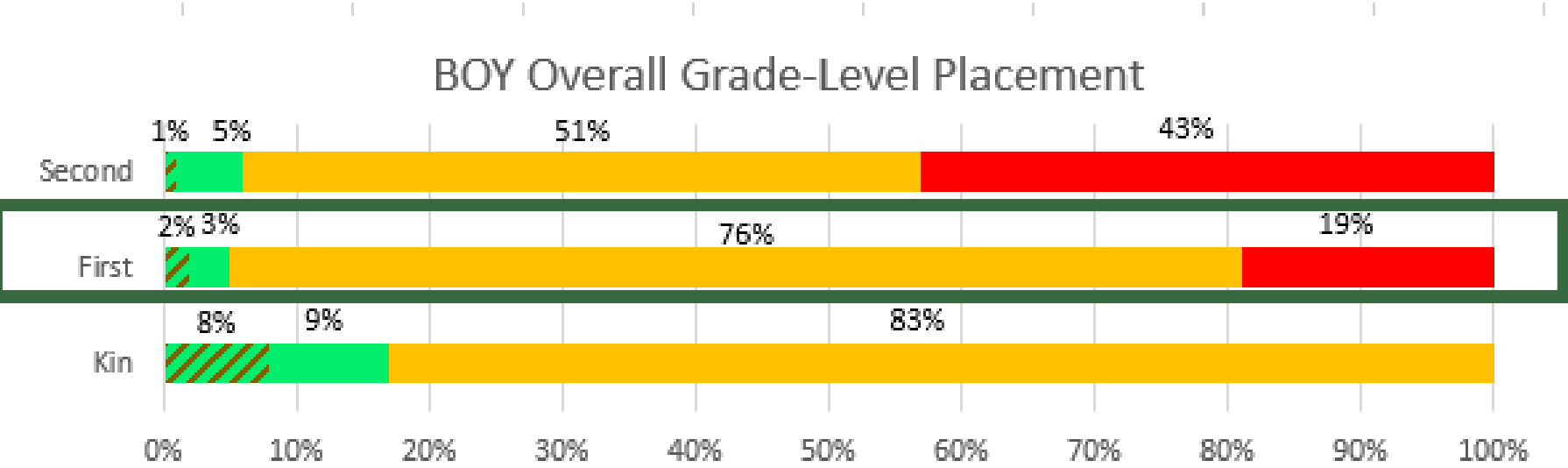
PROGRESS MONITORING

JUNE 2025

GPM 3.2: The average percentage of first grade students that are meeting mid-on grade level on the iReady mathematics EOY diagnostic assessment will increase from 33% in May of 2024 to 42% in May of 2025.

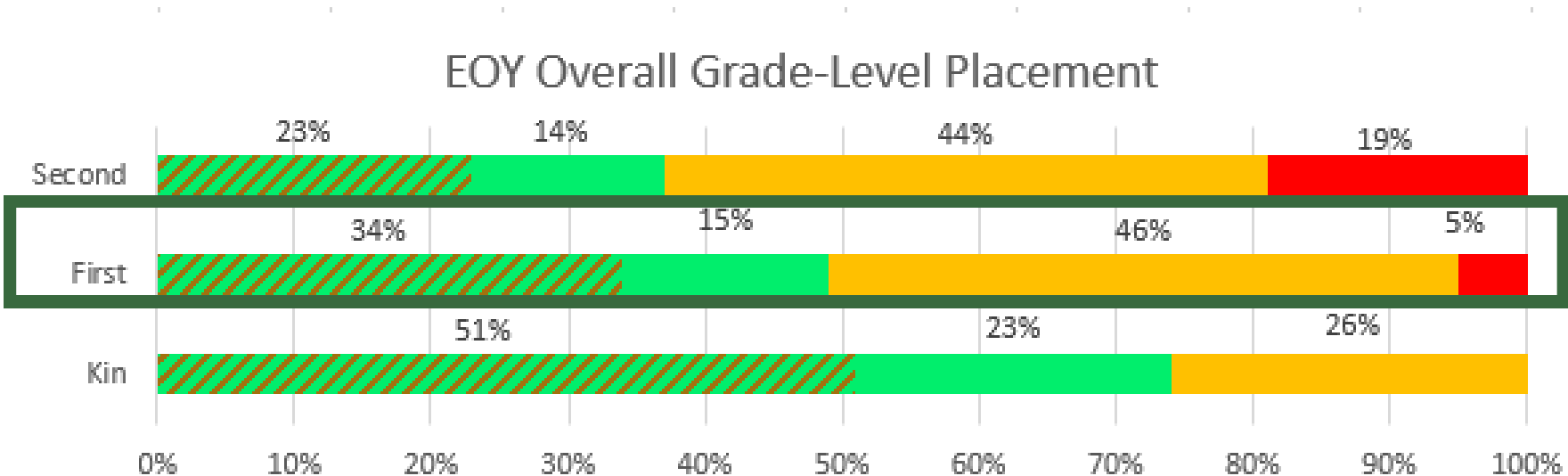


Desoto ISD Math i-Ready 2024-25 Overall Placement **BOY** (Kinder-2nd)



- % Students Mid or Above Grade Level
- % Students One Grade Level Below
- % Students Three or More Grade Levels Below

Desoto ISD Math i-Ready 2024-25 Overall Placement **EOY** (Kinder-2nd)



- % Students Early On Grade Level
- % Students Two Grade Levels Below

PROGRESS MONITORING

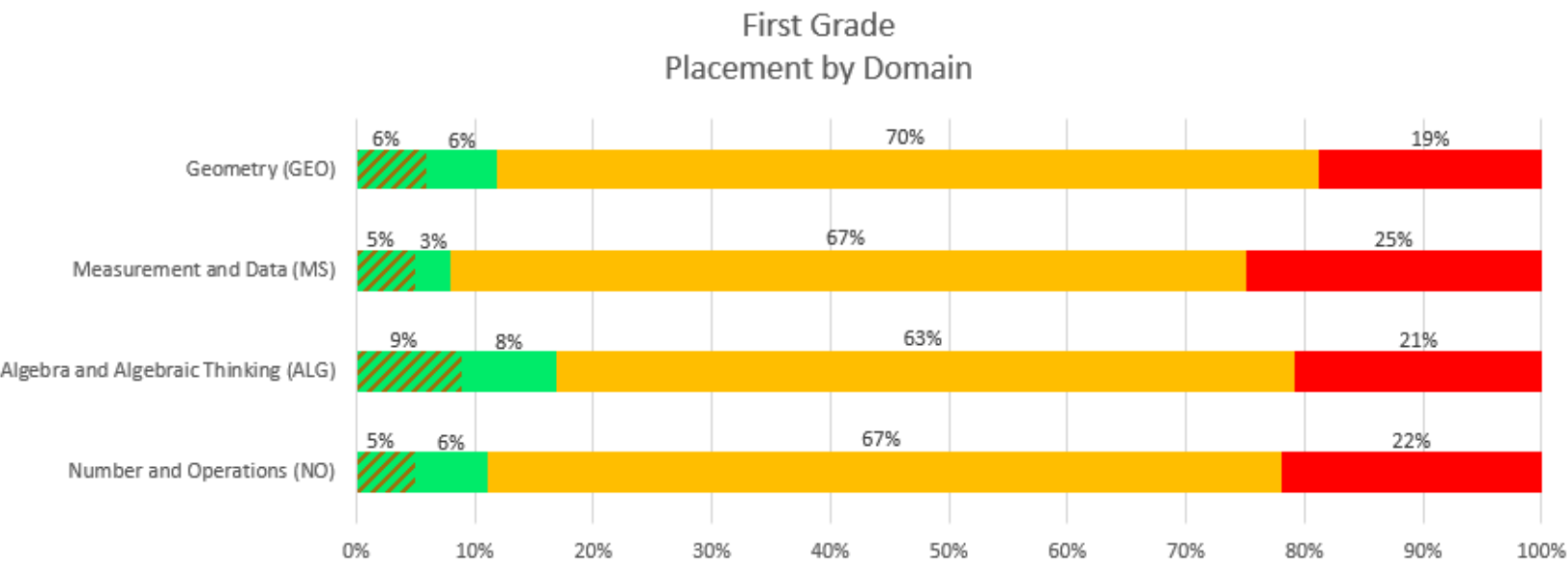
JUNE 2025

GPM 3.2: The average percentage of first grade students that are meeting mid-on grade level on the iReady mathematics EOY diagnostic assessment will increase from 33% in May of 2024 to 42% in May of 2025.



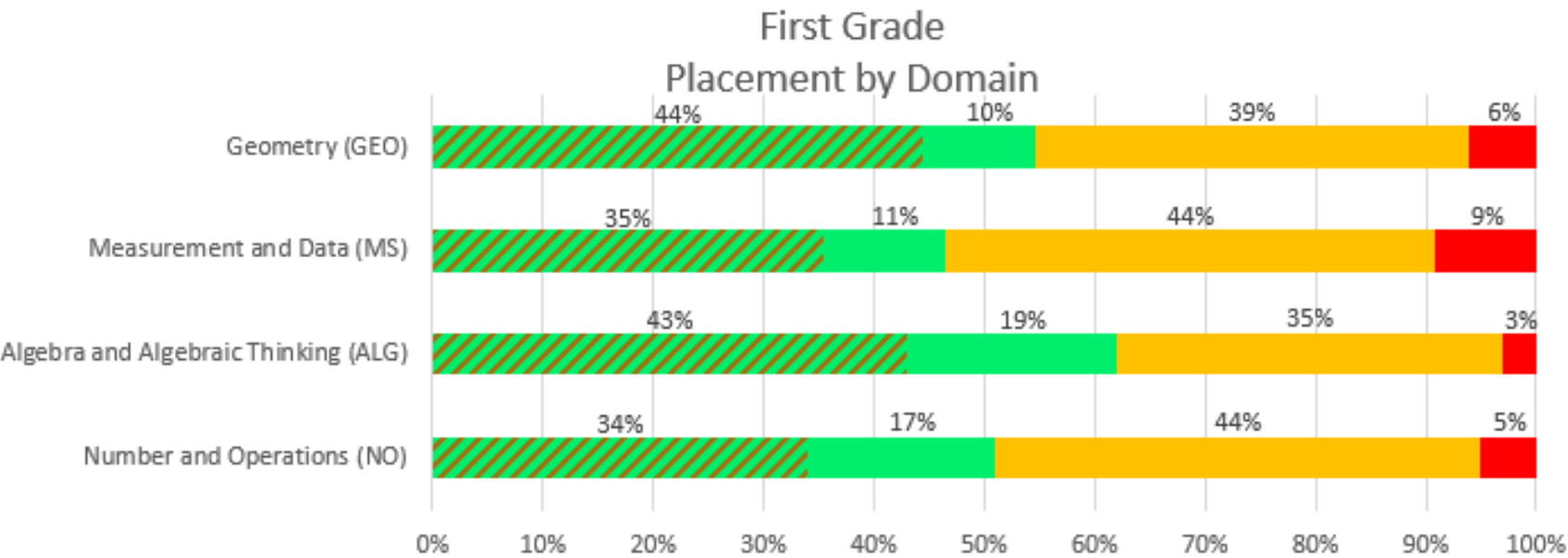
FIRST GRADE

Desoto ISD Math i-Ready 2024-25
Placement by Domain **BOY**



- % Students Mid or Above Grade Level
- % Students One Grade Level Below
- % Students Three or More Grade Levels Below

Desoto ISD Math i-Ready 2024-25
Placement by Domain **EOY**



- % Students Early On Grade Level
- % Students Two Grade Levels Below

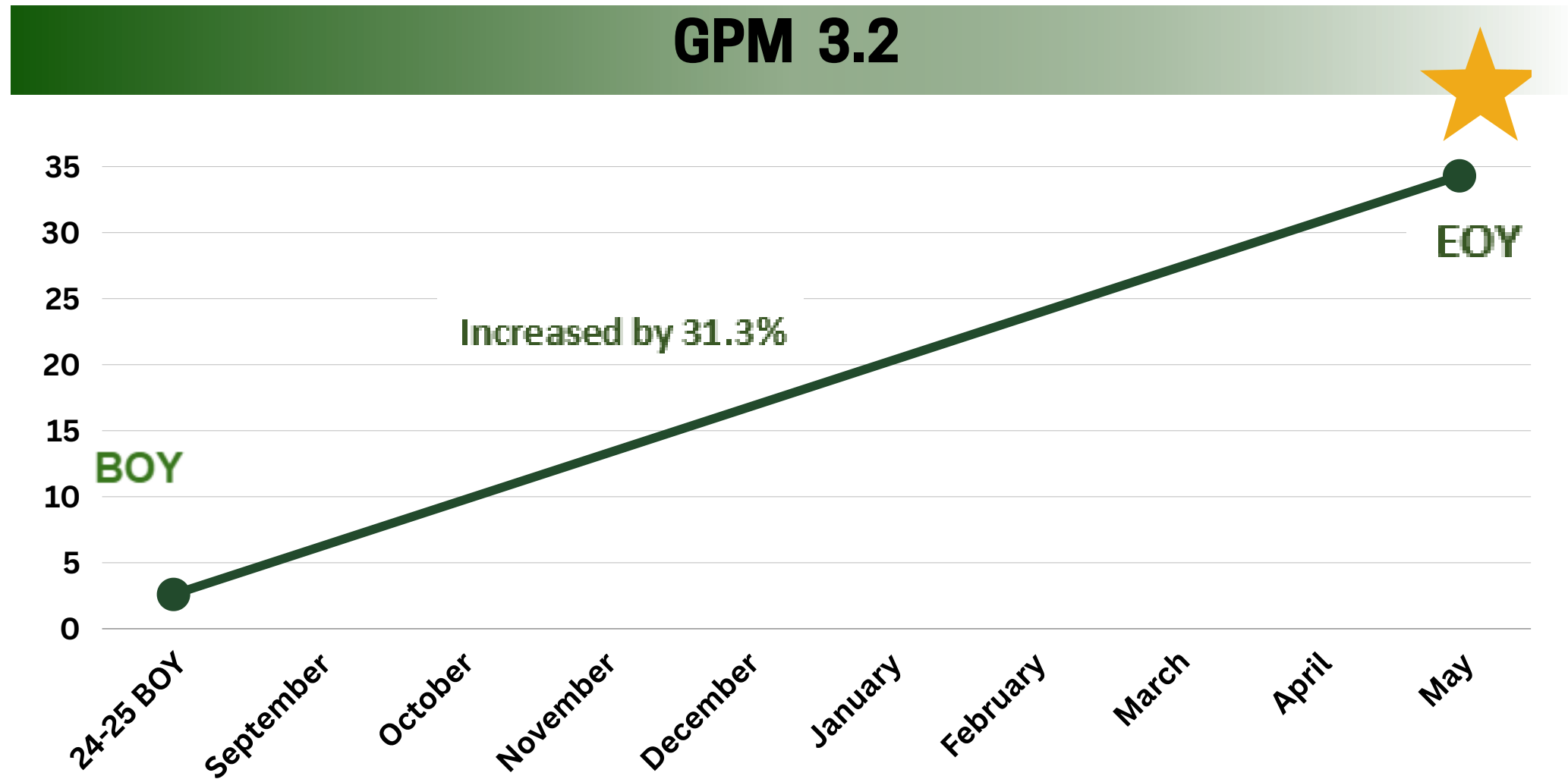
PROGRESS MONITORING

JUNE 2025



GPM 3.2: The average percentage of first grade students that are meeting mid-on grade level on the iReady mathematics EOY diagnostic assessment will increase from 33% in May of 2024 to 42% in May of 2025.

Goal 3: Percentage of students at the Meets level on the 3rd grade STAAR math exam increases from 31.0% in May 2019 to 53.0% by May 2025.



| Progress | | |
|----------|-------|---------------|
| BOY | EOY | ANNUAL TARGET |
| 3.0% | 34.3% | 42% |

We are **OFF TRACK** to meet and surpass the yearly target by May

| | 24-25 EOY Total # of TESTED | 24-25 EOY % of Students On Track | 24-25 BOY % of Student On Track | Diff BOY 2024 to EOY 2024 | 24-25 Annual Target % | % Distance from Annual Target |
|-------------|-----------------------------|----------------------------------|---------------------------------|---------------------------|-----------------------|-------------------------------|
| All | 289 | 34.3% | 3.0% | 31.3% | 42% | -7.7% |
| Black | 190 | 32.6% | 2.0% | 30.6% | 42% | -9.4% |
| Hispanic | 80 | 35.0% | 5.0% | 30.0% | 42% | -7.0% |
| Two or More | * | * | * | * | * | * |
| White | * | * | * | * | * | * |
| SPED | 23 | 21.7% | 0.0% | 21.7% | 42% | -20.3% |
| EcoDis | 151 | 27.2% | 2.0% | 25.2% | 42% | -14.8% |
| EB | 41 | 29.3% | 2.0% | 27.3% | 42% | -12.7% |

| Key |
|--|
| At or Above EOY Target |
| Less than or equal to 5% below EOY Target |
| More than 5% below EOY Target |
| * Board Target not set 10 students or less |

PROGRESS MONITORING

JUNE 2025



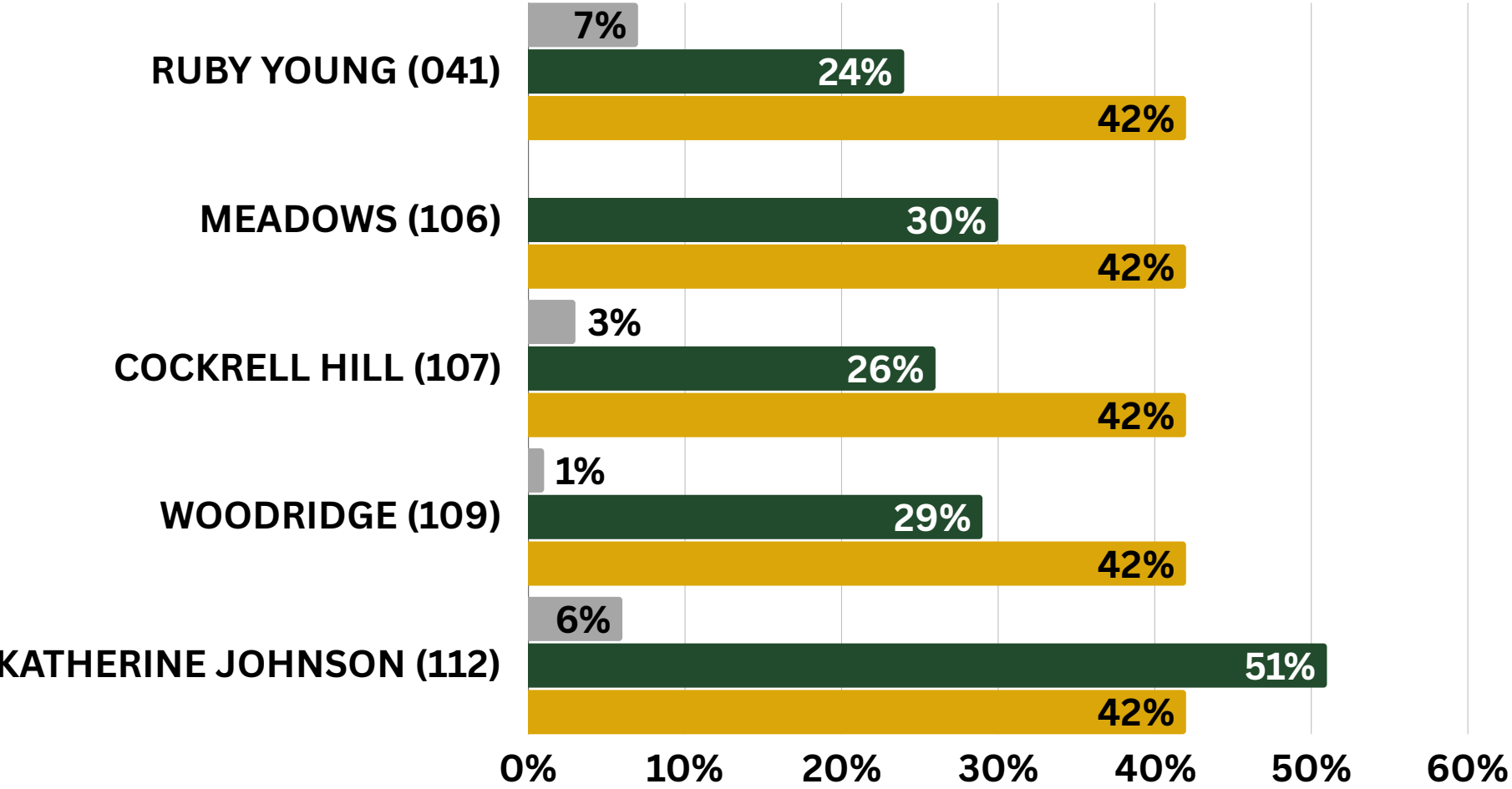
GPM 3.2: The average percentage of first grade students that are meeting mid-on grade level on the iReady mathematics EOY diagnostic assessment will increase from 33% in May of 2024 to 42% in May of 2025.

Goal 3: Percentage of students at the Meets level on the 3rd grade STAAR math exam increases from 31.0% in May 2019 to 53.0% by May 2025.

GPM 3.2

BOY PERCENTAGE EOY PERCENTAGE

ANNUAL TARGET



| CAMPUS | 24-25 EOY Total # of TESTED | 24-25 EOY % of Student On Track | 24-25 BOY % of Student On Track | Diff EOY 2024 to BOY 2024 | 24-25 Annual Target % | % Distance from Annual Target |
|----------------------|-----------------------------------|--|---------------------------------------|---------------------------------|-----------------------------|----------------------------------|
| RUBY YOUNG | 13 | 31% | 7% | 24% | 42% | -11% |
| MEADOWS | 20 | 30% | 0% | 30% | 42% | -12% |
| COCKRELL HILL | 110 | 28% | 3% | 26% | 42% | -14% |
| WOODRIDGE | 91 | 30% | 1% | 29% | 42% | -12% |
| KATHERINE JOHNSON | 55 | 56% | 6% | 51% | 42% | 14% |

| Key |
|--|
| At or Above EOY Target |
| Less than or equal to 5% below EOY Target |
| More than 5% below EOY Target |
| * Board Target not set 10 students or less |

PROGRESS MONITORING

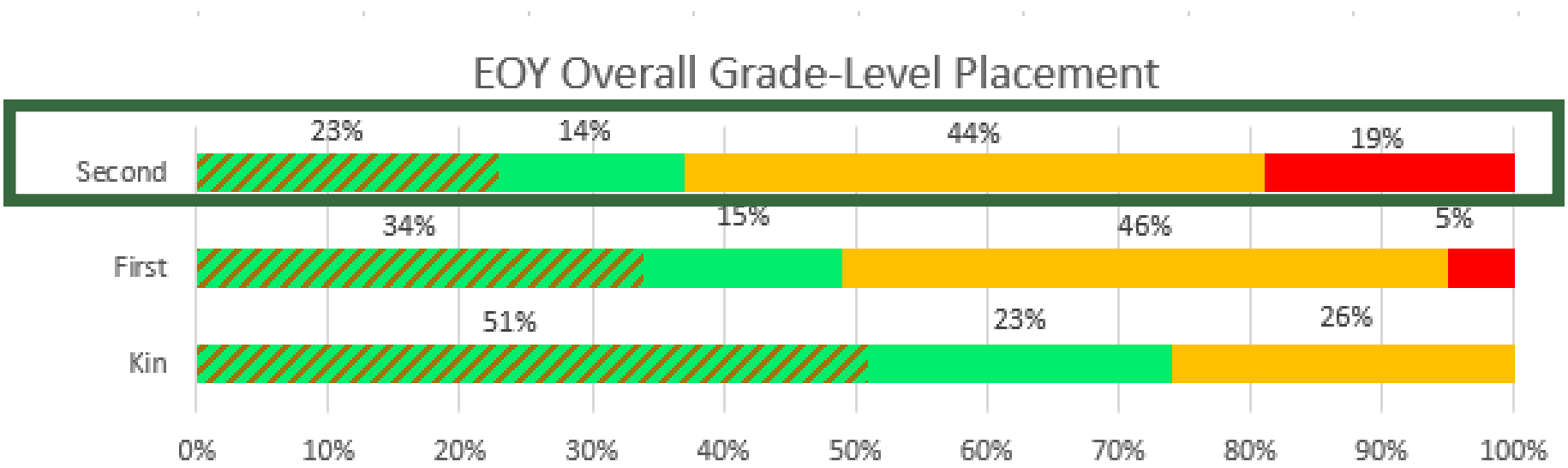
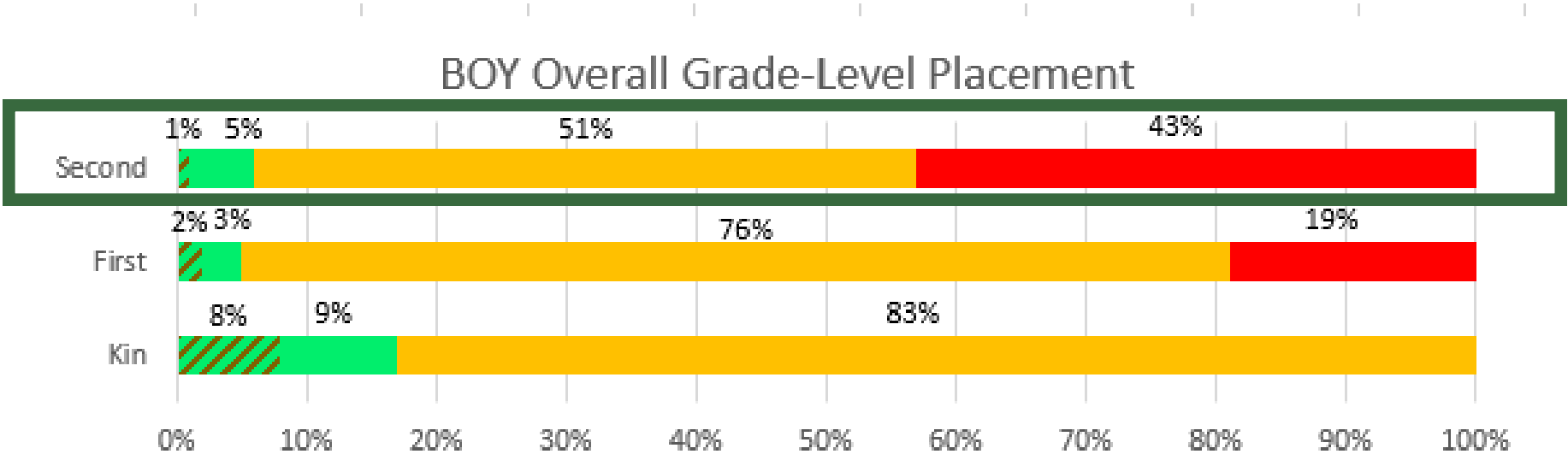
JUNE 2025

GPM 3.3: The average percentage of second-grade students that meet mid-on grade level on the iReady EOY mathematics diagnostic assessment will increase from 16% in May of 2024 to 41% in May of 2025.



Desoto ISD Math i-Ready 2024-25 Overall Placement **BOY** (Kinder-2nd)

Desoto ISD Math i-Ready 2024-25 Overall Placement **EOY** (Kinder-2nd)



- % Students Mid or Above Grade Level
- % Students One Grade Level Below
- % Students Three or More Grade Levels Below

- % Students Early On Grade Level
- % Students Two Grade Levels Below

PROGRESS MONITORING

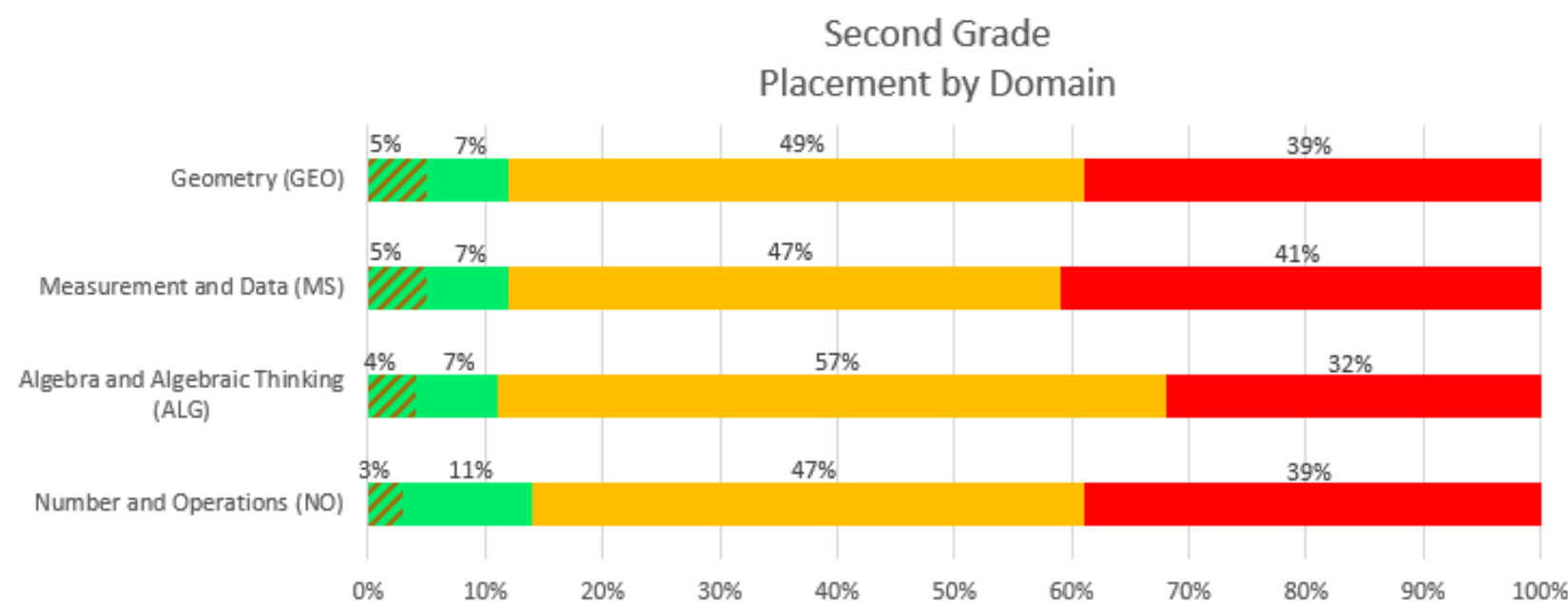
JUNE 2025

GPM 3.3: The average percentage of second-grade students that meet mid-on grade level on the iReady EOY mathematics diagnostic assessment will increase from 16% in May of 2024 to 41% in May of 2025.



SECOND GRADE

**Desoto ISD Math i-Ready 2024-25
Placement by Domain **BOY****

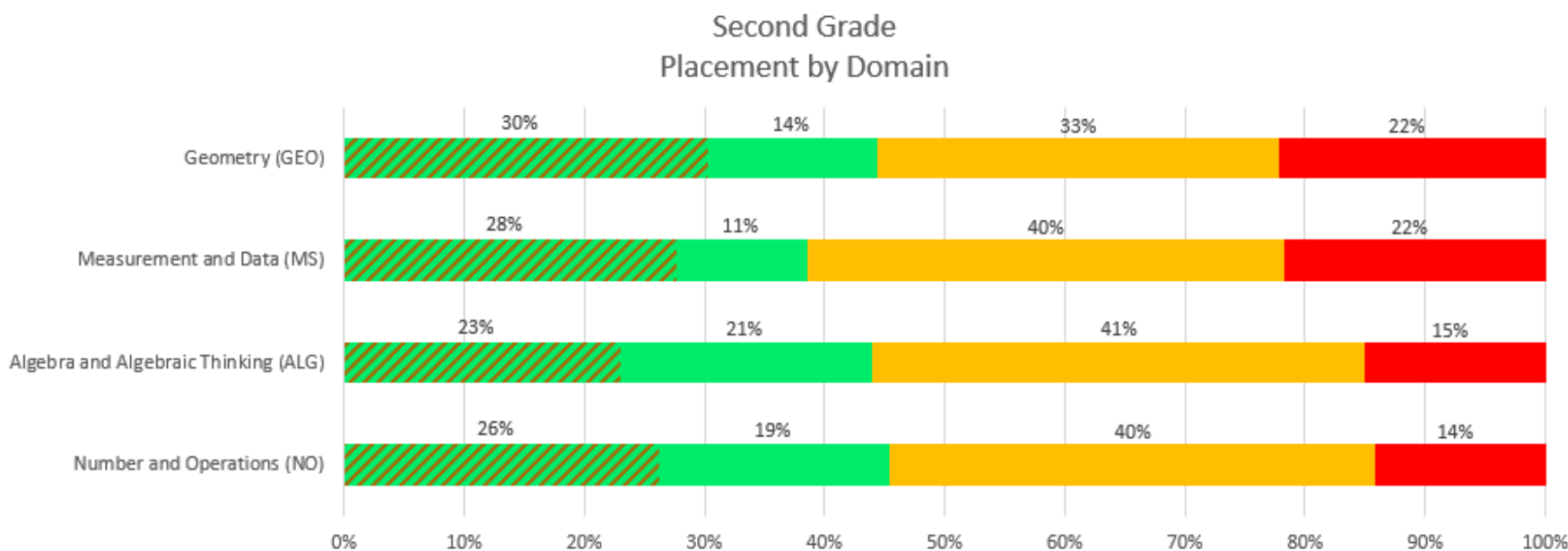


■ % Students Mid or Above Grade Level

■ % Students One Grade Level Below

■ % Students Three or More Grade Levels Below

**Desoto ISD Math i-Ready 2024-25
Placement by Domain **EOY****



■ % Students Early On Grade Level

■ % Students Two Grade Levels Below

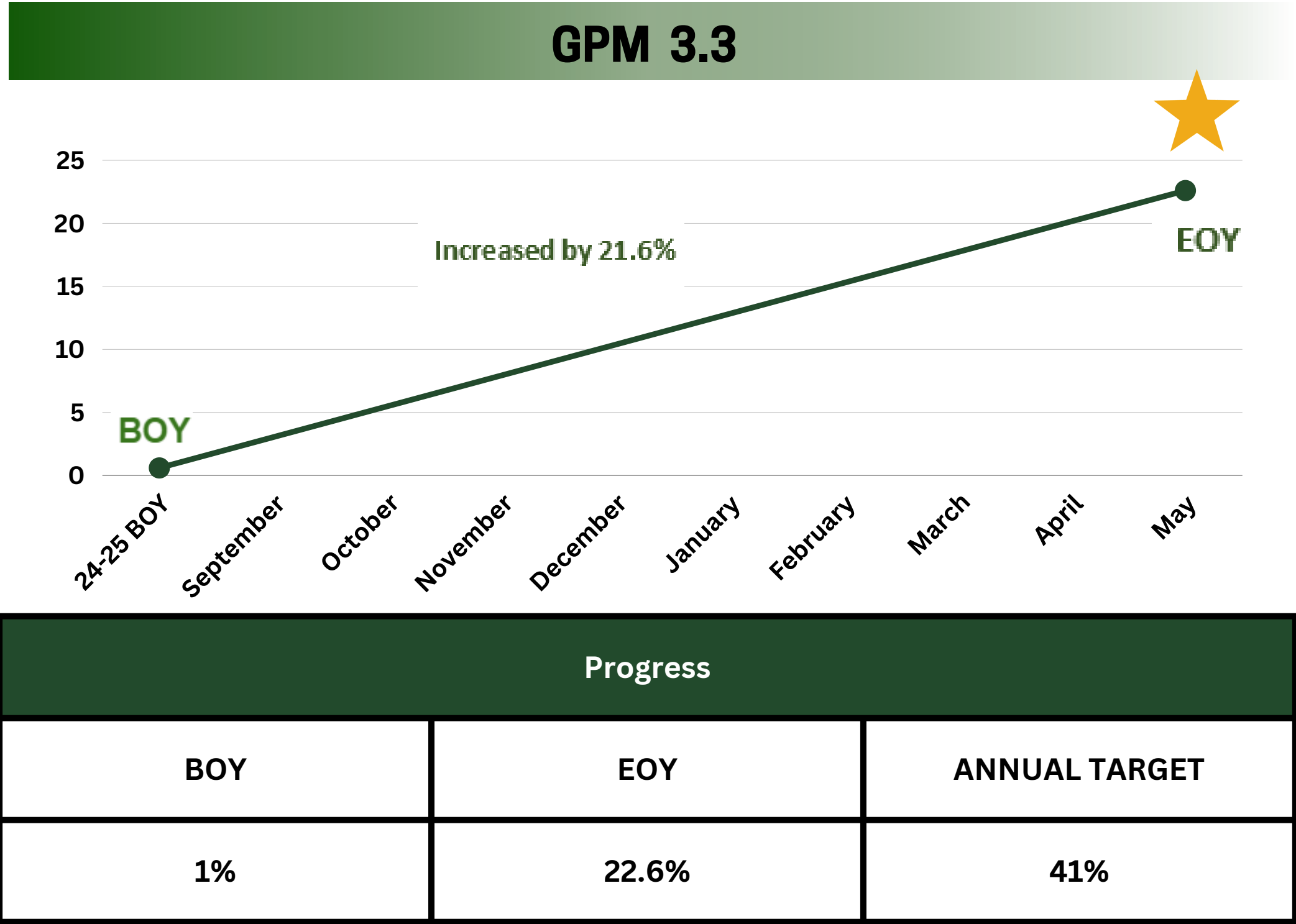
PROGRESS MONITORING

JUNE 2025



GPM 3.3: The average percentage of second-grade students that meet mid-on grade level on the iReady EOY mathematics diagnostic assessment will increase from 16% in May of 2024 to 41% in May of 2025.

Goal 3: Percentage of students at the Meets level on the 3rd grade STAAR math exam increases from 31.0% in May 2019 to 53.0% by May 2025.



We are **OFF TRACK** to meet and surpass the yearly target by May 2025.

| | 24-25 EOY Total # of TESTED | 24-25 EOY % of Students On Track | 24-25 BOY % of Student On Track | Diff BOY 2024 to EOY 2024 | 24-25 Annual Target % | % Distance from Annual Target |
|-------------|-----------------------------|----------------------------------|---------------------------------|---------------------------|-----------------------|-------------------------------|
| All | 314 | 22.6% | 1.0% | 21.6% | 41% | -18.4% |
| Black | 210 | 22.4% | 1.0% | 21.4% | 41% | -18.6% |
| Hispanic | 80 | 23.8% | 0.0% | 23.8% | 41% | -17.3% |
| Two or More | 16 | 25.0% | 0.0% | 25.0% | 41% | -16.0% |
| White | * | * | * | * | * | * |
| SPED | 33 | 6.1% | 0.0% | 6.1% | 41% | -34.9% |
| EcoDis | 175 | 20.0% | 1.0% | 19.0% | 41% | -21.0% |
| EB | 47 | 27.7% | 2.0% | 25.7% | 41% | -13.3% |

| Key |
|--|
| At or Above EOY Target |
| Less than or equal to 5% below EOY Target |
| More than 5% below EOY Target |
| * Board Target not set 10 students or less |

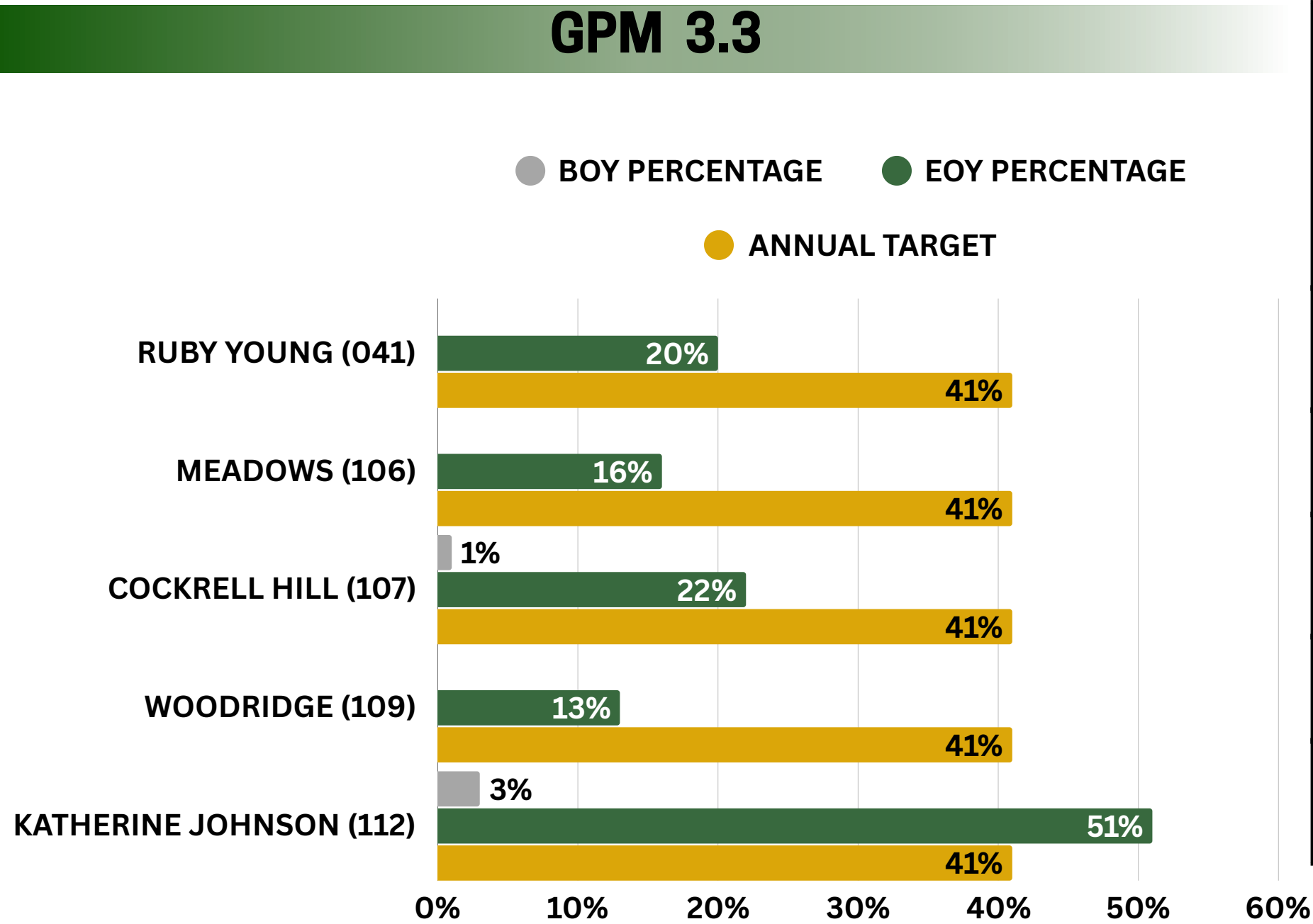
PROGRESS MONITORING

JUNE 2025



GPM 3.3: The average percentage of second-grade students that meet mid-on grade level on the iReady EOY mathematics diagnostic assessment will increase from 16% in May of 2024 to 41% in May of 2025.

Goal 3: Percentage of students at the Meets level on the 3rd grade STAAR math exam increases from 31.0% in May 2019 to 53.0% by May 2025.



| CAMPUS | 24-25 EOY Total # of TESTED | 24-25 EOY % of Student On Track | 24-25 BOY % of Student On Track | Diff EOY 2024 to BOY 2024 | 24-25 Annual Target % | % Distance from Annual Target |
|-------------------|-----------------------------|---------------------------------|---------------------------------|---------------------------|-----------------------|-------------------------------|
| RUBY YOUNG | 20 | 20% | 0% | 20% | 41% | -21% |
| MEADOWS | 31 | 16% | 0% | 16% | 41% | -25% |
| COCKRELL HILL | 125 | 22% | 1% | 22% | 41% | -19% |
| WOODRIDGE | 97 | 13% | 0% | 13% | 41% | -28% |
| KATHERINE JOHNSON | 41 | 51% | 3% | 49% | 41% | 10% |

| Key |
|--|
| At or Above EOY Target |
| Less than or equal to 5% below EOY Target |
| More than 5% below EOY Target |
| * Board Target not set 10 students or less |