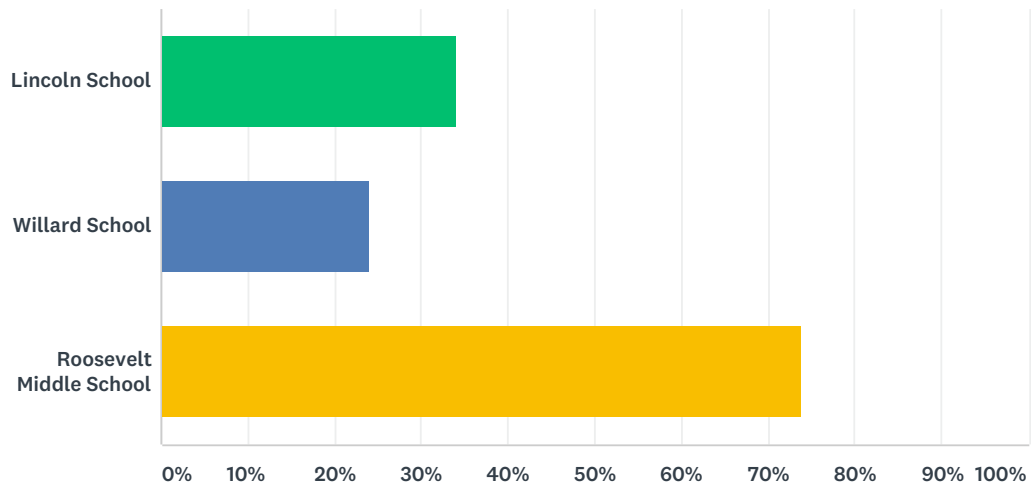


Q1 Please select the school that your child or children attend (please check all that apply).

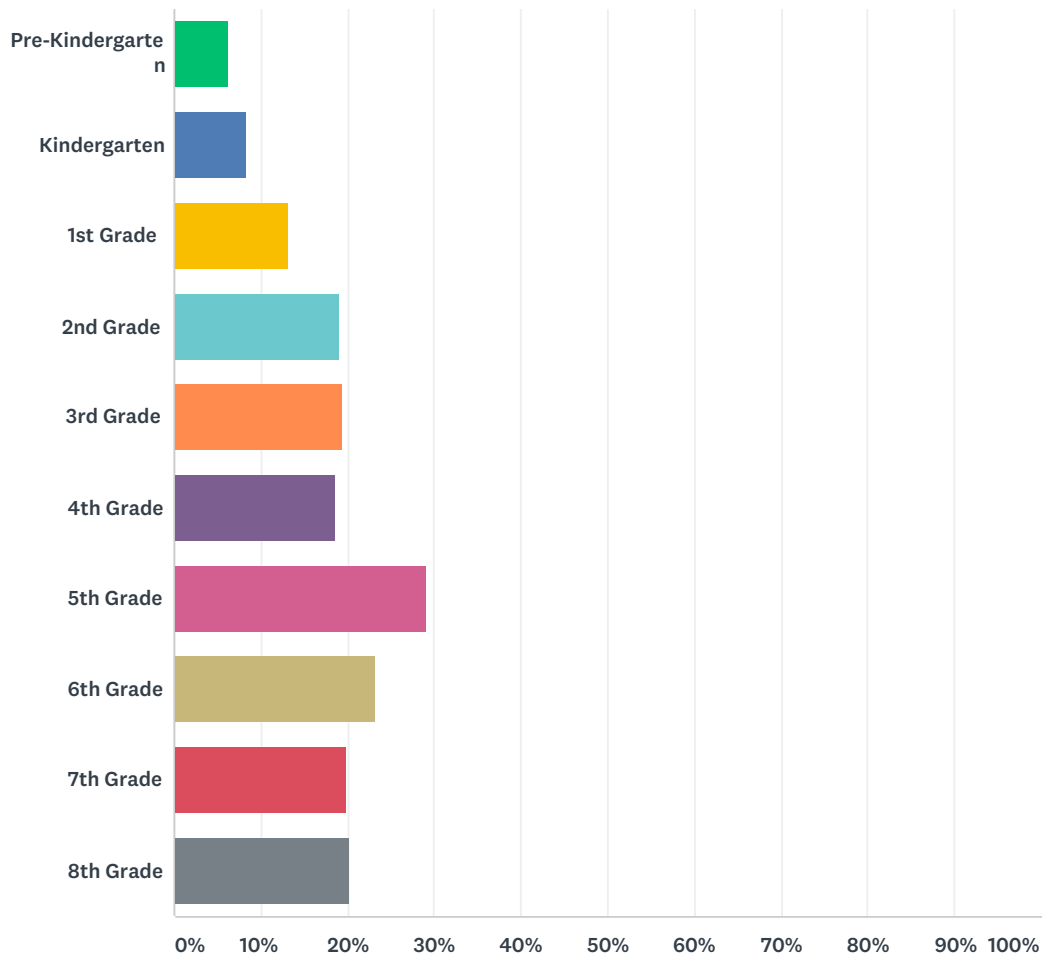
Answered: 237 Skipped: 0



ANSWER CHOICES	RESPONSES	
Lincoln School	34.18%	81
Willard School	24.05%	57
Roosevelt Middle School	73.84%	175
Total Respondents: 237		

Q2 Please select the grades of your child or children this year (please check all that apply).

Answered: 237 Skipped: 0

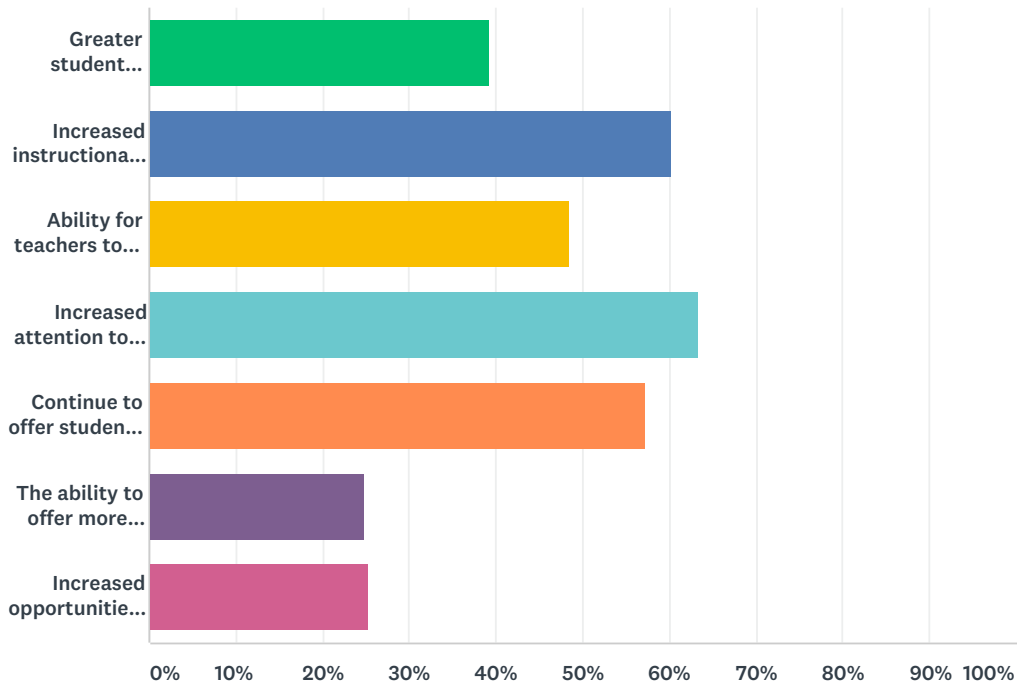


ANSWER CHOICES	RESPONSES	
Pre-Kindergarten	6.33%	15
Kindergarten	8.44%	20
1st Grade	13.08%	31
2nd Grade	18.99%	45
3rd Grade	19.41%	46
4th Grade	18.57%	44
5th Grade	29.11%	69
6th Grade	23.21%	55
7th Grade	19.83%	47
8th Grade	20.25%	48

Total Respondents: 237

Q3 What do you believe are the most significant opportunities in developing a revised Roosevelt Middle School master schedule? (Please check up to 4 answers)

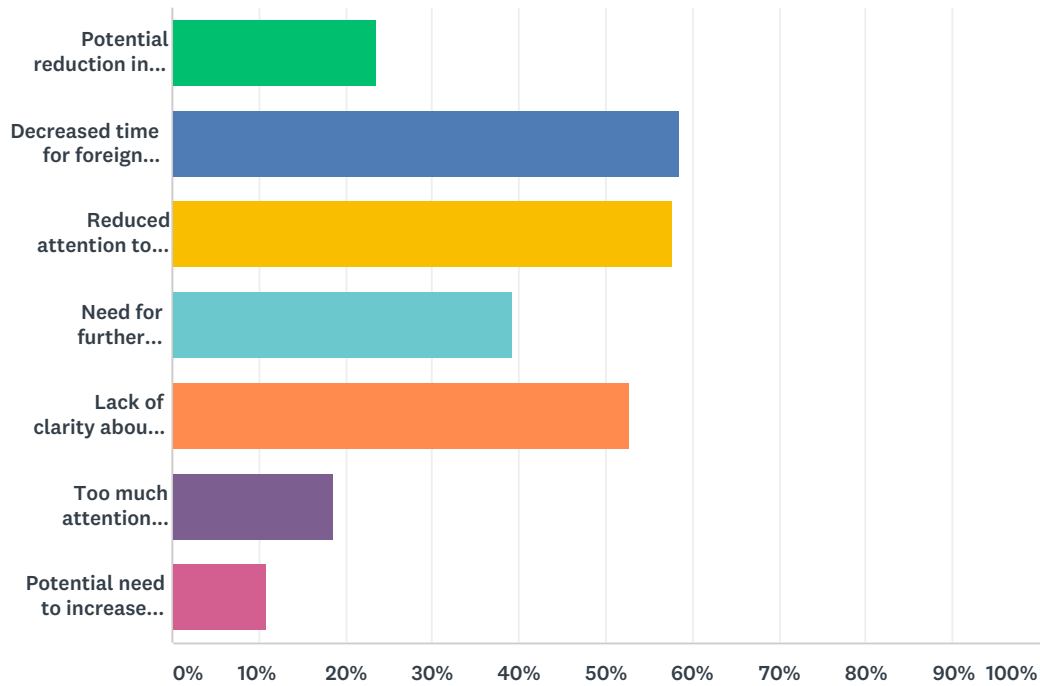
Answered: 237 Skipped: 0



ANSWER CHOICES	RESPONSES	
Greater student engagement in subject matter due to increased instructional time	39.24%	93
Increased instructional time for math	60.34%	143
Ability for teachers to forge stronger relationship by having fewer students	48.52%	115
Increased attention to critical thinking, problem-solving, and analyzing data due to longer class periods	63.29%	150
Continue to offer students choice of foreign languages	57.38%	136
The ability to offer more opportunities for project-based-learning	24.89%	59
Increased opportunities to provide for student social-emotional needs	25.32%	60
Total Respondents: 237		

Q4 What are your greatest areas of concern regarding the adoption of a revised master schedule at Roosevelt Middle School? (Please check up to 4 answers)

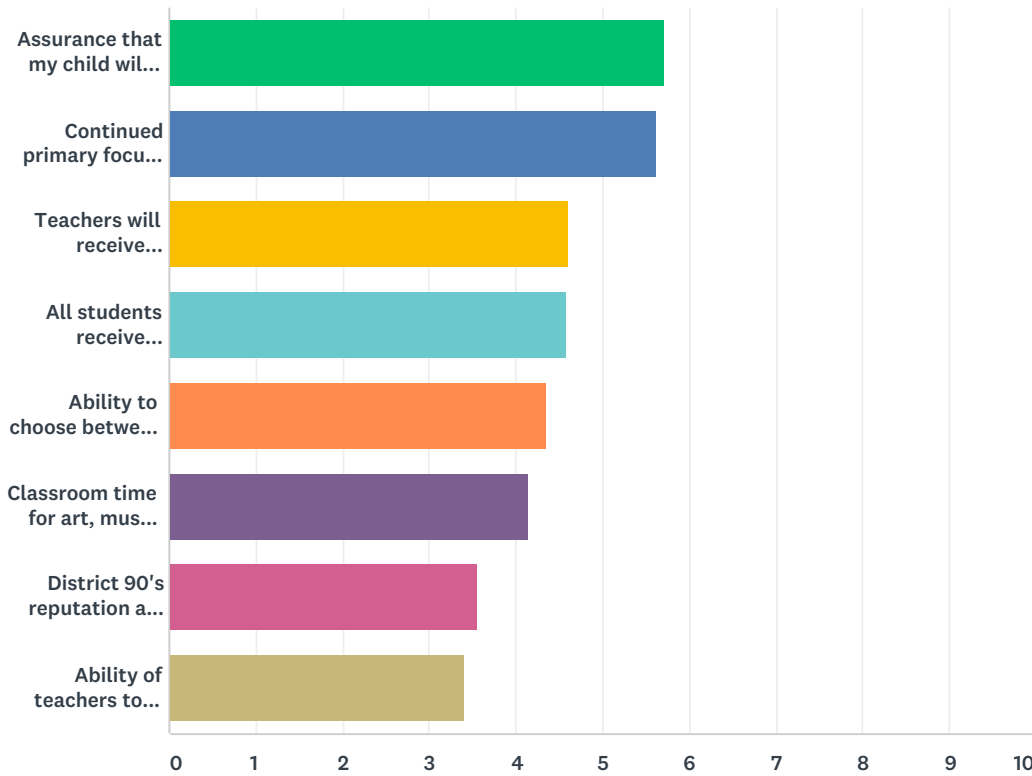
Answered: 237 Skipped: 0



ANSWER CHOICES	RESPONSES	
Potential reduction in faculty/staff in certain departments	23.63%	56
Decreased time for foreign language instruction in grades 7 and 8	58.65%	139
Reduced attention to the needs of struggling or advanced learners	57.81%	137
Need for further professional development for faculty to effectively use additional classroom time	39.24%	93
Lack of clarity about the details of the modified master schedule	52.74%	125
Too much attention focused on math instruction	18.57%	44
Potential need to increase faculty/staff in certain departments	10.97%	26
Total Respondents: 237		

Q5 Please rank the elements that you believe are most critical in the implementation of the Roosevelt modified master schedule (1=most important and 8=least important)

Answered: 237 Skipped: 0

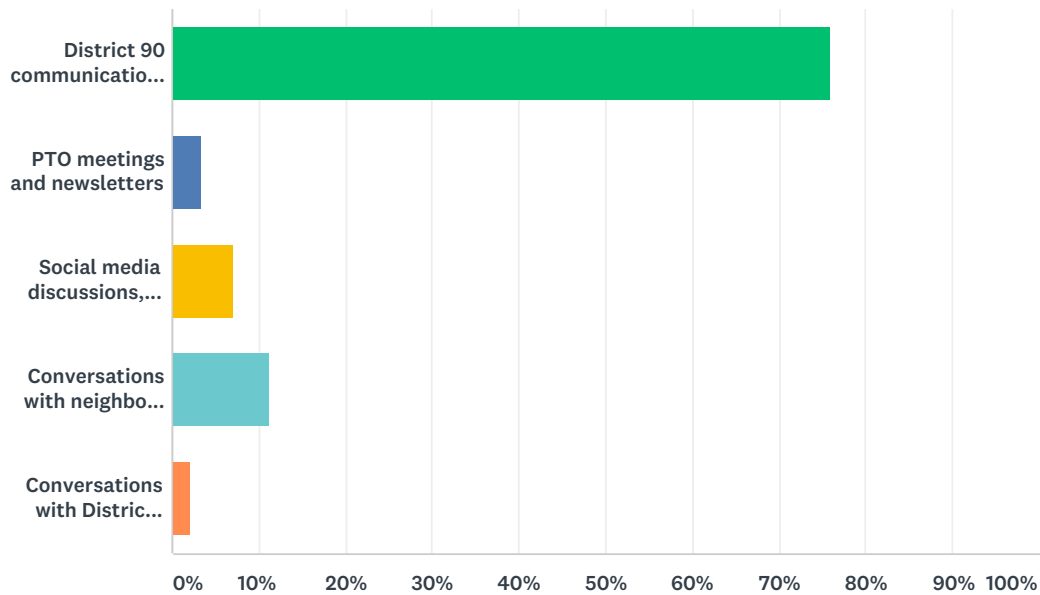


	1	2	3	4	5	6	7	8	TOTAL	SCORE
Assurance that my child will continue to receive additional support as an advanced or struggling learner	34.60% 82	14.77% 35	12.66% 30	8.02% 19	7.59% 18	7.17% 17	8.44% 20	6.75% 16	237	5.72
Continued primary focus on core subjects of reading/writing, math, science, and social studies	18.14% 43	21.94% 52	15.61% 37	17.72% 42	12.24% 29	7.17% 17	3.80% 9	3.38% 8	237	5.62
Teachers will receive adequate and appropriate professional development in using longer instructional periods effectively	9.28% 22	13.50% 32	17.72% 42	9.28% 22	15.61% 37	15.19% 36	10.97% 26	8.44% 20	237	4.60
All students receive increased instructional time in math	12.66% 30	16.46% 39	9.28% 22	13.92% 33	10.13% 24	13.50% 32	10.97% 26	13.08% 31	237	4.58
Ability to choose between foreign languages and exploratory courses	8.86% 21	11.81% 28	10.97% 26	15.19% 36	16.46% 39	13.08% 31	11.81% 28	11.81% 28	237	4.36

Classroom time for art, music, and STEM instruction will remain the same	6.75% 16	8.86% 21	15.61% 37	11.39% 27	13.92% 33	17.72% 42	13.50% 32	12.24% 29	237	4.15
District 90's reputation as a high-performing school district	6.33% 15	9.28% 22	6.33% 15	13.08% 31	9.28% 22	10.55% 25	23.21% 55	21.94% 52	237	3.56
Ability of teachers to forge stronger relationships with students due to decreased total number of students	3.38% 8	3.38% 8	11.81% 28	11.39% 27	14.77% 35	15.61% 37	17.30% 41	22.36% 53	237	3.41

Q6 How are you keeping informed about the developments regarding the modified master schedule at Roosevelt Middle School?

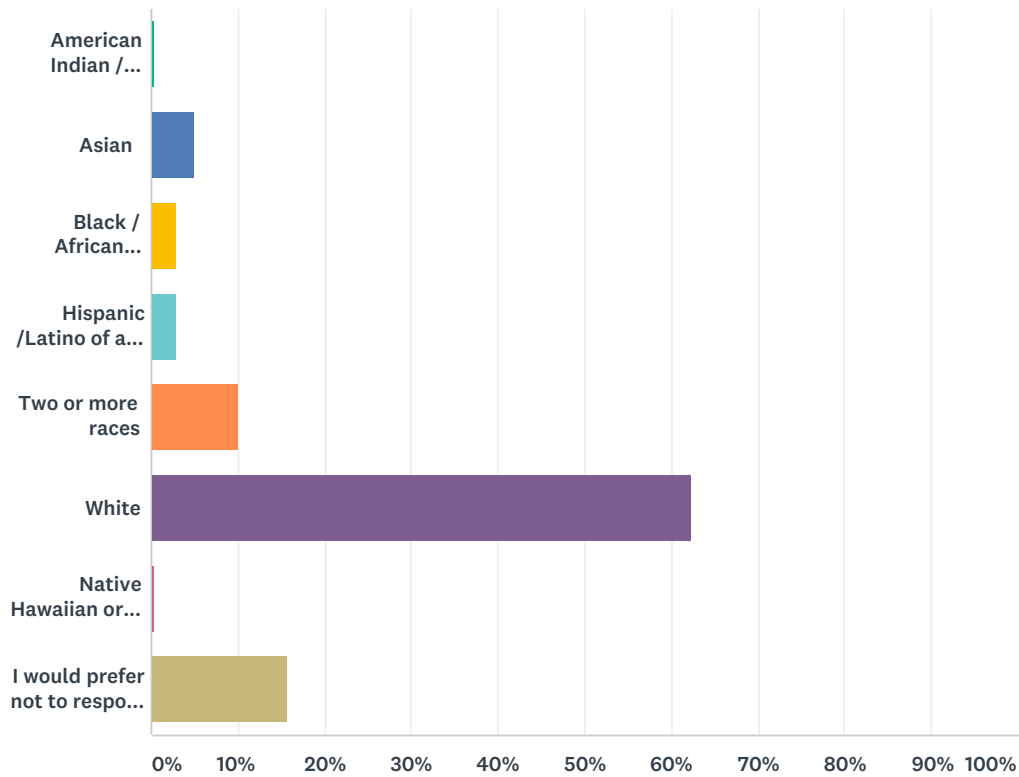
Answered: 237 Skipped: 0



ANSWER CHOICES	RESPONSES	
District 90 communication channels, such as emails, articles in the Primer, Board of Education meetings	75.95%	180
PTO meetings and newsletters	3.38%	8
Social media discussions, such as on Facebook or Twitter	7.17%	17
Conversations with neighbors, other parents, etc.	11.39%	27
Conversations with District 90 and Roosevelt administrators, teachers, or other faculty members	2.11%	5
TOTAL		237

Q7 My child or children's race or ethnicity is ... (please check all that apply)

Answered: 237 Skipped: 0



ANSWER CHOICES	RESPONSES	
American Indian / Alaskan Native	0.42%	1
Asian	5.06%	12
Black / African American	2.95%	7
Hispanic /Latino of any race	2.95%	7
Two or more races	10.13%	24
White	62.45%	148
Native Hawaiian or other Pacific Islander	0.42%	1
I would prefer not to respond to this question	15.61%	37
TOTAL		237