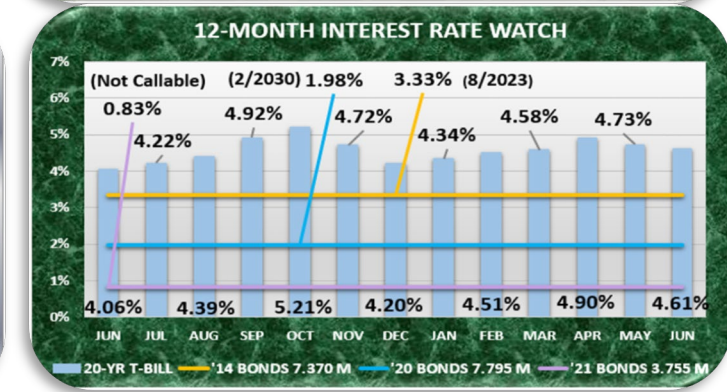
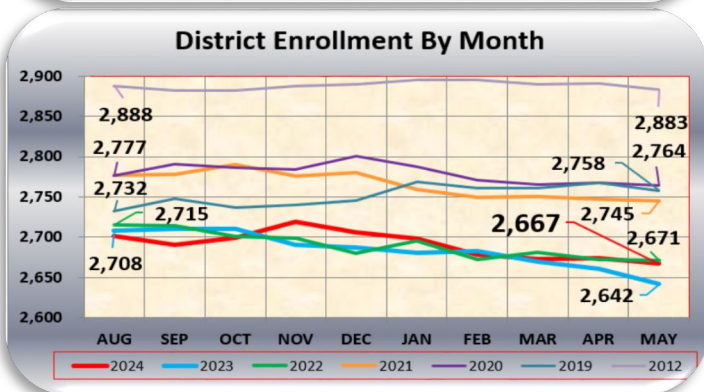
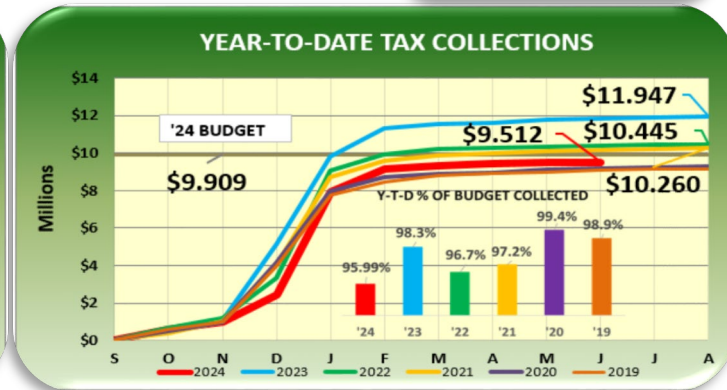
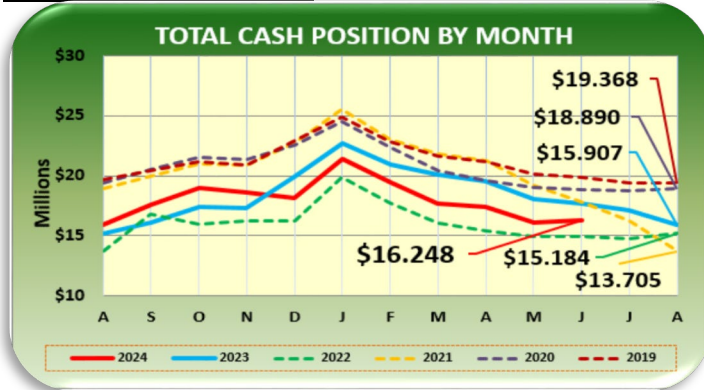
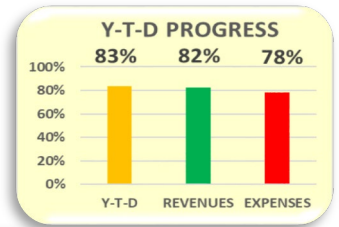


<b>FY24 STATE AID EARNED</b>
As of May 1, 2024
<b>STATE UNDERPAYMENT</b>
<b>\$994,701</b>
<b>COMPARED TO BUDGET</b>
<b>\$476,327</b>

# GATESVILLE ISD

## VITAL SIGNS

June 30, 2024



**ENROLLMENT BY GRADE (May 31)**

Grade	2019	2020	2021	2022	2023	2024
EE	30	19	14	19	22	31
PK	51	47	66	75	88	82
KD	179	212	215	178	185	194
1	213	190	211	218	187	214
2	207	203	181	202	212	205
3	213	212	195	196	203	203
4	216	207	213	185	184	211
5	189	216	214	210	192	185
6	222	201	210	203	209	201
7	191	233	200	207	210	203
8	234	197	220	203	201	201
9	219	240	202	228	201	203
10	202	206	227	171	202	178
11	186	193	193	195	164	201
12	206	188	184	181	182	155

ENROLLMENT CHANGE FROM LAST MONTH: -7													ENROLLMENT CHANGE FROM LAST YEAR: +25																
EE	PK	KD	1	2	3	4	5	6	7	8	9	10	11	12	EE	PK	KD	1	2	3	4	5	6	7	8	9	10	11	12
-1	-1	1	-1	0	1	-1	-1	-1	0	-2	1	-2	-1	1	9	-6	9	27	-7	0	27	-7	-8	-7	0	2	-24	37	-27
PRI: -1	ELE: 0					INT: -3			JH: -2		HS: -1			PRI: +12	ELE: +20					INT: +12			JH: -7		HS: -12				

**2023-2024 ATTENDANCE BY GRADE LEVEL (AUG 10 - MAY 31)**

GRADE:	EE	PK	K	1	2	3	4	5	6	7	8	9	10	11	12	GISD
MAY	88.72%	93.58%	93.88%	95.25%	94.89%	95.23%	95.61%	95.81%	95.16%	94.54%	92.21%	93.45%	92.77%	92.57%	88.41%	93.90%
+/- APR	93.42% (-1.25%)			95.12% (-1.06%)			95.52% (-0.04%)			93.38% (-0.22%)			92.02% (-1.32%)			(+0.00%)
CAMPUS	PRIMARY			ELEMENTARY			INTERMEDIATE			JUNIOR HIGH			HIGH SCHOOL			GISD
Y-T-D	89.67%	92.77%	93.67%	94.90%	94.86%	95.18%	94.86%	95.35%	94.96%	94.72%	93.09%	93.89%	92.87%	93.40%	91.97%	94.11%
+/- '24	93.21% (+0.38%)			94.98% (-0.08%)			95.05% (-0.44%)			93.90% (-0.40%)			93.10% (-0.12%)			(-0.17%)
CAMPUS	PRIMARY			ELEMENTARY			INTERMEDIATE			JUNIOR HIGH			HIGH SCHOOL			GISD