



**Agenda IV.A.5
March 28, 2024**

**To: Board of Education
Dr. Theresa Battle, Superintendent**

From: Tyler Dehne, Director of Finance

Date: March 19, 2024

Re: Budget Analysis for the Month Ending January 31, 2024

Recommendation: That the Board accepts the Budget Analysis for the month ending January 31, 2024.

The January Budget Reports are presented for Board information and review. The reports indicate the following:

	Year-to-Date Revenue	% of Adopted Budget	Year-to-Date Expenditures	% of Adopted Budget
All Funds	\$ 85,949,535	41.22%	\$ 102,672,354	50.49%
General Fund	\$ 61,461,736	38.37%	\$ 70,996,511	46.23%

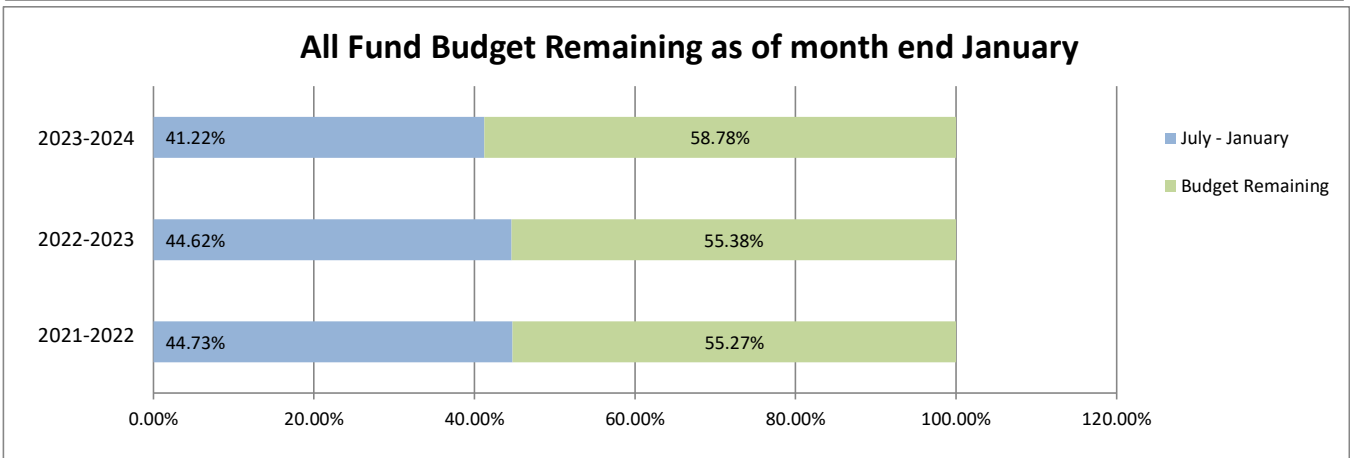
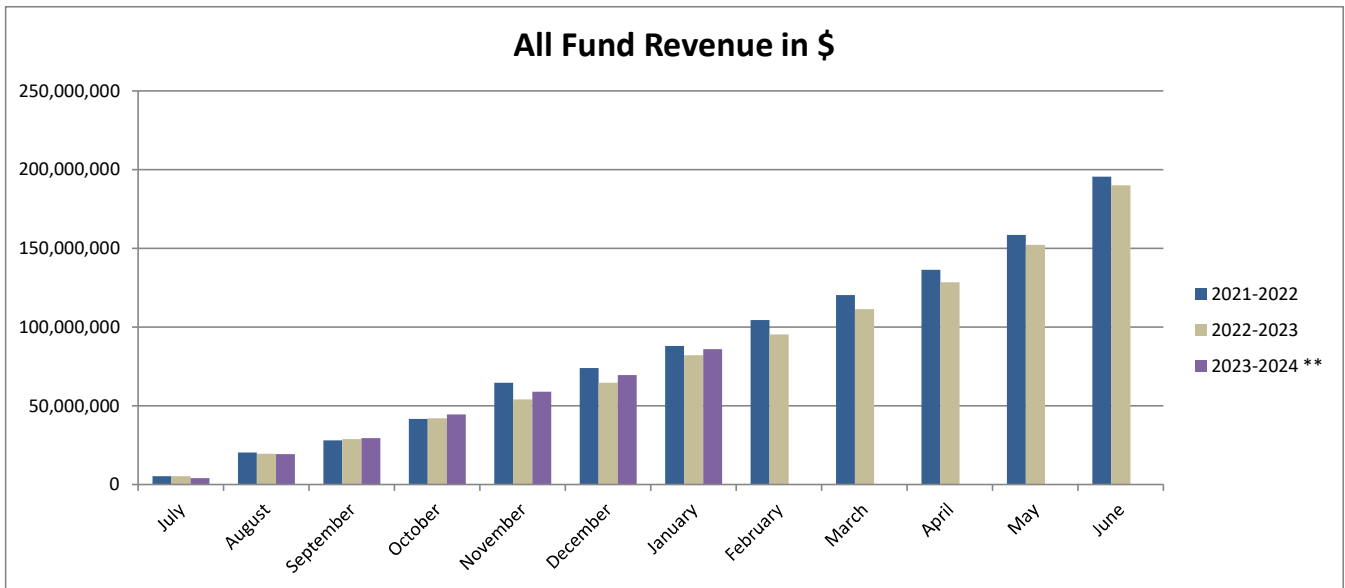
To assist the Board in monitoring monthly financial activity and to help identify budget-to-actual deviations, the following graphs have been developed for all funds and the general fund:

Revenues Year-to-Date for Last two years and Current year
Expenditures Year-to-Date for Last two years and Current year

All of the reports and graphs show last year's actual figures, this year's budget and this year's activity to date. Additional detail is available upon request.

**REVENUE COMPARISON
ALL FUNDS**

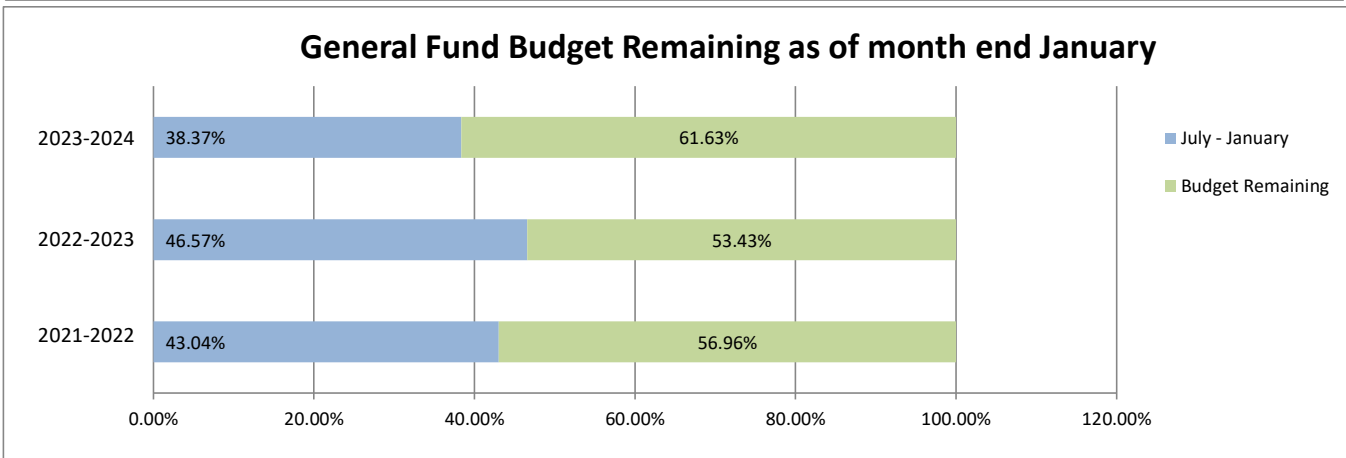
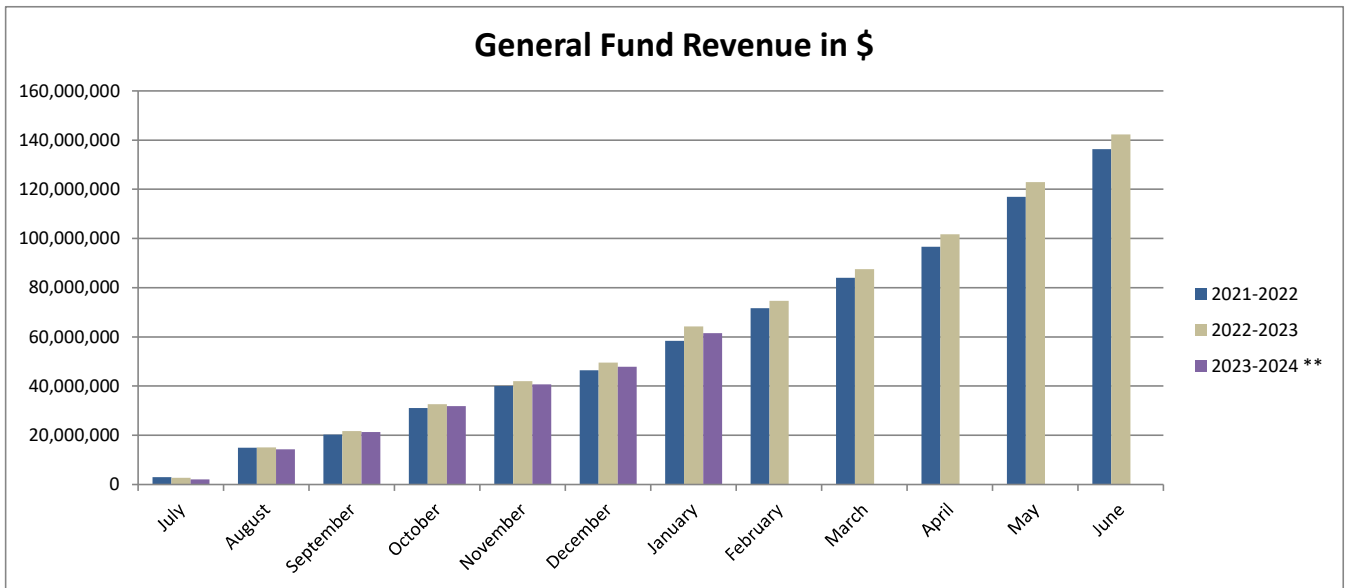
	2021-2022		2022-2023		2023-2024 **	
	\$	%	\$	%	\$	%
July	5,298,428	2.69%	5,211,222	2.83%	3,923,767	1.88%
August	20,358,554	10.34%	19,546,851	10.63%	19,367,531	9.29%
September	28,136,656	14.30%	28,812,784	15.67%	29,426,322	14.11%
October	41,631,893	21.15%	42,091,259	22.89%	44,587,953	21.38%
November	64,659,908	32.86%	54,008,523	29.37%	58,912,738	28.25%
December	73,979,823	37.59%	64,648,180	35.15%	69,535,132	33.34%
January	88,036,615	44.73%	82,067,715	44.62%	85,949,535	41.22%
February	104,470,173	53.08%	95,325,754	51.83%	0	0.00%
March	120,312,724	61.13%	111,508,111	60.63%	0	0.00%
April	136,207,121	69.21%	128,551,918	69.90%	0	0.00%
May	158,547,029	80.56%	152,059,166	82.68%	0	0.00%
June	195,607,991	99.39%	190,043,786	103.33%	0	0.00%
BUDGET	196,799,175	100.00%	183,913,084	100.00%	208,539,165	100.00%



** The year to year comparison will vary due to the timing of the reversal of prior year accruals and based on timing of financial activity, monthly figures are subject to change

**REVENUE COMPARISON
GENERAL FUND**

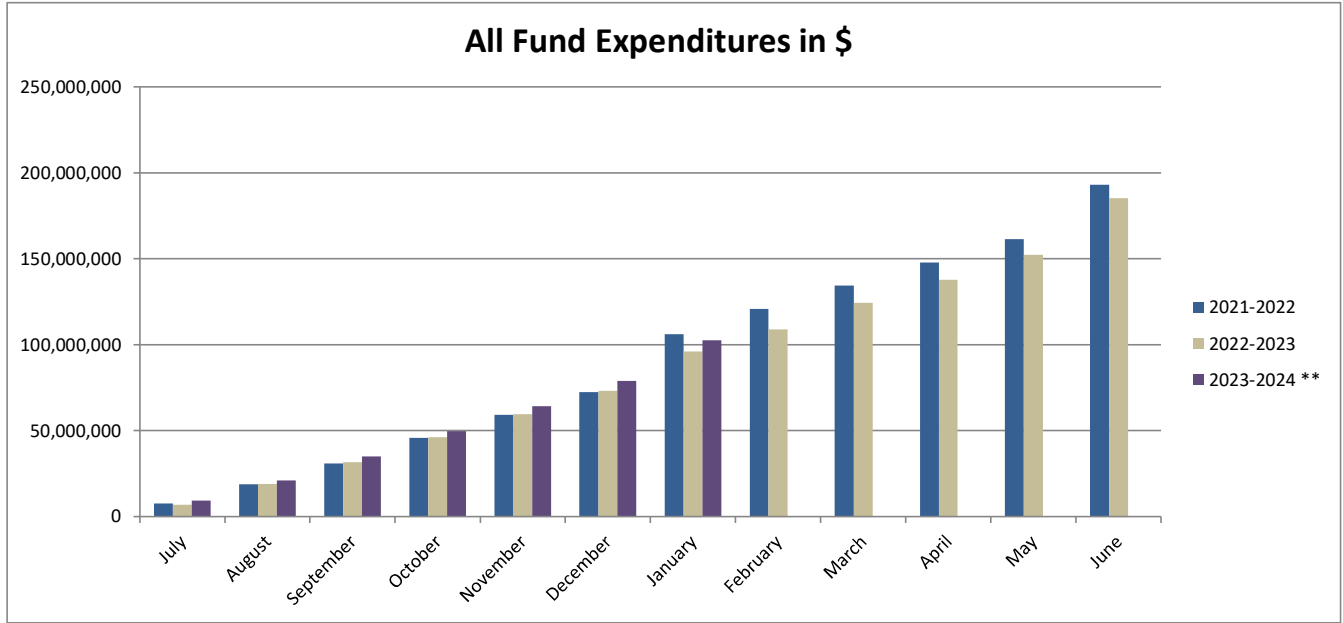
	2021-2022		2022-2023		2023-2024 **	
	\$	%	\$	%	\$	%
July	2,907,172	2.14%	2,782,571	2.02%	2,054,035	1.28%
August	14,923,642	10.98%	15,069,992	10.94%	14,217,775	8.88%
September	20,264,600	14.91%	21,696,447	15.75%	21,337,010	13.32%
October	31,072,851	22.87%	32,616,003	23.68%	31,945,444	19.94%
November	40,153,389	29.55%	42,025,977	30.51%	40,706,009	25.41%
December	46,491,149	34.21%	49,535,706	35.96%	47,800,679	29.84%
January	58,485,580	43.04%	64,158,526	46.57%	61,461,736	38.37%
February	71,619,316	52.71%	74,679,348	54.21%	0	0.00%
March	84,028,770	61.84%	87,518,465	63.53%	0	0.00%
April	96,590,415	71.08%	101,791,548	73.89%	0	0.00%
May	116,854,949	86.00%	122,924,136	89.23%	0	0.00%
June	136,320,648	100.32%	142,274,703	103.28%	0	0.00%
BUDGET	135,885,717	100.00%	137,755,710	100.00%	160,186,251	100.00%



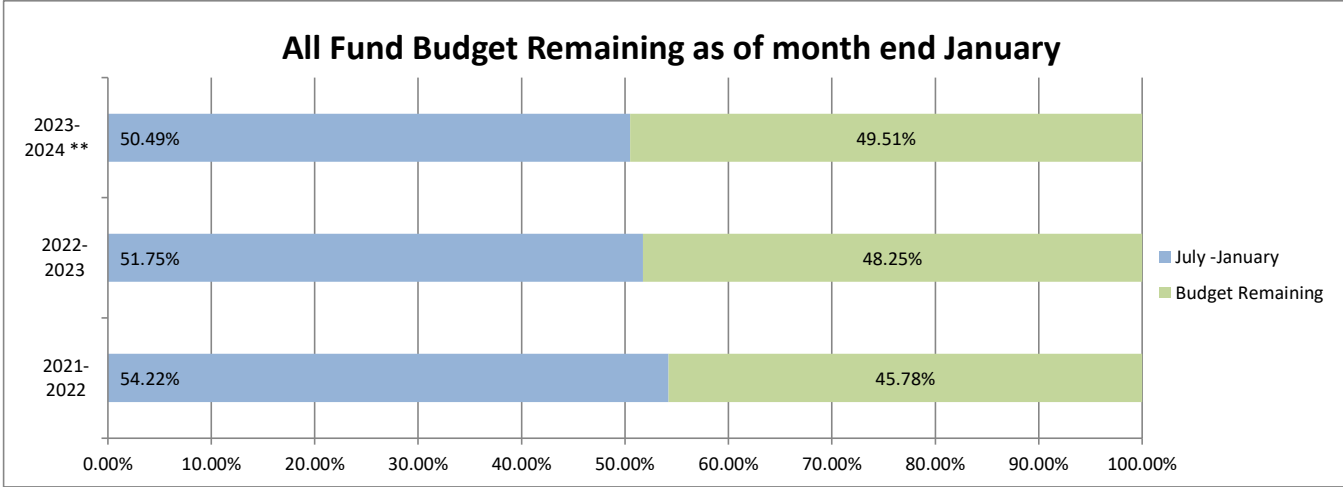
** The year to year comparison will vary due to the timing of the reversal of prior year accruals and based on timing of financial activity, monthly figures are subject to change

**EXPENDITURE COMPARISON
ALL FUNDS**

	2021-2022		2022-2023		2023-2024 **	
	\$	%	\$	%	\$	%
July	7,576,301	3.87%	6,846,145	3.69%	9,311,625	4.58%
August	18,666,589	9.53%	18,979,577	10.22%	20,942,388	10.30%
September	30,852,672	15.75%	31,646,042	17.05%	35,122,008	17.27%
October	45,790,996	23.38%	46,123,533	24.85%	49,720,835	24.45%
November	59,277,157	30.27%	59,574,576	32.09%	64,276,579	31.61%
December	72,545,028	37.04%	73,187,172	39.43%	78,945,654	38.82%
January	106,184,839	54.22%	96,054,702	51.75%	102,672,354	50.49%
February	120,813,912	61.69%	108,872,180	58.65%	0	0.00%
March	134,387,435	68.62%	124,261,557	66.94%	0	0.00%
April	147,917,512	75.53%	137,800,461	74.24%	0	0.00%
May	161,442,665	82.43%	152,188,528	81.99%	0	0.00%
June	192,966,400	98.53%	185,336,975	99.85%	0	0.00%
BUDGET	195,843,777	100.00%	185,621,470	100.00%	203,361,619	100.00%

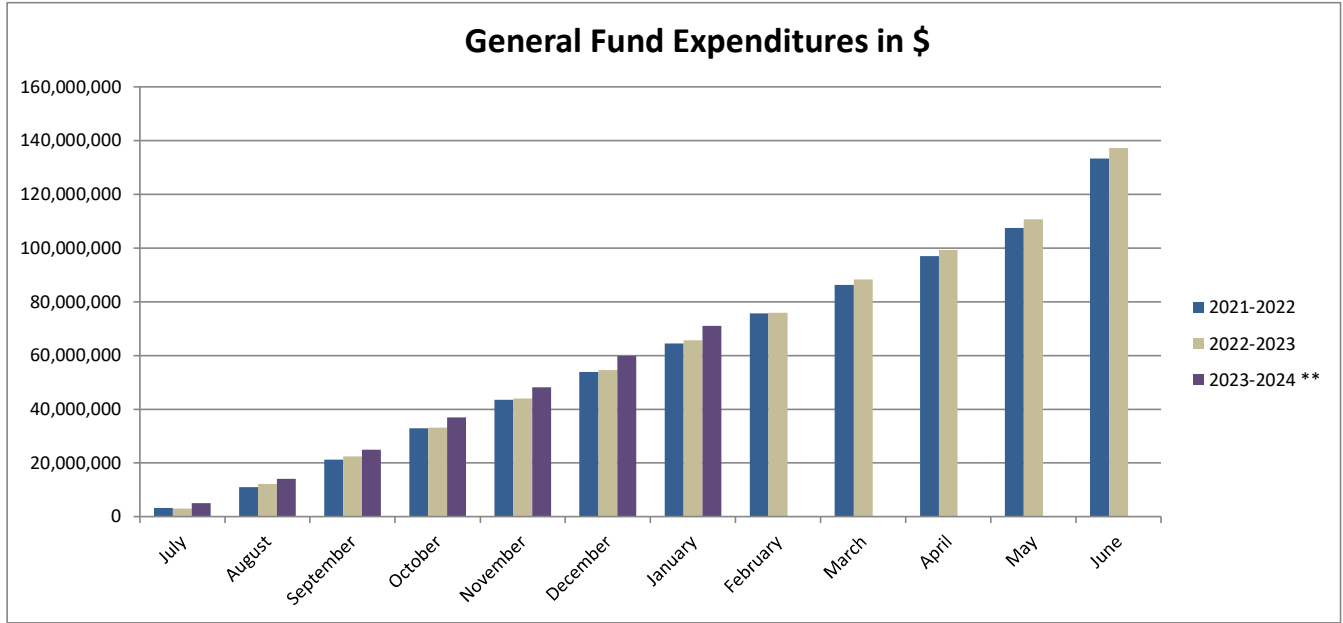


**based on timing of financial activity, monthly figures are subject to change



**EXPENDITURE COMPARISON
GENERAL FUND**

	2021-2022		2022-2023		2023-2024 **	
	\$	%	\$	%	\$	%
July	3,258,178	2.40%	2,991,235	2.17%	5,034,065	3.28%
August	10,886,189	8.00%	12,150,968	8.82%	14,041,027	9.14%
September	21,189,447	15.58%	22,316,375	16.19%	24,985,208	16.27%
October	32,864,644	24.16%	33,077,014	24.00%	36,953,232	24.06%
November	43,449,234	31.94%	44,001,209	31.93%	48,220,445	31.40%
December	53,909,332	39.63%	54,594,640	39.62%	59,804,086	38.94%
January	64,483,325	47.40%	65,687,324	47.67%	70,996,511	46.23%
February	75,609,009	55.58%	75,861,166	55.05%	0	0.00%
March	86,292,890	63.43%	88,349,602	64.11%	0	0.00%
April	97,013,445	71.31%	99,274,558	72.04%	0	0.00%
May	107,457,075	78.99%	110,663,496	80.31%	0	0.00%
June	133,320,629	98.00%	137,313,387	99.64%	0	0.00%
BUDGET	136,035,698	100.00%	137,803,486	100.00%	153,581,253	100.00%



**based on timing of financial activity, monthly figures are subject to change

