

VMS Bulldogs

24-25 Board Presentation



Overview

Celebrations

Mission and Vision


Focus on Learning

Collective Responsibility

Results Orientation

Conclusion

Thank you



Celebrations



- **Ranked 230 out of more than 1,900 MS**
- **P.I.E (Partners in Education) Group**
- **Fully Air Conditioned**
- **\$11,279 Donated for Walkin The Dawgs**
- **Sawyer Duncan- Meritorious Professional Service (SHAPE)**
- **Shannon Howard- MIWLA Teacher of the Year K-12 World Language**


Celebrations

Michigan World Language Association
Middle School Teacher of the Year


Shannon Howard



The MIWLA Teacher of the Year Awards
honor the accomplishments of exemplary
K-12 world language teachers




No Failing Grade



Mission and Vision

To maximize the success and potential of each student and staff member.

All students will graduate college and career ready.



PLC's


Key Principles and Non-Negotiables of a Professional Learning Community



Focus on Learning: Ensuring All Students Learn	Building a Collaborative Culture and Collective Responsibility	Establishing a Results Orientation
Guaranteed and Viable Curriculum	Shared Vision, Mission, Values, and Goals	Data Mindset: Efficacy, Transparency
Balanced and Coherent Assessment System	High-Performing Collaborative Teams	Data Management, Collection, and Analysis
Schoolwide Multi-Tiered System of Instruction and Supports	Intentional Collaboration	Action to Improve Results

Focus on Learning

- **Guaranteed and Viable Curriculum**
- **Balanced and Coherent Assessment System**
- **Schoolwide Multi-Tiered Systems of Instruction and Supports**



Math and Reading ELO

Reading:

4% exited 1st Marking Period
23% exited 2nd Marking Period

Math:

30% exited 1st Marking Period
43% exited 2nd Marking Period



KRESA Career Connect




KRESA Xello

Pictures will go here

Sixth graders at VMS recently got a fun lesson in budgeting.

KRESA Career Coach Dawn Pincumbe brought in the Smarties budget activity to teach them about finances. They used Smarties as currency and had to figure out what things were most important and plan how they would spend their money each month and what they would do if they didn't have enough smarties.



MICareer Quest



Minds in Motion



Collective Responsibility

- **Shared Vision, Mission, Values, and Goals**
- **High-Performing Collaborative Teams**
- **Intentional Collaboration**



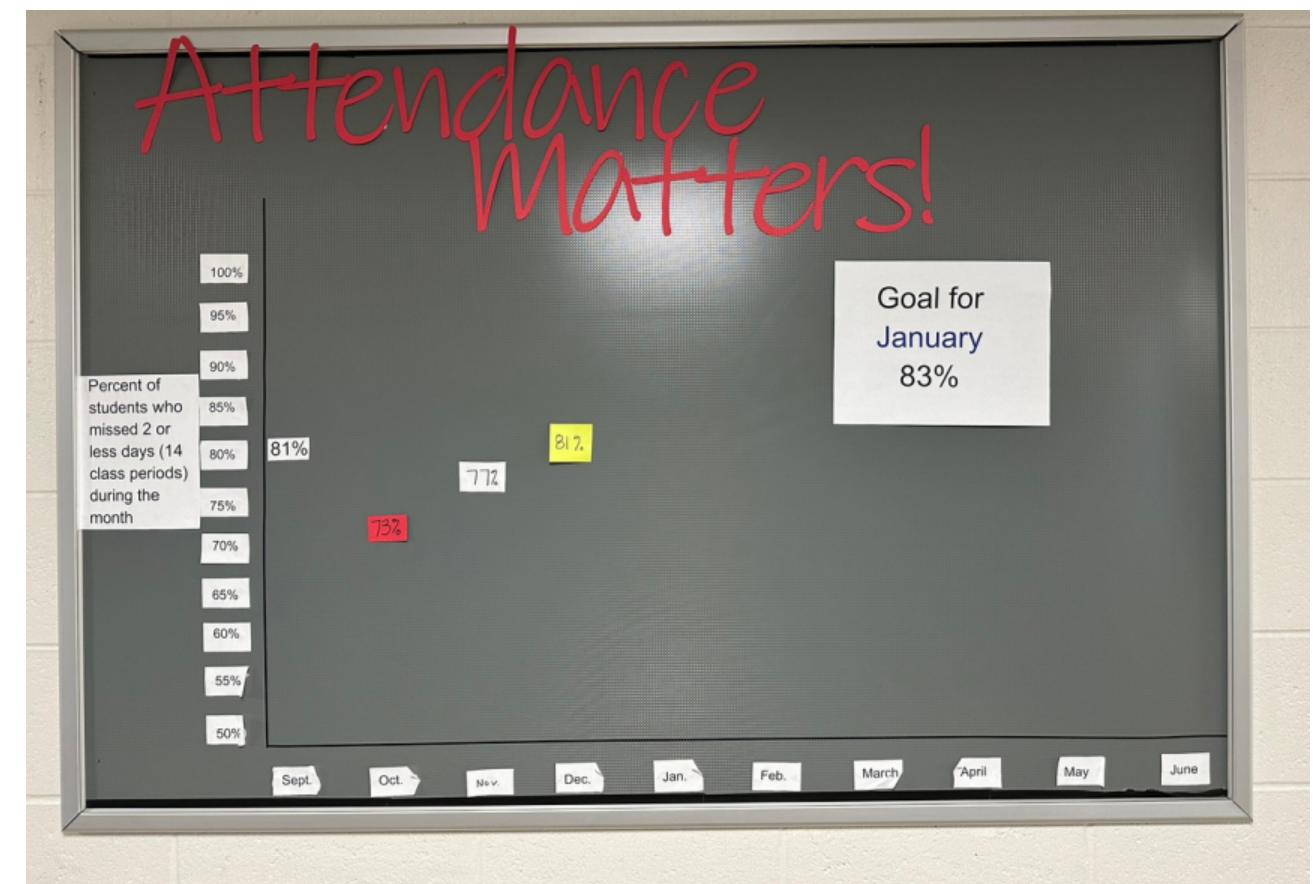
Building Instructional Goal

We will use formative assessments based on our learning targets, for instruction that will guide instructional decisions. We will monitor student learning to provide ongoing feedback that can be used by instructors to improve their teaching and by students to improve their learning.



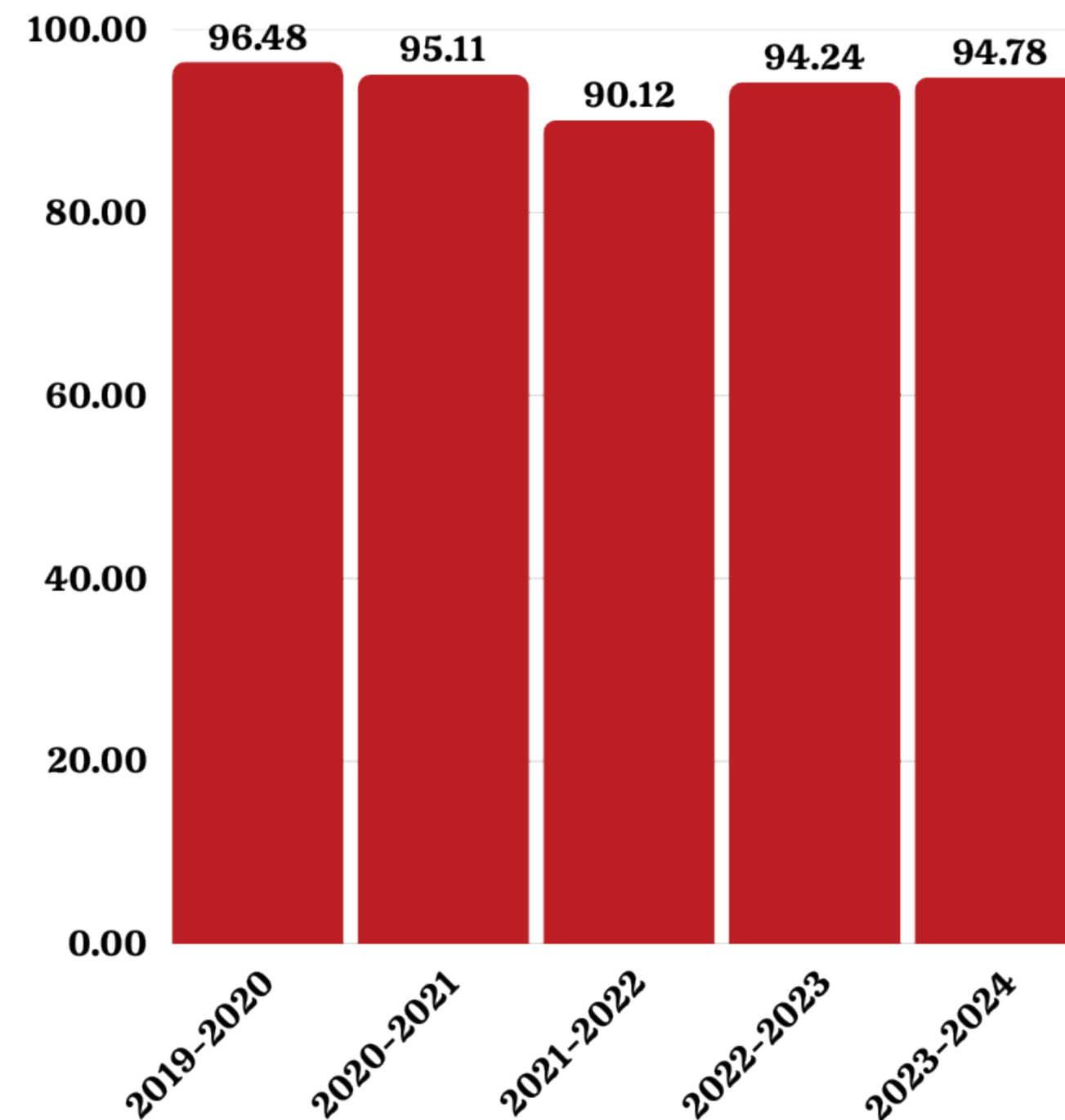
Results Orientation

- **Data Mindset: Efficacy, Transparency**
- **Data Management, Collection, and Analysis**
- **Action to Improve Results**



VMS Average Daily Attendance

- **Before Covid - 95.12%**
- **During Covid - 90.12%**
- **After Covid - 94.78%**



SEL




Staff Wellness



Building Healthy Communities

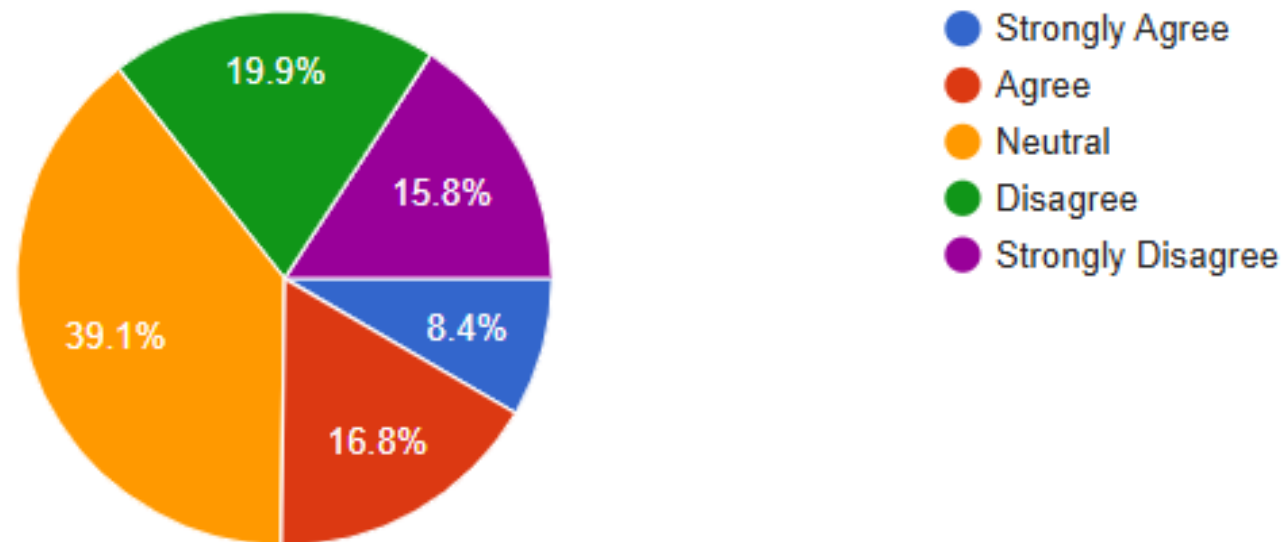
- **Step Challenge- February**
- **Water Challenge- Water**
- **Hearty Hustle**
- **Pickleball and Badminton Intramurals**



Student Survey


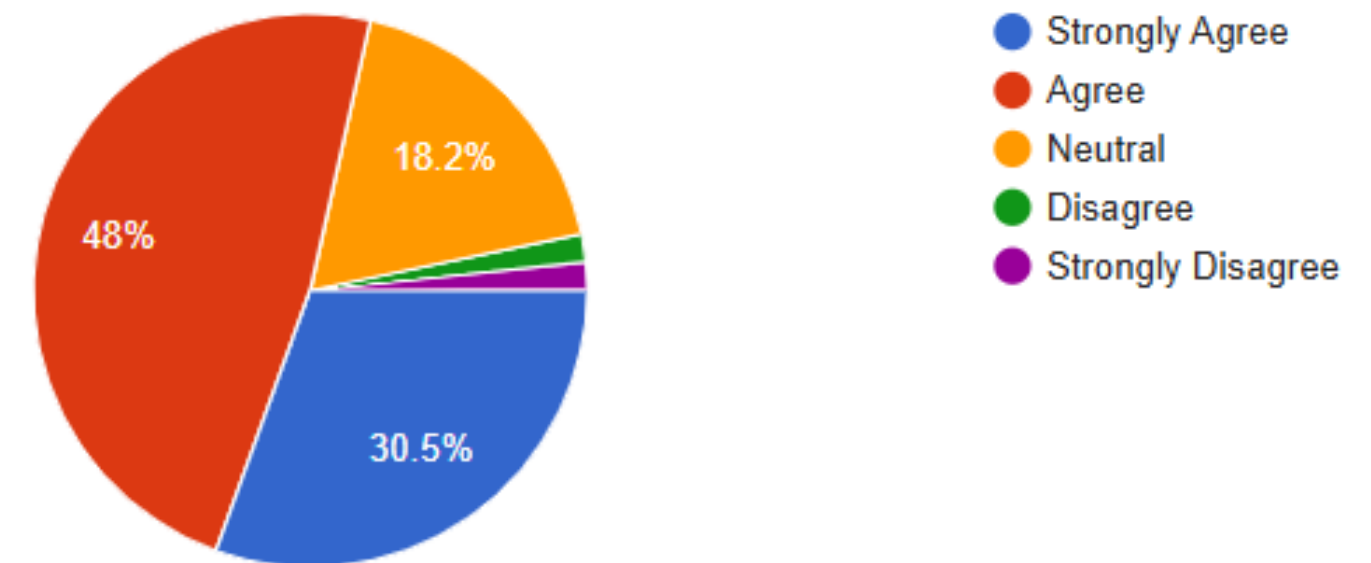
31. In my school, students help each other even if they are not friends.

488 responses


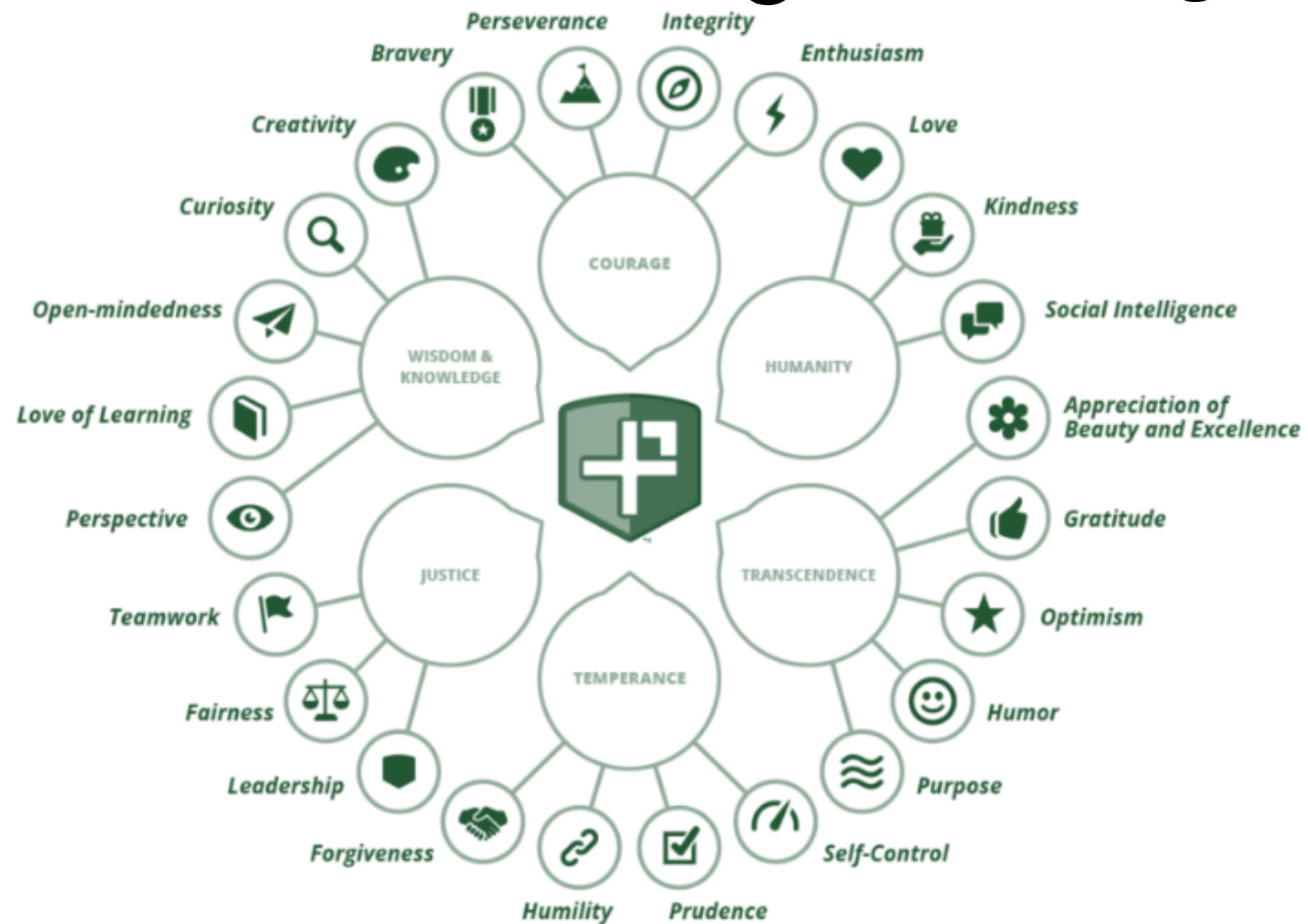


13. My school gives me multiple assessments to check my understanding of what was taught.

488 responses



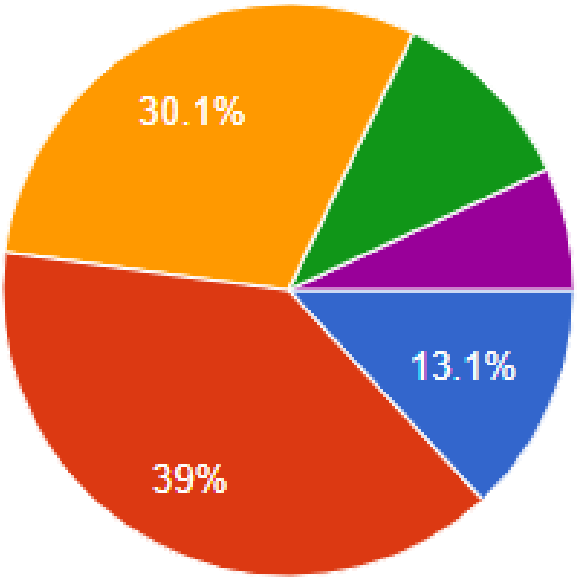
Positivity Project



Parent Survey

14. Bullying is not tolerated at our school.

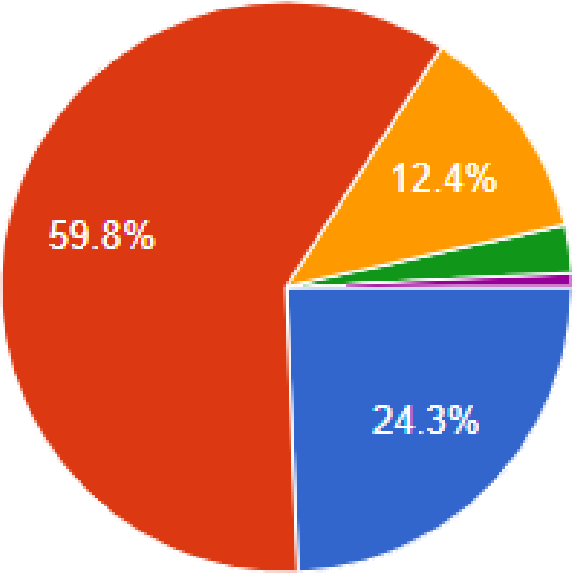
259 responses




- Strongly Agree
- Agree
- Neutral
- Disagree
- Strongly Disagree

11. Students and families are treated with respect.

259 responses



- Strongly Agree
- Agree
- Neutral
- Disagree
- Strongly Disagree




Behavior Academies




"ONCE EDUCATORS EMBRACE THE FACT THAT PUNITIVE CONSEQUENCES ARE NOT THE BEST WAY TO RESPOND TO STUDENT BEHAVIOR CHALLENGES, THE QUESTION REMAINS: HOW DO WE INTERVENE WHEN STUDENTS LACK ESSENTIAL BEHAVIORS? THIS BOOK PROVIDES THE ANSWERS! THE AUTHORS BREAK DOWN EXACTLY HOW TO TARGET, MODEL, TEACH, PRACTICE, ASSESS, AND SUPPORT STUDENTS IN ESSENTIAL BEHAVIORS LIKE MOTIVATION, SELF-MONITORING, MINDSET, AND HEALTHY SOCIAL INTERACTIONS. THIS BOOK IS TRULY A GAME-CHANGER!"

-MIKE MATTOS, AUTHOR AND EDUCATION EXPERT



Behavior Academies

- Hands-Off Academy
- Check-In Check Out Academy
 - Civility Academy
- Organizational Skills Academy
 - Social Skills Academy
 - Upstander Academy
 - Motivational Academy
 - Emotional Academy



Structure of Behavior Academies

Initial Session

Introduction and purpose
Preskills assessment
Goal setting

Ongoing Sessions

Every ongoing behavior academy session is divided into three parts.


1. Check-in and progress monitoring (five minutes)
2. Targeted lesson and skill rehearsal (ten to fifteen minutes)
3. Commitment and practice (five minutes)

Exit Session

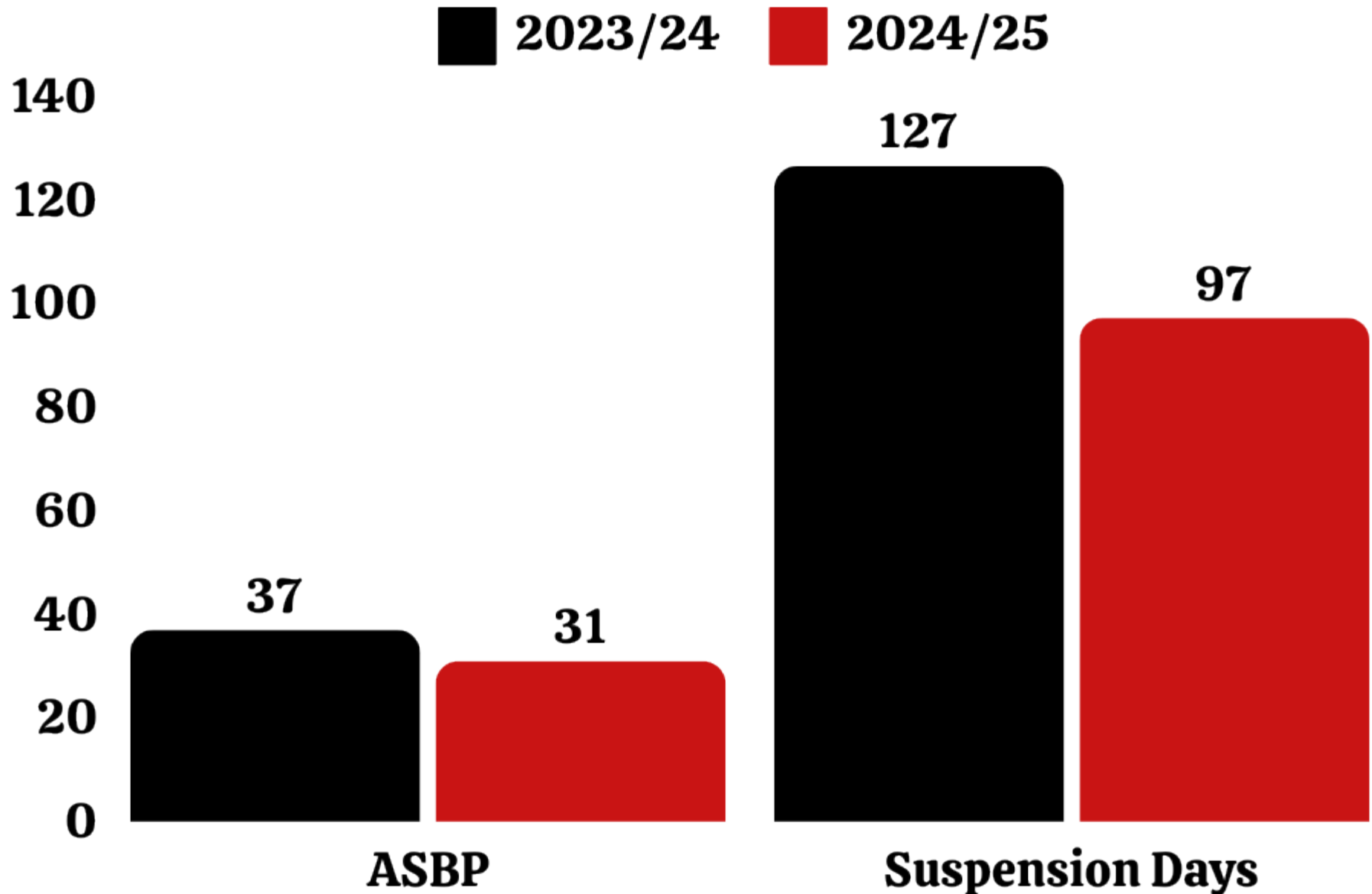
Exit requirement (that is, exit interview, project, exam, and so on)
Postskills assessment and goal mastery
Commitment for ongoing success

Check-In Check-Out Behavior Academy

Behavior Academy	Description	Entrance Criteria	Exit Criteria
Check-In Check-Out Academy	Designed for students struggling with repeated minor classroom misbehaviors	<p>The student demonstrates repeated minor behavior challenges within the classroom (for example, disruptions, blurting out, difficulty staying on task and so on).</p> <p>The student has three or more classroom-based discipline write-ups, referrals, or reports within a two week period.</p> <p>An administrator or support provider recommends the academy.</p>	<p>The student is consistently applying the learned skills.</p> <p>The student has zero discipline write-ups, referrals, or reports for behavior challenges within the classroom for a six- to eight- week period.</p> <p>The student meets CICO point card goals consistently for a six- to eight-week period.</p> <p>An administrator or support provider improved progress ratings.</p>




VMS Major Violations Discipline Data



Semester 1

- Reduced Suspensions days by 23%
- Reduced ASBPs by 16%

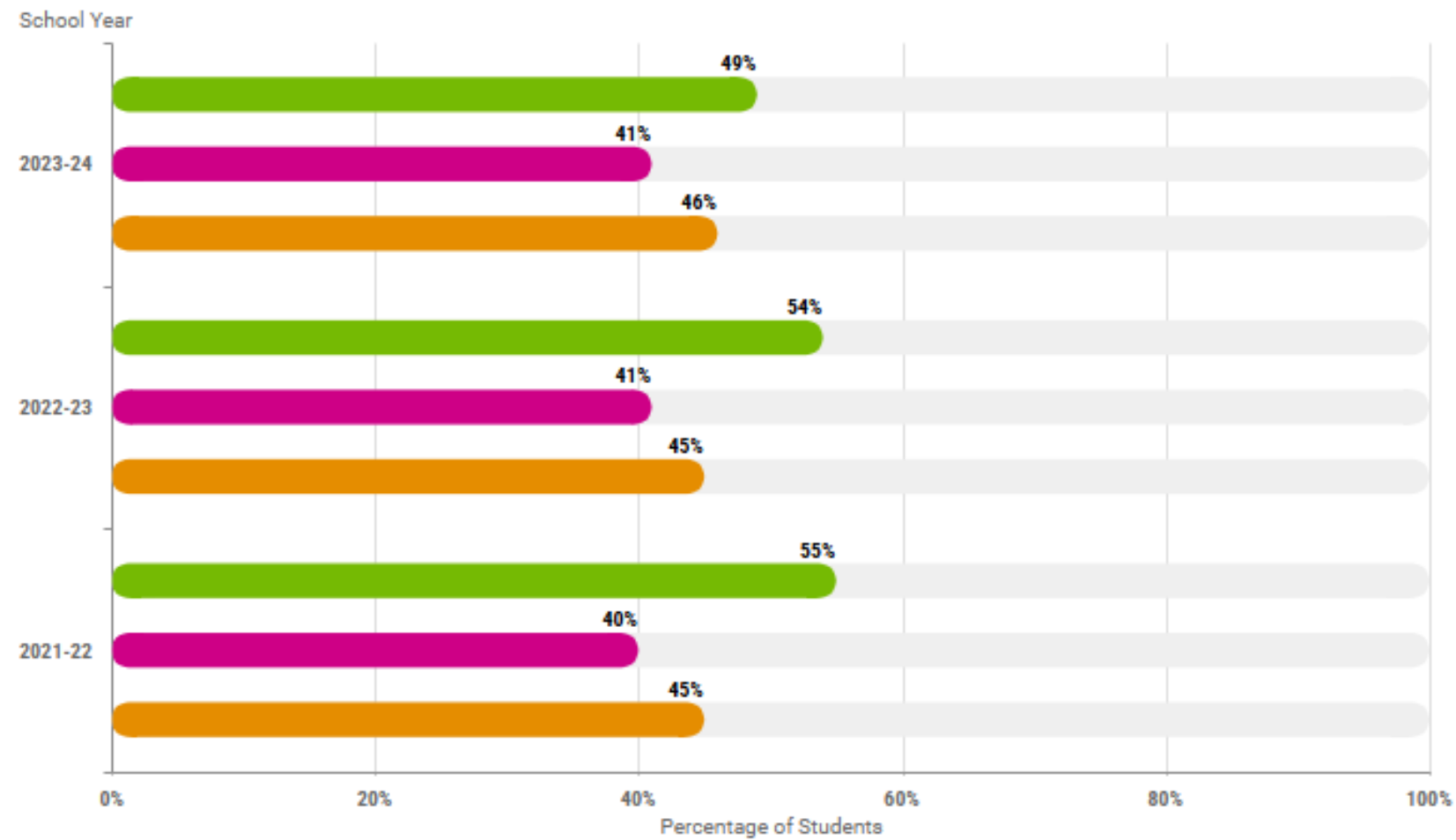


Schools Close to VMS

- Plainwell Middle School
- L.E. White Middle School
- Hopkins Middle School
- Pennfield Middle School
- Edwardsburg Middle School
- Springfield Middle School
- Marshall Middle School
- Portage Middle School
- Hillside Middle School
- Otsego Middle School
- Comstock Middle School
- Legg Middle School
- Dowagiac Middle School
- Parchment Middle School
- Constantine Middle School
- Three Rivers Middle School
- Sturgis Middle School
- Gull Lake Middle School
- Hartford Middle School
- Mattawan Middle School
- Paw Paw Middle School
- Portage Middle School
- Linden Grove Middle School
- Battle Creek STEM Innovation Center
- Cassopolis Middle School
- Marcellus Middle School
- Maple Street Magnet School for the Arts
- Milwood Magnet Middle School



ELA MStep Results



Key: The graphs above show your chosen school vs two other sources of data over a 3 school-year period

 Vicksburg Middle School



Average
of
Similar
Schools:




Student Characteristics

or

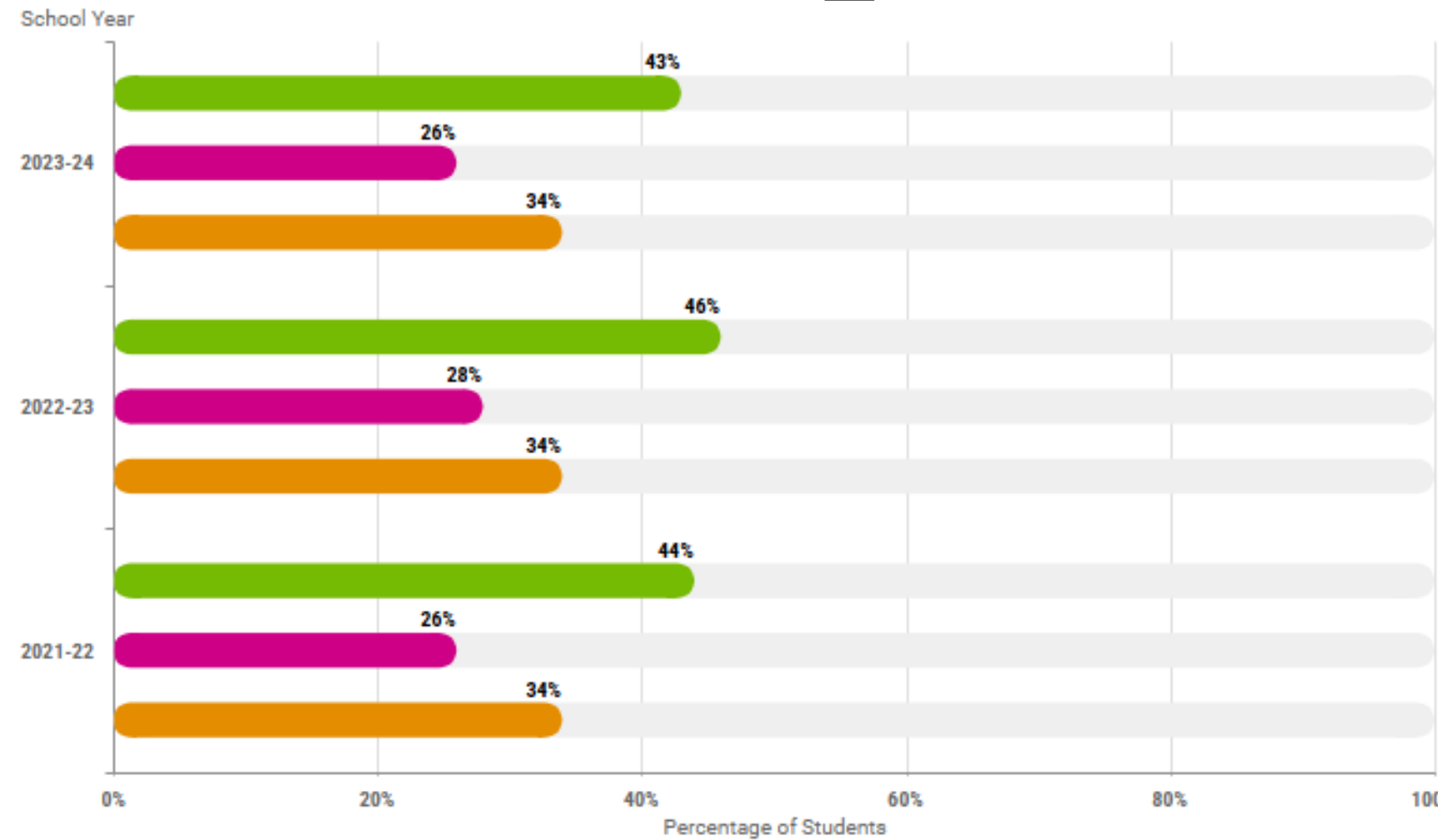
✓ Distance

[View Schools](#)

[View Schools](#)

 State of Michigan Average

Math MStep Results



Key: The graphs above show your chosen school vs two other sources of data over a 3 school-year period

 Vicksburg Middle School




Average of Similar Schools: [View Schools](#)


[Student Characteristics](#)

or

[Distance](#)

[View Schools](#)

 State of Michigan Average



PSAT 8/9 Fall 2023 Data (Practice)


Vicksburg Middle School

PSAT 8/9 | Fall 2023 | 8th Grade [View Students](#) | [Excel Export](#)

Mean Score
Section Benchmark Performance

Total

	# of Testers	Score Distribution	Mean Total Score (240-1440)
School	192		786
District	192		786
State	14,095		738
All Testers	399,578		767



PSAT 8/9 Spring 2024 Data

Vicksburg Middle School

PSAT 8/9 | Spring 2024 | 8th Grade

[View Students](#) | [Excel Export](#)

Mean Score

Section Benchmark Performance

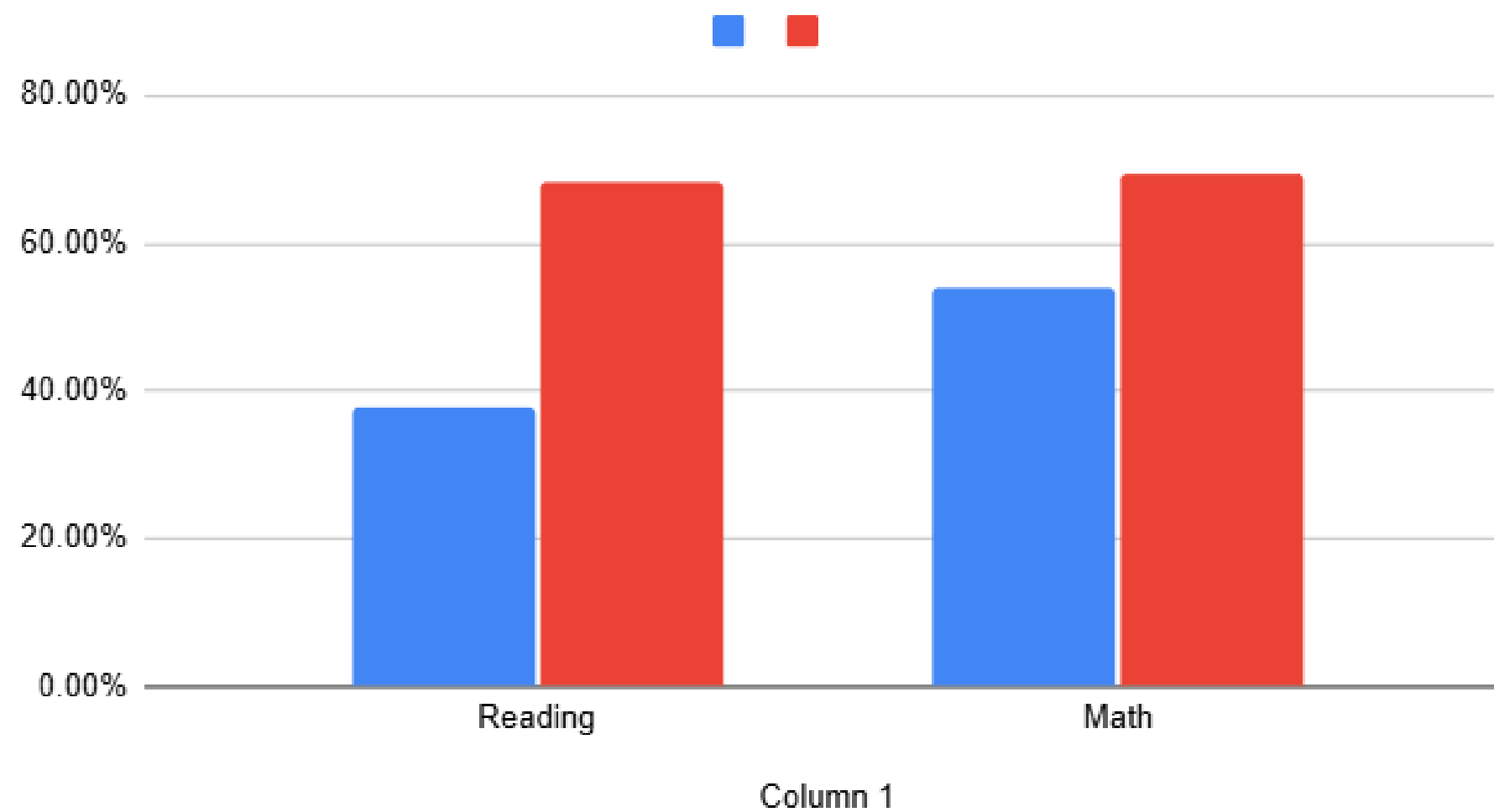
Total

	# of Testers	Score Distribution	Mean Total Score (240-1440)
School	201		240 839 1440
District	201		240 839 1440
State (Public Schools Only)	98,690		240 820 1440
State (All Schools)	99,490		240 821 1440
U.S. and U.S. Territories	157,273		240 831 1440
Global Testers	160,249		240 833 1440



STAR Data Targets

W2023 and W2024



STAR Reading W2023- 37.8% M-Step Ready W2024- 68.3%

STAR Math W2023- 54% M-Step Ready W2024- 69.3%





**THANK
YOU**

