


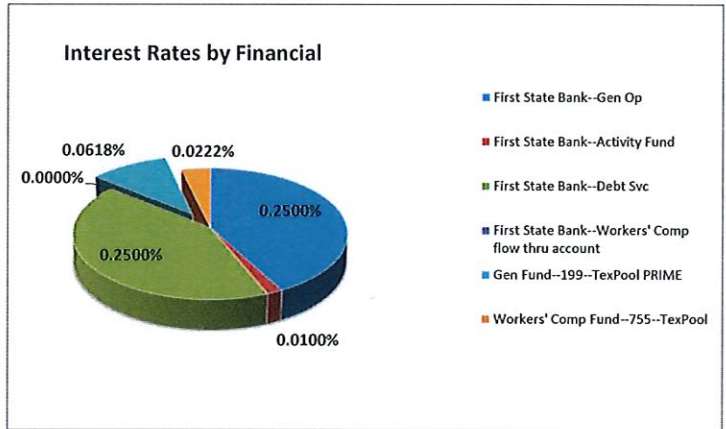
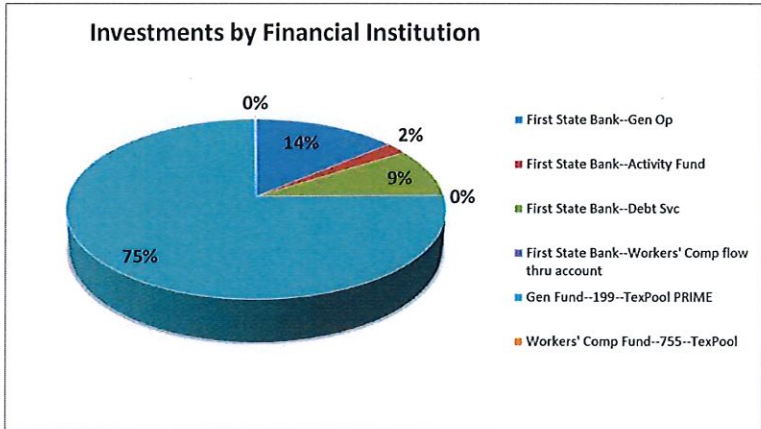
**ERA ISD
GENERAL OPERATING & INVESTMENT REPORT**

September 30, 2021


| Daily Cash Accounts | Beginning Balance 9-1-2021 | Interest Rate | Investment Days | Investment Withdrawal | Investment Deposit | Interest Accrued for Period | Total Interest paid as of 9-30-2021 | Investments as of 9-30-2021 |
|---|----------------------------|---------------|-----------------|-----------------------|---------------------|-----------------------------|-------------------------------------|-----------------------------|
| First State Bank--Gen Op | 855,491.71 | 0.2500% | 30 | 1,634,279.95 | 1,156,591.29 | 107.25 | 251.18 | 377,910.30 |
| First State Bank--Activity Fund | 43,971.38 | 0.0100% | 30 | 11,477.95 | 24,987.65 | 0.34 | 0.72 | 57,481.42 |
| First State Bank--Debt Svc | 239,594.75 | 0.2500% | 30 | 450.00 | 2,720.94 | 49.51 | 122.56 | 241,915.20 |
| First State Bank--Workers' Comp flow thru account | 6.00 | 0.0000% | 30 | 177.00 | 177.00 | - | - | 6.00 |
| Sub-Total | 1,139,063.84 | | | 1,646,384.90 | 1,184,476.88 | 157.10 | 374.46 | 677,312.92 |


| Investment Accounts | Beginning Balance 9-1-2021 | Interest Rate | Investment Days | Investment Withdrawal | Investment Deposit | Interest Accrued for Period | Total Interest paid as of 9-30-2021 | Investments as of 9-30-2021 |
|----------------------------------|----------------------------|---------------|-----------------|-----------------------|---------------------|-----------------------------|-------------------------------------|-----------------------------|
| Workers' Comp Fund--755--TexPool | 3,995.32 | 0.0222% | 30 | 177.00 | - | - | - | 3,818.32 |
| Gen Fund--199--TexPool PRIME | 1,196,627.51 | 0.0618% | 30 | 150,000.00 | 1,000,000.00 | 74.59 | 129.36 | 2,046,702.10 |
| Sub-Total | 1,200,622.83 | | | 150,177.00 | 1,000,000.00 | 74.59 | 129.36 | 2,050,520.42 |

| | | | | | | | | |
|---------------|---------------------|--|--|--|--|---------------|---------------|---------------------|
| Totals | 2,339,686.67 | | | | | 231.69 | 503.82 | 2,727,833.34 |
|---------------|---------------------|--|--|--|--|---------------|---------------|---------------------|



All investments have been made in compliance with board policy (CDA) and the Public Funds Investment Act.


 Executive Director of Business Services (Investment Officer) 11-10-2021
 Date


 Superintendent of Schools 11-10-21
 Date