

September 2016

Derby Public Schools

Performance Dashboard

Irving School

Jennifer Olson, Principal

“People without information cannot act. People with information cannot help but act.”

Ken Blanchard



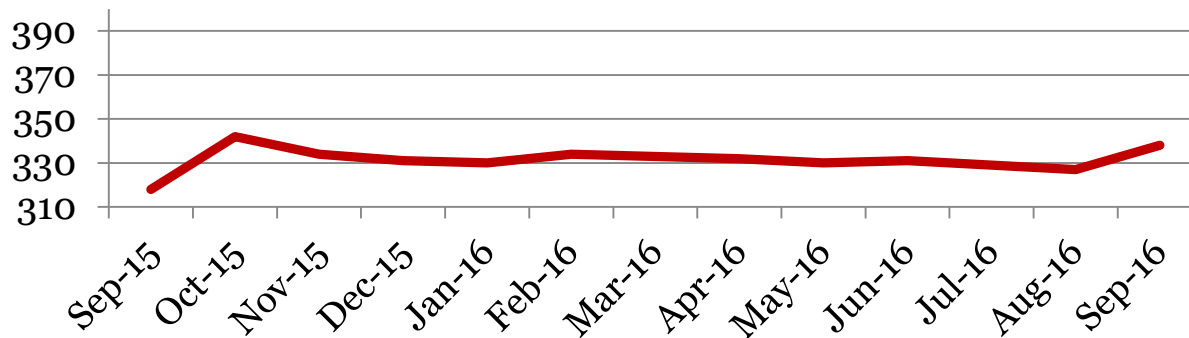
Monthly Data

Irving School

Enrollment – 1st of the month

	K	1	2	3	4	5	Total
Sept-16	47	50	63	53	63	62	338
June-16	51	56	49	60	60	55	331
May-16	51	56	49	59	60	55	330
Apr-16	51	58	50	58	60	55	332
Mar-16	51	58	52	57	60	55	333
Feb-16	52	57	51	60	60	54	334
Jan-16	52	58	51	59	60	54	330
Dec-15	52	55	51	60	59	54	331
Nov-15	52	57	54	58	59	54	334
Oct-15	52	51	61	60	55	63	342
Sep-15	45	56	50	56	56	55	318

Total Student Enrollment

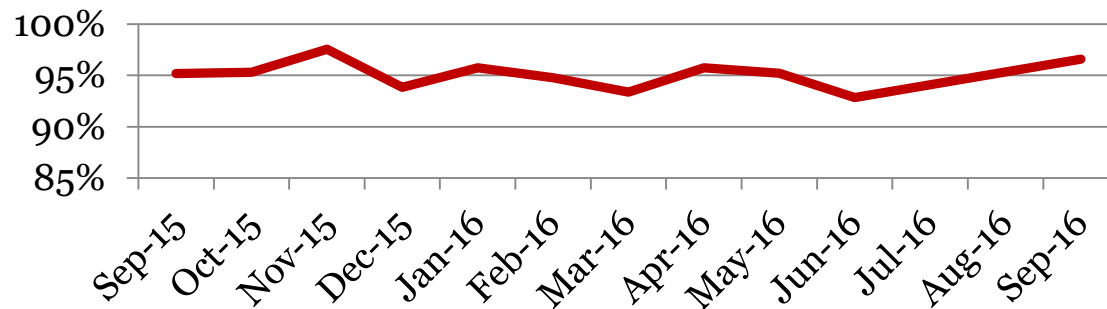


Attendance – Students

Average daily percent present:

	K	1	2	3	4	5	Total
Sept-16	96	96	98	97	97	95	97
Jun-16	96	93	91	91	93	93	93
May-16	96	97	96	93	96	94	95
Apr-16	95	97	97	94	97	94	96
Mar-16	93	93	93	95	94	92	93
Feb-16	94	96	95	95	95	94	95
Jan-16	96	96	95	95	96	96	96
Dec-15	93	96	95	92	93	95	94
Nov-15	99	99	99	95	96	97	98
Oct-15	95	96	92	96	97	96	95
Sep-15	96	97	95	95	94	95	95

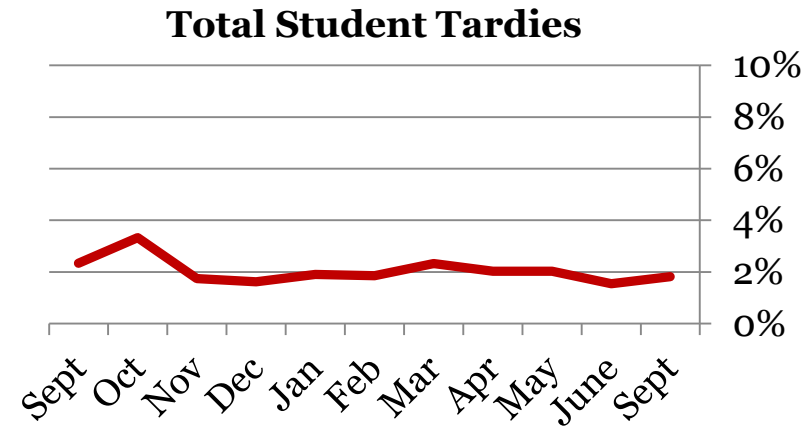
Total Student Attendance



Tardies Average daily percent tardy:

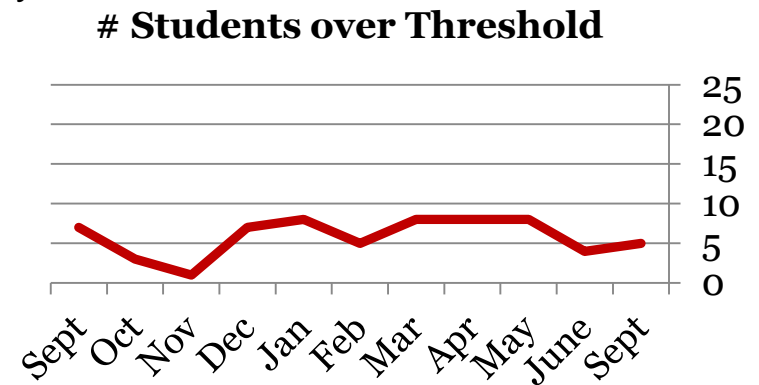
Irving School

	K	1	2	3	4	5	Total
Sept-16	1	2	1	2	2	2	2
June-16	0	2	2	2	2	2	2
May-16	2	2	2	2	2	1	2
Apr-16	2	2	2	2	2	1	2
Mar-16	3	2	3	2	2	2	2
Feb-16	2	2	2	2	2	1	2
Jan-16	2	2	3	2	2	1	2
Dec-15	1	1	2	2	2	1	2
Nov-15	1	2	2	1	2	1	2
Oct-15	2	3	4	3	5	2	3
Sept-15	2	2	5	3	4	1	2



Tardies Number of students tardy 5 or more days:

	K	1	2	3	4	5	Total
Sept-16	1	3	0	0	0	1	5
June-16	0	0	1	1	1	1	4
May-16	1	3	1	1	1	1	8
Apr-16	1	3	1	1	1	1	8
Mar-16	0	2	0	2	3	1	8
Feb-16	0	0	0	2	3	0	5
Jan-16	1	1	0	3	3	0	8
Dec-15	1	1	0	1	4	0	7
Nov-15	0	0	0	0	1	0	1
Oct-15	0	0	0	1	2	0	3
Sep-15	0	1	2	0	3	1	7

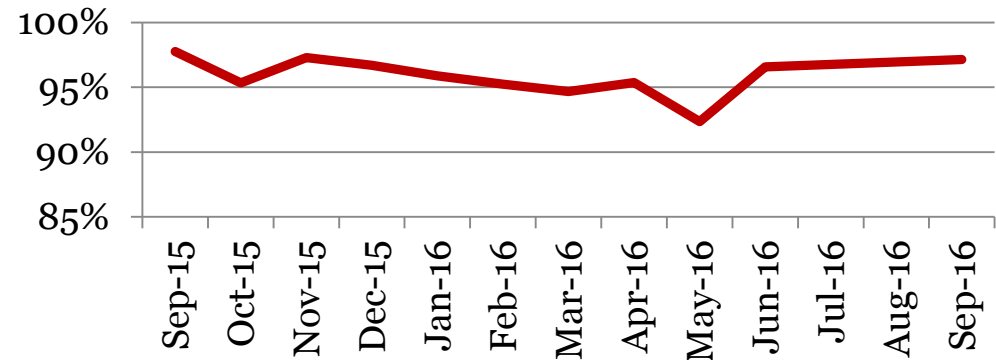


Attendance – Faculty

Average daily percent present:

	Total
Sept-16	97
June-16	97
May-16	92
Apr-16	95
Mar-16	95
Feb-16	95
Jan-16	96
Dec-15	93
Nov-15	97
Oct-15	95
Sep-15	98

Faculty Attendance



**This indicator reflects certified staff and does not include absences created by class trips, professional development, workman's comp and FMLA. However % may be reduced due to long term illness beyond FMLA.*

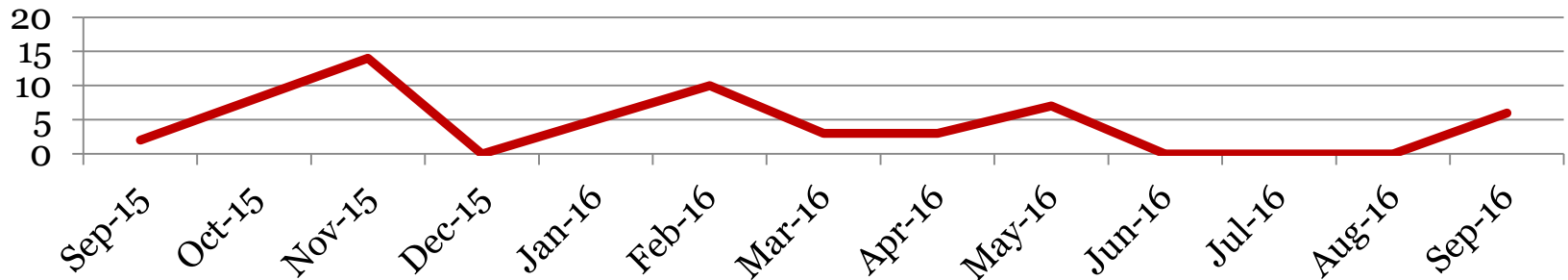
Suspensions – Out of School

Irving School

Number of student suspensions (total days of suspension):

	K		1		2		3		4		5		Total	
Sep-16	0	(0)	0	(0)	0	(0)	0	(0)	0	(0)	3	(6)	3	(6)
Jun-16	0	(0)	0	(0)	0	(0)	0	(0)	0	(0)	0	(0)	0	(0)
May-16	0	(0)	0	(0)	0	(0)	0	(0)	0	(0)	3	(7)	3	(7)
Apr-16	1	(2)	0	(0)	0	(0)	0	(0)	0	(0)	1	(1)	2	(3)
Mar-16	0	(0)	0	(0)	0	(0)	0	(0)	1	(1)	1	(2)	2	(3)
Feb-16	0	(0)	1	(3)	1	(1)	2	(2)	0	(0)	2	(4)	6	(10)
Jan-16	0	(0)	0	(0)	0	(0)	0	(0)	0	(0)	3	(5)	3	(5)
Dec-15	0	(0)	0	(0)	0	(0)	0	(0)	0	(0)	0	(0)	0	(0)
Nov-15	0	(0)	0	(0)	0	(0)	2	(13)	0	(0)	1	(1)	3	(14)
Oct-15	0	(0)	0	(0)	0	(0)	1	(5)	0	(0)	1	(3)	2	(8)
Sep-15	0	(0)	1	(1)	0	(0)	1	(1)	0	(0)	0	(0)	2	(2)

Total Out of School Suspension




Suspensions – In School

Irving School

Number of student suspensions (total days of suspension):

	K		1		2		3		4		5		Total	
Sep-16	0	(0)	0	(0)	0	(0)	0	(0)	3	(2)	0	(0)	3	(2)
June-16	0	(0)	0	(0)	0	(0)	0	(0)	0	(0)	0	(0)	0	(0)
May-16	0	(0)	0	(0)	0	(0)	0	(0)	0	(0)	1	(1)	1	(1)
Apr-16	0	(0)	0	(0)	0	(0)	0	(0)	0	(0)	0	(0)	0	(0)
Mar-16	0	(0)	0	(0)	0	(0)	0	(0)	0	(0)	0	(0)	0	(0)
Feb-16	0	(0)	0	(0)	0	(0)	0	(0)	0	(0)	0	(0)	0	(0)
Jan-16	0	(0)	0	(0)	0	(0)	0	(0)	0	(0)	0	(0)	0	(0)
Dec-15	0	(0)	0	(0)	0	(0)	0	(0)	0	(0)	0	(0)	0	(0)
Nov-15	0	(0)	0	(0)	0	(0)	0	(0)	0	(0)	0	(0)	0	(0)
Oct-15	0	(0)	0	(0)	0	(0)	0	(0)	0	(0)	0	(0)	0	(0)
Sep-15	0	(0)	0	(0)	0	(0)	0	(0)	0	(0)	0	(0)	0	(0)

Total In School Suspensions



Newly Enrolled Students

	K	1	2	3	4	5	Total
Sept-16	4	3	0	2	2	1	12
Summer-16	33	2	6	3	5	0	49
June-16	0	0	0	1	0	0	1
May-16	0	0	0	1	0	0	1
Apr-16	0	0	0	1	0	0	1
Mar-16	0	0	0	1	0	0	1
Feb-16	0	1	1	0	0	1	3
Jan-16	1	2	0	1	1	0	5
Dec-15	1	0	0	2	0	0	3
Nov-15	1	2	0	0	1	2	6
Oct-15	0	1	0	0	0	2	3
Sep-15	1	2	1	3	1	1	9
Summer-15	34	1	0	0	0	1	36

Departing Students

Students who have left the school during the month for any reason:

	K	1	2	3	4	5	Total
Sept-16	1	0	1	0	0	0	2
Summer-16	2	4	2	2	6	3	19
June-16	0	0	0	2	0	0	2
May-16	0	0	0	0	0	0	0
Apr-16	0	2	0	0	0	0	2
Mar-16	0	0	1	1	0	0	2
Feb-16	1	0	0	2	0	0	3
Jan-16	0	0	0	1	0	0	1
Dec-15	0	2	3	0	0	0	5
Nov-15	1	2	0	0	1	0	4
Oct-15	0	0	0	0	0	0	0
Sep-15	0	0	1	0	0	0	1
Summer-15	3	2	5	2	1	1	14