



Education Committee Meeting



April 23, 2024





Our Mission

The Mission of the Harlem Consolidated School District, as a vital part of the community, is to help diverse learners realize their unlimited potential by providing an educational program dedicated to academic excellence and the development of strong character in a safe and respectful learning environment.





Our Belief Statements:

We believe each individual has unlimited potential to reach their goals and ambitions.

We believe that every student has an equal right to a quality education that builds on their individual strengths and needs.

We believe in interrupting inequities within our system which prevent students from realizing their unlimited potential.


We believe in fostering individual academic, social and character growth and development of the learner.

We believe the Harlem Consolidated School District, its families, and the Community as a whole, are equally vital partners in the pursuit of lifelong learning.

We believe every person has the right to learn and work in a safe, non-threatening environment.


We believe in effective and responsible use of our resources.





Parts of the Whole

- Student Learning
- Learning Conditions
- Elevating Educators
- Building Stats
- Celebrations/School Events



Donald C. Parker Early Education Center



Student Learning

Data: (current numbers)

- # of Students in Math MTSS: 32
- # of Students in ELA MTSS: 80
- # of Students in Enrichment: 17

Notes/Analysis:

32 Students returned to Tier 1
4 students moved to Tier 3 for math

Learning Conditions

Data Year-to-Date:

- # of Students in CICO: 19
- # of Referrals: 8
- # of SIF: 883
- # of OSS: 7.5 days (3 students)

Notes/Analysis:

- 1st Trimester - 511 SIFs
- 2nd trimester 228 SIFs
- 3rd Trimester to 4/15/24 - 120 SiFs
- 3 Students with OSS have had increase intervention up to and including Special Education evaluation

Elevating Educators

Professional Development & Activities Supporting Building SIP Plan:

- Classroom teacher intervention collaboration
- Peer observations of classroom
- Vertical discussion of report card expectations between EC and K
- CPI de-escalation
- Science of Reading
- Orthographic Mapping
- Implicit Bias training
- Grooming training
- Intervention block planning

Building Stats

- Enrollment #s: 624
- Attendance Data: 90%
- # of Students Working With Truancy: 6

Celebrations/School Events

- Golden Principal ceremony/celebration
- After School clubs (wellness, board games, science)
- Willy Wonka, Jr play for all of K
- Autism Acceptance Spirit week
- Week of the Young Child



Donald C. Parker Early Education Center

Tweaks we have made...

- Staff reteaching expectations after long weekends/ breaks
- Monthly focus for announcements on expectations
- Increased availability of diverse materials for all classrooms (skin color crayons, construction paper, etc.)
- Adding students to CICO based on nurse and attendance data

Successes we have had...

- Increase family engagement through PBIS, Family Engagement Team, Recess/lunch volunteers
- Community Engagement: Read across Parker Center, Career Day
- Decrease in overall SiF each trimester
- Students are able to see themselves represented in our materials and throughout the school
- Survey showed majority of students and parents feel their student is safe and happy at school.



Harlem High School School

Student Learning

Data:

- # of Students working with student mentors: 143
- # of Students who signed in for tutoring:
 - 411 during 2nd semester

Notes/Analysis:

- 82.12% of all grades earned by students are currently passing. This compares to 88.69% at semester.
- 69.23% of grades earned by black students are passing. This compares to 80.25% at semester.
- 77.95% of grades earned by students with IEP's are passing. This compares to 86.25% at semester.
- 1ST & 3RD quarter data tend to be lower.

Building Stats

- Enrollment #s: 1934
- Attendance Data:
 - Freshmen: 88%
 - Sophomores: 90%
 - Juniors: 89%
 - Seniors: 91%
 - Overall Average: 89.5%
- # of Students Working With Truancy: 60

Learning Conditions

Data Year-to-Date:

- # of Students in CICO: 75
- # of Referrals: 3,840
- # of ISS: 747
- # of OSS: 396

Notes/Analysis:

About 1,000 more referrals Q3 over last year, but this is due to a change in the tardy policy.

An increase of 50 ISS Q3 this year (329) from Q3 last year (279).

An increase in 41 OSS this year (164) from Q3 last year (123).

Elevating Educators

Professional Development & Activities Supporting Building SIP Plan:

- Community outing- visiting internship placements & seeing what students are doing for their work based learning opportunities.
- Student Engagement with the CEC- Shifting towards a more collaborative learning environment.

Celebrations/School Events

2nd quarter PBIS celebration- Treat in the commons & relax time with friends

3rd quarter PBIS Celebration- Treat outside with games

Pre Spring break Spirit week & Pep Assembly

Upcoming: Prom, Senior awards, Senior Sunset, Senior Breakfast, and Graduation




Harlem High School

Tweaks we have made...

- Adjusting CICO to a paper version that gets entered into CICO suite by our secretaries.

Resources In Place:

- Encourages teachers to have f2f conversations with students about their performance. It provides immediate feedback and encouragement



Harlem Middle School

Student Learning

Data:

- # of Students working with student mentors: **48**
- # of Students who signed in for tutoring: **1139** since September

Notes/Analysis:

- 209 students with intervention plans
- Increase of students participating in tutoring for the first time

Building Stats

- **Enrollment #s:**
945
- **Attendance Data:**
March - 88%
- **# of Students Working With Truancy:**
84 Students

Learning Conditions

Data Year-to-Date:

- # of Students in CICO:- **55**
- # of Referrals: - **1529**
- # of ISS: - **507**
- # of OSS: - **296**

Notes/Analysis:

- There was a small increase in referrals from Q1-Q3 (76 referrals)
- Increase of students on CICO from Q1-Q3

Elevating Educators

Professional Development & Activities

Supporting Building SIP Plan:

- Root analysis for identifying goals
- AMLE Successful Teaming
- AMLE Successful Advisory
- Supporting Young Adolescents through Restorative Practices
- IAR/ISA Training

Celebrations/School Events

- March Madness Tardy competition between Teams (Winning Team won Pizza Party)
- April- Team with the greatest reduction in referrals and tardies wins doughnut party
- Staff Appreciation in May
- Staff countdown to Summer dress up days
- Muffins in the morning




Harlem Middle School

Tweaks we have made...

- Attendance incentives for our students.
- Create attendance committee to put into place strategies for our chronic absences.
- Continued work on effective teams through data analysis and problem solving.

Successes we have had...

- Tardies have decreased.
- Teams have developed and are currently implementing plans to address behavior data.
- Team building activities with new staff members for next year.



Loves Park Elementary School

Student Learning

Data:

- # of Students in Math MTSS: **55**
- # of Students in ELA MTSS: 46
- # of Students in Enrichment: 41

Notes/Analysis:

- These are the new groups for 3rd round of Monitoring.
- We continue to further diagnose targeted interventions.

Building Stats

- **Enrollment #s:** 359
- **Attendance Data -** 91.7%
- **# of Students Working With Truancy:-** 16

Learning Conditions

Data Year-to-Date:

- # of Students in CICO: - 28
- # of Referrals - 154
- # of ISS: - 5
- # of OSS: - 86

Notes/Analysis:

- Behaviors continue to improve
- At Winter Break we were at 62 OSS. We are at 24 OSS for the 2nd half of the year, drastically dropping our OSS numbers
- Student have started to understand the expectations and consequences of behavior at LP
- 1st semester we were at 45 referrals(level 1 &2)/Month 2nd semester so far we are at 27 referrals/Month
- We contribute this to clear expectations and implementing new PBIS program.

Elevating Educators

Professional Development & Activities

Supporting Building SIP Plan:

- SIP Team Meeting
- SIP Plan review on 4/15 and 4/26
- LTRS Training
- B-Day Planning
- **Upcoming Parent Registration and Book Fair nights (May 8 & 9)**

Celebrations/School Events

- Donuts for staff before spring break
- Monthly Birthday Treats for Staff
- Paw-Mart store every other week
- Burger King Food Night 4/16/24
- Donuts with Grown Ups 4/23/24



Loves Park Elementary School

Tweaks we have made...

- We have fully implemented our new PBIS program with our new Paw-Mart store and other items for the students to earn.
- Reviewed and prepared our new School Improvement Plan for 24-25
- Visit from Officer Sarmiento for 5th and 6th grade classes to discuss and solidify expectations and prepare them for HMS next year.
- Have worked to put new procedures in place to ensure the smooth and effective operation of the building

Successes we have had...

- Decreasing the number of referrals and Out of School Suspensions
- Implementation of PBIS program
- Increased parent participation at school sponsored events
 - Book Fair
 - Family Nights
 - Parent/Student Activities
- Active PTO
- PTO raised over \$7000 for our Walk-a-Thon.

Machesney Elementary School

Student Learning

Data:

- # of Students in Math MTSS: 50
- # of Students in ELA MTSS: 24
- # of Students in Enrichment: 51

Notes/Analysis:

- **MTSS groups are working well. Some new to MTSS and some students were dismissed from MTSS this last round.**

Building Stats

- **Enrollment #s:** 316
- **Attendance Data:** 93.6% (increased this quarter)
- **# of Students Working With Truancy:** 21

Learning Conditions

Data Year-to-Date:

- # of Students in CICO: 10
- Referrals: 113
- ISS: 16
- OSS: 5

Notes/Analysis:

- Currently we have noticed an uptick with behaviors in the building.
- We are continuing to praise good behavior with RSS coupons, rewards, skymall, second step lessons

Elevating Educators

Professional Development & Activities

Supporting Building SIP Plan:

- SIP team planned our day on 4/26
- A Day Planning
- Faculty meetings
- IAR training
- PD from SIP days provided by the District

Celebrations/School Events

- Bowling Night
- Monthly Attendance Rewards
- PBIS coupons/skymall
- Dinner Nights Out
- Skate Co Family Skating Night
- Fine Arts Auditions for current 2,3,and 4th grade students-2 days for a total of 6.5 hours



Machesney Elementary School



Tweaks we have made...

- Attendance rewards are monthly this year instead of every trimester
- One Book One School was done in a different format this year
- Streamlined judging and recording of Fine Arts auditions
- MTSS groups as needed based on both teacher input and data.
- Starting to meet with HoLA staff and receive PD to help support the transition from Rock Cut to

Machesney next year

Successes we have had...

- About 180 students each month have no tardies and no unexcused absences
- PTO has had many different school/family events that families are attending(dinner night out, Skate Co, Turkey Bingo, 80s Dance, Bowling)
- Fine Arts musical
- Battle of the Books Club
- Wellness Club
- One School One Book and Literacy

Night

Maple Elementary School

Student Learning

Data:

- # of Students in Math MTSS: **30**
- # of Students in ELA MTSS: **49**
- # of Students in Enrichment: **27**

Notes/Analysis:

- Many enrichment groups switched to Math from ELA after winter testing
- Referrals to diagnostic team for several students out of MTSS

Learning Conditions

Data Year-to-Date (4/18/24):

- # of Students in CICO: **26**
- # of Referrals: **148**
- # of ISS: **4**
- # of OSS: **4**

Notes/Analysis:

- Approx. two-thirds of referrals are for physical behaviors (DAN/PHA/FIT/HP)
- Referrals generated by 61 students, reduction in students in Tier 2 or 3 for behavior
- 80 EC SIF forms YTD generated by 14 students

Elevating Educators

Professional Development & Activities

Supporting Building SIP Plan:

- ROE Training - Intro to Restorative Practices
- Ongoing Science of Reading PD during SIP days
- Equity Team - Engagement presentation

Building Stats

- **Enrollment #s:** 438 total; 278 in 1-6, 160 in EC
- **Attendance Data:** YTD ADA→91%
1-6 → Feb: 93.4%, Mar: 89.6%
EC→ Feb: 86.2%, Mar: 83%
- **# of Students Working With Truancy:** 42

Celebrations/School Events

- Awarded \$1000 SEL grant from ROE & 6 scholarship registrations for SEL Symposium in June
- Ham Bingo
- Week of the Young Child
- Parent/Child Dances




Maple Elementary School

Tweaks we have made...

- Reframing building wide SIP goal for next year to focus on vocabulary.
Beginning planning staff wide at 4/26 SIP day.
- PBIS Reteachings targeting problem behaviors/locations
- Working with ROE Attendance Superheros program, referred many students to work with truancy

Successes we have had...

- Overall reduction in referrals YTD compared to last year
- After school clubs
- Well attended family events



Marquette Elementary School

Student Learning

Data:

- # of Students in Math MTSS: 16
- # of Students in ELA MTSS: 57
- # of Students in Enrichment: 37

Notes/Analysis:

- We have been able to provide more intensive and targeted tier 3 instruction for 1st graders (one-on-one)
- In addition to her own groups, our TSS is able to provide support across all tiers.

Building Stats

- Enrollment #s: 263
- Attendance Data: 92.44% (YTD)
- # of Students Working With Truancy:

Learning Conditions

Data Year-to-Date:

- # of Students in CICO: 18
- # of Referrals 60
- # of ISS: 17
- # of OSS: 4

Notes/Analysis:

- We have three students on modified behavior plans that seem to be working.

Elevating Educators

Professional Development & Activities

Supporting Building SIP Plan:

- LETRS/Science of Reading Presentation (SIP)
- Attendance communication follow up with teachers
- Self Care techniques with school psych
- Behavior scenarios and full staff discussion for continuity (SIP day)
- MTSS Check Ins

Celebrations/School Events

- Attendance surprise after spring break (HHS band) and long weekend (Elsa and Spider Man)
- All school eclipse and student video examples for safe viewing
- IAR Classroom Cheers for Morning Video Announcements/Extended Recess
- Schoolwide PBIS Board Game celebration for positive behavior (Bones)



Marquette Elementary School

Tweaks we have made...

- Changed second staff meeting to small group SIP teams for all four goals.
- MTSS meetings this year have more teacher input and a more streamlined meeting.
- Products from Equity lessons are prominently displayed and the focus for the month is also discussed daily on morning announcements.

Successes we have had...

- Increased staff involvement with SIP teams with every certified staff member participating in a goal.
- All teachers are part of SIP day on 4/26 to present updates on their team SIP goal.
- Morning video announcements highlight different staff members, classes, and behavior reminders.



Olson Park Elementary School

Student Learning

Data:

- # of Students in Math MTSS: 23
- # of Students in ELA MTSS: 53
- # of Students in Enrichment: 52

Notes/Analysis:

- We have a lot of students in need of enrichments opportunities.
- Several students have been referred for Diagnostic testing in 3rd, 4th and 5th grades.

Learning Conditions

Data Year-to-Date:

- # of Students in CICO: 27
- # of Referrals: 50
- # of ISS: 8
- # of OSS: 5

Notes/Analysis:

- Fighting and Dangerous behavior are the leading offenses
- 50% of offenses come from 6 students

Elevating Educators

Professional Development & Activities

Supporting Building SIP Plan:

- Grooming presentation
- IAR Training
- Science of Reading

Building Stats

- Enrollment #: 357
- Attendance Data: 93%
- # of Students Working With Truancy: 14

Celebrations/School Events

- One Book One School, Literacy Night, 1st-3rd grade Music Concert, Neon Dance, Spelling Bee
- Rockford Rivets Reading Incentive Program
- PTA sponsored events: Family Nights, food nights, and SkateCo skate night



Olson Park Elementary School

Tweaks we have made...

- Streamlined the MTSS Process
- Increased staff input in revising the SIP Plan
- Increased opportunities for field trips
- Working closely with ROE Truancy
- Increased building wide activities to build a sense of community

Successes we have had...

- Students receiving MTSS interventions are making good academic growth
- One School One Book was a huge success.
- Strong PTA with good parental involvement



Ralston Elementary School

Student Learning

Data:

- # of Students in Math MTSS:24
- # of Students in ELA MTSS: 38
- # of Students in Enrichment: 38

Notes/Analysis:

- Initiating 504 meetings
- 2 students from Tier 3 MTSS brought to Diagnostic Team
- 2 students on enrichment watch for acceleration/ have individualized plans

Learning Conditions

Data Year-to-Date:

- # of Students in CICO: 11
- # of Referrals: 65
- # of ISS: 14.5
- # of OSS: 9.5

Notes/Analysis:

- Top offenses and locations include dangerous behavior during unstructured time including the bus and recess.
- Problem-solving meetings with tailored CICO sheets, informal behavior plans made.

Elevating Educators

Professional Development & Activities

Supporting Building SIP Plan:

- District SIP days focusing on Science of Reading, AI, and Math
- Admin's, PD's, and MTSS meetings to plan SIP days for staff
- 2nd staff meeting of the month focuses on PD building needs
- Equity work, book study prep. and planning for upcoming April SIP day

Building Stats

- **Enrollment #s:** 297
- **Attendance Data:** 94%(End of Feb.-April 11th)
- **# of Students Working With Truancy:** 9

Celebrations/School Events

- PTO sponsored events: Fun Fair, food nights, and SkateCo skate night
- Reading program partnership with Beloit Skycarp including a kickoff assembly
- Third Quarter PBIS event at Carlson Boys and Girls Club
- Goodwill donation drive
- Whole school eclipse viewing with classroom lessons
- April 16th Music Concert 1-3rd grades @ HHS



Ralston Elementary School

Tweaks we have made...

- Data review days for MTSS have become more frequent, teachers have increased input, and there is greater student movement into and out of tiered support.
- Increased staff development at faculty meetings based on SIP goals.
- Increased opportunities for experiences for our students (assemblies, field trips, etc.)
- Due to lack of SW we have re-distributed duties amongst admin, staff and out of building help.

Successes we have had...

- Regular MTSS fidelity check-ins with teachers.
- Staff observations of one another - learning from each other and giving praise to one another.
- 5 teachers tutoring math two days a week in both fall and spring sessions.
- TSS position played a critical role in math achievement for the last 3 years.



Rock Cut Elementary School

Student Learning

Data:

- # of Students in Math MTSS: 49
- # of Students in ELA MTSS: 67
- # of Students in Enrichment: 6

Notes/Analysis:

- 6 more students in enrichment than last round
- MTSS numbers similar to round 2 numbers

Building Stats

- **Enrollment #s:** 427
- **Attendance Data:** 91.16%
- **# of Students Working With Truancy:**
23 open cases, 9 new, 5 closed

Learning Conditions

Data Year-to-Date:

- # of Students in CICO: 27
- # of Referrals: 300
- # of ISS: 68
- # of OSS: 11

Notes/Analysis:

- low rate of OSS compared to number of referrals
- repeat offenders in one 6th grade classroom-support is being provided and individual plans are in place

Elevating Educators

Professional Development & Activities Supporting Building SIP Plan:

- **School wide:**
 - Focus skills and creating formative assessments
 - Student data tracking
 - Barton PLC
- **District wide:**
 - LETRS/ASPIRE/Math and ELA PD
 - Grooming presentation
 - IAR training

Celebrations/School Events

- Coin drive
- Hoo Haven visit
- Sweetheart Dance
- New gym opening
- Monthly school store
- Student of the Week
- Therapy Dog visits





Rock Cut Elementary School

Tweaks we have made...

- We chose a building wide focus standard for ELA. We have since chosen one for each grade level for math and started creating common formative assessments for them.

Successes we have had...

- Teachers are becoming more skilled and comfortable with our Grade Level Planning meetings
- More teachers are tracking students growth and sharing with students

Windsor Elementary School

Student Learning

Data:

- # of Students in Math MTSS: **63**
- # of Students in ELA MTSS: **68**
- # of Students in Enrichment: **23**

Notes/Analysis:

- Large gaps/slow progress in first grade reading groups
 - Tapping & sounding out CVC words still
 - Not successful with decoding these in tex
 - Vowel confusionst
- Students are responding to math interventions, with most student showing on track to meet their goal
- Continue to notice students' inability to stay focused on task for longer than 3-5 minutes

Building Stats

- **Enrollment #s: 376**
- **Attendance Data: 92.34% (YTD-93.26%)**
- **# of Students Working With Truancy: 2**

Learning Conditions

Data Year-to-Date:

- # of Students in CICO: **18**
- # of Referrals: **113**
- # of ISS: **43**
- # of OSS: **22**

Notes/Analysis:

- Physical Aggression is our highest offense
 - Major Disruption
 - Dangerous Behavior
- 29 students have 1 referral
- 25 students have 2-5 referrals
- 3 students have 6 or more referrals
 - 57 students have generated the referrals

Elevating Educators

Professional Development & Activities

Supporting Building SIP Plan:\

- Continue LETRS training
- Reviewing of iReady data
- Grooming Prevention Training
- IAR Training
- Reading is Hard: Vocabulary strategies
- Engaging with A.I.
- Data Review with all support staff
- Brian Mendler tips and tricks with support staff
- ONE BOOK ONE SCHOOL

Celebrations/School Events

- *Principal Pizza lunch for top fundraiser winners, two students at each grade level
- *2nd trimester movie at Harlem High School
- *Panda Night
- *Skate Co. Night
- *Monthly Dress up
- *V.I.P. awards and cart each month
- *100th day of school
- * Spring Musical
- *Kindness club, Game club, Running club, Latin dance, Storytime club



Windsor Elementary School

Tweaks we have made...

- Started focusing on Restorative Practices but have not been able to fully commit to training all staff, so we will continue to work on that next year.
- Staff meeting priorities were shifted and moved to E day planning

Successes we have had...

- More of a presence in the community, social media, and family events.
- Thriving PTO
- Entire building reflected on the SIP plan which has offered an opportunity for us to reflect on success and next steps

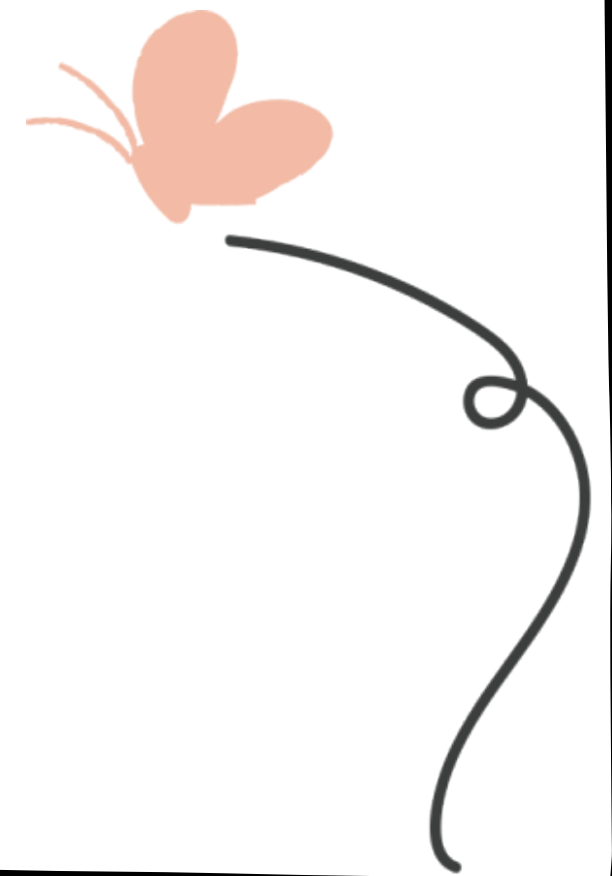




Harlem School District Consolidated Plan

Why Do We Need a Consolidated Plan (CDP)?


- Consolidate and streamline the federal grant application and management process to reduce the burden on grantees and support holistic service to students.
- Support planning and grant management that takes multiple funding sources into consideration to fully meet each student's needs.
- All districts that intend to submit an application for Federal Grants included in the CDP must have an approved CDP with ISBE before submission of the grant application.



Grants

Included:

- Title I
- Title II
- Title III
- Title IV
- IDEA Part B Consolidated



Needs



Assessment:



- Needs Assessment
 - LRP Visioning Sessions
 - SIP Day Feedback
 - Staff Surveys
 - Staff Workload
- District and School Report Cards
- 5 Essentials Data
- School Improvement/Title I Plans

Private and Parochial School Participation

- Christian Life Center Schools
- Alpine Christian School
- Concordia Lutheran School
- Rockford Lutheran Academy
- St. Bridget Catholic School
- Keith Country Day School



Student Achievement

ISBE Aligned Goal:

Student Learning: Every child will make significant academic gains each year, increasing their knowledge, skills, and opportunities so they graduate equipped to pursue a successful future, with the state paying special attention to addressing historic inequities.



- High quality well-aligned resources
- Second Step (elementary)
- PD focused on standards & identified needs
- The use of formative and summative assessment
- MTSS Process - Intervention time
- PD Specialists, MTSS Facilitators, & Instructional Technology Specialists
- Department Chairs as instructional leaders
- Digital Literacy Skills
- Specialized programming to meet the needs of all students

College & Career

ISBE Aligned Goals:

Student Learning: Every child will make significant academic gains each year, increasing their knowledge, skills, and opportunities so they graduate equipped to pursue a successful future, with the state paying special attention to addressing historic inequities.

Learning Conditions: All schools will receive the resources necessary to create safe, healthy, and welcoming learning environments, and will be equipped to meet the unique academic and social and emotional needs of each and every child.

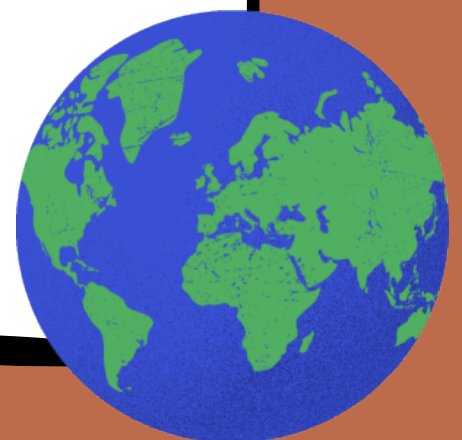
- PACE Framework
- Partnerships with outside stakeholders
- UNITE platform
- Pathway Development

Professional Development Supports & Offerings

ISBE Aligned Goal:

Elevating Educators: Illinois' diverse student population will have educators who are prepared through multiple pathways and are supported in and celebrated for their efforts to provide each and every child an education that meets their needs.

- LETRS and ASPIRE Training
- Professional Development Specialists, MTSS Facilitators, & Instructional Technology Specialist
- New Teacher Mentoring Program
- Professional Development based upon needs assessment
- ALICE Training



Title I Specific

ISBE Aligned Goals:

Student Learning: Every child will make significant academic gains each year, increasing their knowledge, skills, and opportunities so they graduate equipped to pursue a successful future, with the state paying special attention to addressing historic inequities.

Learning Conditions: All schools will receive the resources necessary to create safe, healthy, and welcoming learning environments, and will be equipped to meet the unique academic and social and emotional needs of each and every child.

- We have utilized half of each SIP day to focus on School Improvement Needs
- District provides training on equity, how to meet the needs of all students, & instructional best practices
- Literacy Specialists, Math Specialists, MTSS Facilitators & PDS support Title I building goals
- Social Workers & Psychologists assist and focus on social-emotional needs
- All 1-5 buildings are School-Wide Programs




Safe Learning Environment

ISBE Aligned Goals:

Learning Conditions: All schools will receive the resources necessary to create safe, healthy, and welcoming learning environments, and will be equipped to meet the unique academic and social and emotional needs of each and every child.

- Second Step
- PBIS
- SBC - Student Behavior Committee
- SAF-T
- Providing supports families need
- Crisis Teams
- Social Workers



Foster Care Transportation:



- The District has developed a plan for the best interest determination for each child.
- SAE-T program coordinator along with the Director of Transportation work together
- Full plan has been submitted to the State



Next Steps:

- Ask for Board approval at next meeting
- Continue to meet with private and parochial schools
- Implement plan as written
- Evaluate SIP/Title I plans and make any necessary changes as we need to address unfinished learning



Questions?

