

COLLIER, JOHNSON & WOODS, P.C.

CERTIFIED PUBLIC ACCOUNTANTS

555 N. Carancahua Suite 1000
Corpus Christi, Texas 78401-0839
361-884-9347 • Fax 361-884-9422
www.cjw-cpa.com

January 31, 2018

To the Finance Committee of the
Board of Managers of the
Nueces County Hospital District
Corpus Christi, Texas

We have audited the financial statements of the Nueces County Hospital District (the District) for the year ended September 30, 2017 and have issued our report thereon dated January 15, 2018. Professional standards require that we provide you with information about our responsibilities under generally accepted auditing standards, as well as certain information related to the planned scope and timing of our audit. We have communicated such information in our letter to you dated September 5, 2017. Professional standards require that we provide you with the following information related to our audit.

Significant Audit Findings

Qualitative Aspects of Accounting Practices

Management is responsible for the selection and use of appropriate accounting policies. The significant accounting policies used by the District are described in Note 2 to the financial statements. The application of other existing policies was not changed during the year ended September 30, 2017. We noted no transactions entered into by the District during the year for which there is a lack of authoritative guidance or consensus. All significant transactions have been recognized in the financial statements in the proper period.

Accounting estimates are an integral part of the financial statements prepared by management and are based on management's knowledge and experience about past and current events and assumptions about future events. Certain accounting estimates are particularly sensitive because of their significance to the financial statements and because of the possibility that future events affecting them may differ significantly from those expected. The most sensitive estimate(s) affecting the financial statements was accrual of expenses.

Management's estimate of the expenses to be accrued is based on management's evaluation of the expected billings from the County and other recipients for services rendered through September 30, 2017, and discussions with key personnel from the recipient's organization. We evaluated the key factors and assumptions used to develop the accruals in determining that it is reasonable in relation to the financial statements taken as a whole.

The financial statement disclosures are neutral, consistent, and clear.

Difficulties Encountered in Performing the Audit

We encountered no significant difficulties in dealing with management in performing and completing our audit.

Corrected and Uncorrected Misstatements

Professional standards require us to accumulate all known and likely misstatements identified during the audit, other than those that are clearly trivial, and communicate them to the appropriate level of management. No such misstatements were identified during the audit.

Disagreements with Management

For purposes of this letter, a disagreement with management as a financial accounting, reporting, or auditing matter, whether or not resolved to our satisfaction that could be significant to the financial statements or the auditor's report. We are pleased to report that no such disagreements arose during the course of our audit.

Management Representations

We have requested certain representations from management that are included in the management representation letter dated January 15, 2018.

Management Consultations with Other Independent Accountants

In some cases, management may decide to consult with other accountants about auditing and accounting matters, similar to obtaining a "second opinion" on certain situations. If a consultation involves application of an accounting principle to the Plan's financial statements or a determination of the type of auditor's opinion that may be expressed on those statements, our professional standards require the consulting accountant to check with us to determine that the consultant has all the relevant facts. To our knowledge, there were no such consultations with other accountants.

Other Audit Findings or Issues

We generally discuss a variety of matters, including the application of accounting principles and auditing standards, with management each year prior to retention as the District's auditors. However, these discussions occurred in the normal course of our professional relationship and our responses were not a condition to our retention.

Other Matters

We applied certain limited procedures to management's discussion and analysis, which is required supplementary information (RSI) that supplements the basic financial statements. Our procedures consisted of inquiries of management regarding the methods of preparing the information and comparing the information for consistency with management's responses to our inquiries, the basic financial statements, and other knowledge we obtained during our audit of the basic financial statements. We did not audit RSI and do not express an opinion or provide any assurance on the RSI.

We were engaged to report on the Budget Comparisons, which accompany the financial statements but are not RSI. With respect to this supplementary information, we made certain inquiries of management and evaluated the form, content and methods of preparing the information to determine that the information complies with accounting principles generally accepted in the United States of America, the method of preparing it has not changed from the prior period, and the information is appropriate and complete in relation to our audit of the financial statements. We compared and reconciled the supplementary information to the underlying accounting records used to prepare the financial statements or to the financial statements themselves.

Restrictions on Use

This information is intended solely for the use of the Finance Committee of the Board of Managers and management of the District Nueces County Hospital District and is not intended to be, and should not be, used by anyone other than these specified parties.

Collier, Johnson & Woods

NUECES COUNTY HOSPITAL DISTRICT

ANNUAL FINANCIAL REPORT

YEAR ENDED SEPTEMBER 30, 2017

NUECES COUNTY HOSPITAL DISTRICT
AUDITED FINANCIAL STATEMENTS
YEAR ENDED SEPTEMBER 30, 2017

TABLE OF CONTENTS

| | <u>PAGE</u> |
|--|-------------|
| Independent Auditor's Report | 1-2 |
| Management's Discussion and Analysis..... | 3-16 |
| Basic Financial Statements: | |
| Governmental Funds Balance Sheet / Statement of Net Position – Exhibit 1..... | 18-21 |
| Explanations for Adjustments to Reconcile Governmental Funds – Balance Sheet To the Statement of Net Position– Exhibit 2..... | 23 |
| Statement of Governmental Fund Revenues, Expenditures and Change in Fund– Balances / Statement of Activities -Exhibit 3 | 24-25 |
| Explanations for Adjustments to Reconcile Governmental Funds – Statement of Revenues, Expenditures, and Changes in Fund Balance to the Statement of Activities – Exhibit 4 | 27 |
| Statement of Revenues, Expenditures and Changes in Fund Balance Budget (GAAP Basis) and Actual for the General Fund –Exhibit 5 | 28 |
| Statement of Revenues, Expenditures and Changes in Fund Balance Budget (GAAP Basis) and Actual for the Special Revenue Funds –Exhibit 6..... | 29 |
| Fiduciary Funds – Statement of Net Position –Exhibit 7-A..... | 30 |
| Fiduciary Funds – Statement of Changes in Net Position – Exhibit 7-B | 31 |
| Notes to Financial Statements..... | 32-44 |
| Budget Comparisons: | |
| General Fund: | |
| Schedule of Revenues, Expenditures and Changes in Fund Balance Budget (GAAP Basis) and Actual – Exhibit A..... | 47 |
| Special Revenue Funds: | |
| Schedule of Revenues, Expenditures and Changes in Fund Balance Budget (GAAP Basis) and Actual – Exhibit B-1 and B-2..... | 48-49 |

NUECES COUNTY HOSPITAL DISTRICT
AUDITED FINANCIAL STATEMENTS
YEAR ENDED SEPTEMBER 30, 2017

TABLE OF CONTENTS
(Continuation)

| | <u>PAGE</u> |
|---|-------------|
| Governmental Audit Reports: | |
| Independent Auditor's Report on Internal Controls over Financial Reporting and Compliance and Other Matters Based on an Audit of Financial Statements Performed in Accordance with <i>Governmental Auditing Standards</i> | 51-52 |

INDEPENDENT AUDITOR'S REPORT

January 15, 2018

The Board of Managers of the
Nueces County Hospital District
Corpus Christi, Texas

Report on the Financial Statements

We have audited the financial statements of the governmental activities and each major fund of the Nueces County Hospital District, a component unit of Nueces County, Texas, as of and for the year ended September 30, 2017, and the related notes to the financial statements, which collectively comprise the District's basic financial statements as listed in the table of contents.

Management's Responsibility for the Financial Statements

Management is responsible for the preparation and fair presentation of these financial statements in accordance with accounting principles generally accepted in the United States of America; this includes the design, implementation, and maintenance of internal control relevant to the preparation and fair presentation of financial statements that are free from material misstatement, whether due to fraud or error.

Auditor's Responsibility

Our responsibility is to express an opinion on these financial statements based on our audit. We conducted our audit in accordance with auditing standards generally accepted in the United States of America and the standards applicable to financial audits contained in *Government Auditing Standards*, issued by the Comptroller General of the United States. Those standards require that we plan and perform the audit to obtain reasonable assurance about whether the financial statements are free from material misstatement.

An audit involves performing procedures to obtain audit evidence about the amounts and disclosures in the financial statements. The procedures selected depend on the auditor's judgment, including the assessment of the risks of material misstatement of the financial statements, whether due to fraud or error. In making those risk assessments, the auditor considers internal control relevant to the entity's preparation and fair presentation of the financial statements in order to design audit procedures that are appropriate in the circumstances, but not for the purpose of expressing an opinion on the effectiveness of the entity's internal control. Accordingly, we express no such opinion. An audit also includes evaluating the appropriateness of accounting policies used and the reasonableness of significant accounting estimates made by management, as well as evaluating the overall presentation of the financial statements.

We believe that the audit evidence we have obtained is sufficient and appropriate to provide a basis for our audit opinion.

Opinions

In our opinion, the financial statements referred to above present fairly, in all material respects, the respective financial position of the governmental activities and each major fund of the Nueces County Hospital District as of September 30, 2017, and the respective changes in financial position and budgetary comparisons for the general fund, indigent care fund and tobacco settlement fund thereof for the year then ended in accordance with accounting principles generally accepted in the United States of America.

Other Matters

Required Supplementary Information

Accounting principles generally accepted in the United States of America require that the management's discussion and analysis on pages 3 through 16 be presented to supplement the basic financial statements. Such information, although not a part of the basic financial statements, is required by the Governmental Accounting Standards Board, who considers it to be an essential part of financial reporting for placing the basic financial statements in an appropriate operational, economic, or historical context. We have applied certain limited procedures to the required supplementary information in accordance with auditing standards generally accepted in the United States of America, which consisted of inquiries of management about the methods of preparing the information and comparing the information for consistency with management's responses to our inquiries, the basic financial statements, and other knowledge we obtained during our audit of the basic financial statements. We do not express an opinion or provide any assurance on the information because the limited procedures do not provide us with sufficient evidence to express an opinion or provide any assurance.

Other Information

Our audit was made for the purpose of forming an opinion on the financial statements that collectively comprise the District's basic financial statements. The budgetary comparison information, listed in the table of contents on pages 47 through 49 are presented for purposes of additional analysis and are not a required part of the basic financial statements. Such information has been subjected to the auditing procedures applied in the audit of the basic financial statements and, in our opinion, is fairly presented in all material respects in relation to the basic financial statements taken as a whole.

Other Reporting Required by Government Auditing Standards

In accordance with *Governmental Auditing Standards*, we have also issued our report dated January 15, 2018 on our consideration of the Nueces County Hospital District's internal control over financial reporting and our tests of its compliance with certain provisions of laws, regulations, contracts and grants. The purpose of that report is to describe the scope of our testing of internal control over financial reporting and compliance and the results of that testing, and not to provide an opinion on the internal control over financial reporting or on compliance. That report is an integral part of an audit performed in accordance with *Government Auditing Standards* in considering the Nueces County Hospital District's internal control over financial reporting and compliance.

Collier, Johnson & Woods

**Nueces County Hospital District
Management's Discussion and Analysis
For Fiscal Year Ended September 30, 2017**

This Management's Discussion and Analysis ("MD&A") of the Nueces County Hospital District ("District"), a political subdivision of the State of Texas and component unit of Nueces County, Texas ("County"), is intended to provide an overview of the District's financial position and results of operation for year ended September 30, 2017 ("Fiscal Year 2017"). Since the focus of the MD&A is on the above fiscal period's operations, activities, and currently known facts, it should be read in conjunction with the District's related financial statements and accompanying notes to best understand the District's financial position.

The MD&A is one of the elements of the reporting model required by the Government Accounting Standards Board ("GASB"). As part of the MD&A, presentation of certain comparative information between the current fiscal year and the prior fiscal year is required to assist in financial analysis.

Financial Highlights

At fiscal year ended September 30, 2017, the District's General Fund balance was \$33.441 million compared to \$27.026 million in 2016, an increase of \$6.415 million or 23.7%. During the fiscal year, the District was able to maintain the General Fund balance as well as transfer \$5 million to the Indigent Care Fund from the General Fund in an effort to rebuild its reserves.

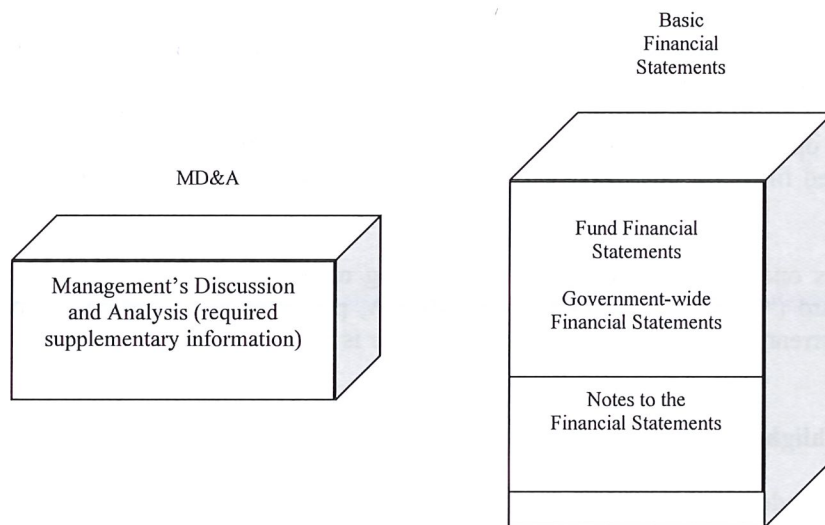
The net position of the District on September 30, 2017 and 2016 was \$83.919 million and \$72.556 million, respectively. Cash, cash equivalents and investments amounted to \$76.587 million and \$64.790 million which represent 89.6% of total assets for September 30, 2017 and 87.6% for 2016, respectively.

The District made intergovernmental transfers for several Medicaid-related supplemental payment, waiver, and Medicaid managed care provider payment initiative programs sponsored by the State ("Medicaid Payment Programs"). These funds enable regional health care providers, who provide indigent healthcare consistent with the District's primary mission, to draw additional Medicaid funds.

The District's Board of Managers committed \$17.110 million of the District's fiscal year-end General Fund balance cash to funding the Medicaid Payment Programs-related intergovernmental transfers that are expected to be requested sometime during the District's subsequent fiscal year. Please refer to Note 12 on intergovernmental transfers and Note 13 on committed fund balance.

OVERVIEW OF THE FINANCIAL STATEMENTS

The following graphic is provided to facilitate the reader's understanding of the format of the Basic Financial Statements and their individual components:



The District's Annual Financial Report consists of the MD&A, the basic financial statements and accompanying notes, with the primary focus being on the District as a whole. As a special purpose entity with only one governmental program, GASB allows the District to combine its government-wide and fund financial statements and that is done so here. The Statement of Net Position and the Statement of Activities are government-wide financial statements that provide both short-term and long-term information about the District's overall financial status. The fund financial statements report the District's operations in more detail by providing information as to how services are financed in the short-term, as well as the remaining available resources for future spending. Additionally, the fund financial statements focus on major funds that, for the District, include the General Fund and the Indigent Care Fund, rather than fund types. The Fiduciary Fund statements provide financial information for those activities in which the District acts solely as the trustee or agent for the benefit of others. The accompanying notes provide essential information that is not disclosed on the face of the financial statements. Consequently, the notes form an integral part of the District's basic financial statements. Other supplemental financial information includes the budget comparison schedules.

The District has two kinds of funds:

- 1.) **Government Funds** - The accounting for most of the District's services is included in the governmental funds. The General Fund and Special Revenue Fund are governmental funds that use the modified accrual accounting method which focuses on how cash and other financial assets that can readily be converted to cash and the balance at year-end that are available for future spending. Furthermore, under this basis of accounting, changes in net spendable assets are normally recognized only to the extent that they are expected to have a near-term impact, while inflows are recognized only if they are available to liquidate liabilities of the current period. Similarly, future outflows are typically recognized only if they represent a depletion of current financial resources.
- 2.) **Fiduciary Funds** - These funds are used to report activity and other resources held purely in a custodial capacity. The resources accounted for in these funds are excludable from the government-wide financial statements or columns because these funds are not available to finance the District's operations. Consequently, the District is responsible for ensuring that these resources are used only for their intended purpose. The District has an irrevocable trust originally used for self-insured health claims of the then employees of the District's former hospital, Memorial Medical Center. The fund may be used to subsidize the District's current employees with their health insurance premiums and other Board-approved allowable Trust benefits.

Notes to the Financial Statements

The notes provide disclosures and additional information that are essential to a full understanding of the financial information presented in the government-wide and fund financial statements.

Other Information

In addition to the basic financial statements and accompanying notes, this report also provides combining and individual fund statements and schedules.

GOVERNMENT WIDE-FINANCIAL ANALYSIS

Statement of Net Position (Government-Wide)

The District's total Net Position was \$83.919 million and \$72.555 million as of September 30, 2017 and 2016, respectively, an increase of \$11.364 million or 15.7%. Total assets increased \$11.550 million or 15.6% compared to September 30, 2016. The District's total liabilities increased \$187 thousand or 13.2% compared to September 30, 2016.

TABLE A-1
Nueces County Hospital District Net Position
September 30, 2017 and 2016
(In Thousands)

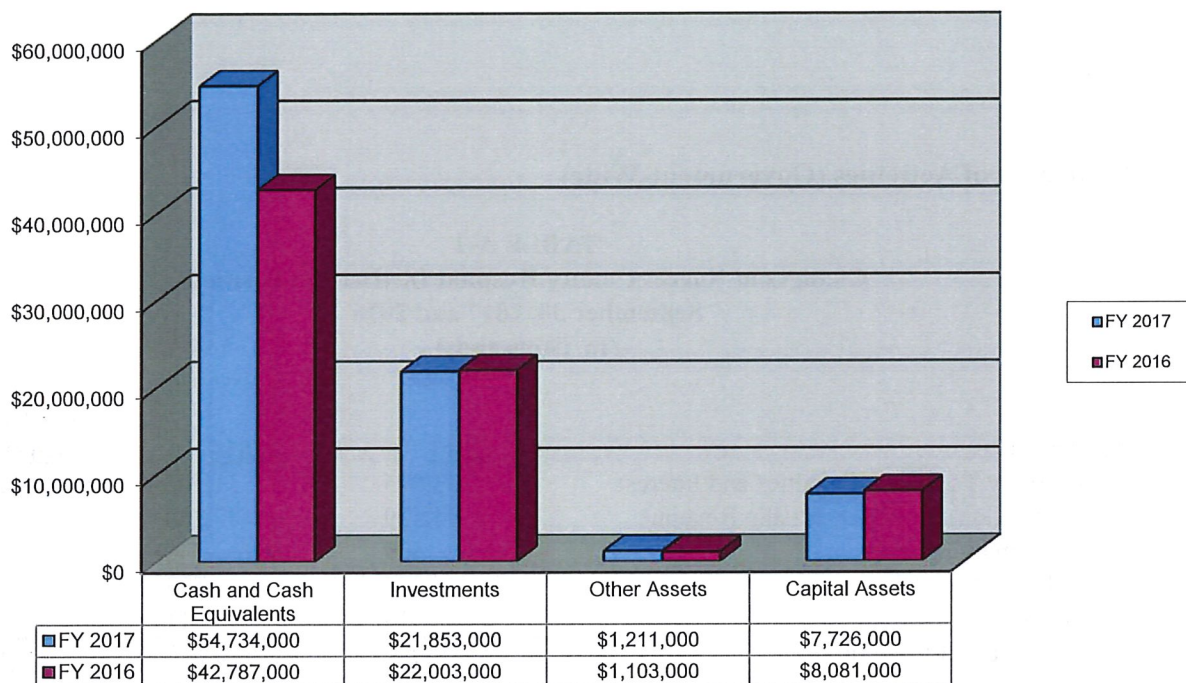
| | <u>2017</u> | <u>2016</u> | <u>2017-2016</u> <u>Variance</u> |
|--|------------------|------------------|-------------------------------------|
| Assets: | | | |
| Cash and Cash Equivalents | \$ 54,734 | \$ 42,787 | \$ 11,947 |
| Investments | 21,853 | 22,003 | (150) |
| Other Assets | 1,211 | 1,103 | 108 |
| Capital Assets (Net of Accumulated Depreciation) | 7,726 | 8,081 | (355) |
| Total Assets | <u>85,524</u> | <u>73,974</u> | <u>11,550</u> |
| Liabilities: | | | |
| Accounts Payable | 1,343 | 1,179 | 164 |
| Accrued Payroll and Related Liabilities | 158 | 150 | 8 |
| Long-Term Liabilities - Accrued Paid Time Off | 104 | 89 | 15 |
| Total Liabilities | <u>1,605</u> | <u>1,418</u> | <u>187</u> |
| Net Position: | | | |
| Net Investment in Capital Assets | 7,726 | 8,081 | (355) |
| Unrestricted | 76,193 | 64,474 | 11,719 |
| Total Net Position | <u>\$ 83,919</u> | <u>\$ 72,555</u> | <u>\$ 11,364</u> |

Financial Analysis

In Fiscal Year 2017, the \$11.797 million or 18.2% net increase in cash and cash equivalents and investments combined is in part the result of an increase in Spohn corporate membership revenue pursuant to the Christus Spohn Health System Amended and Restated Membership Agreement ("Membership Agreement"). Other Assets increased \$108 thousand from an increase in certain receivables and prepaid expenditures. The \$355 thousand or 4.4% decrease in Capital Assets (Net of Accumulated Depreciation) mainly relates to depreciation expense. Accounts Payable and Related Liabilities increased \$187 thousand or 13.2% due to annual fluctuations in payments of accrued liabilities.

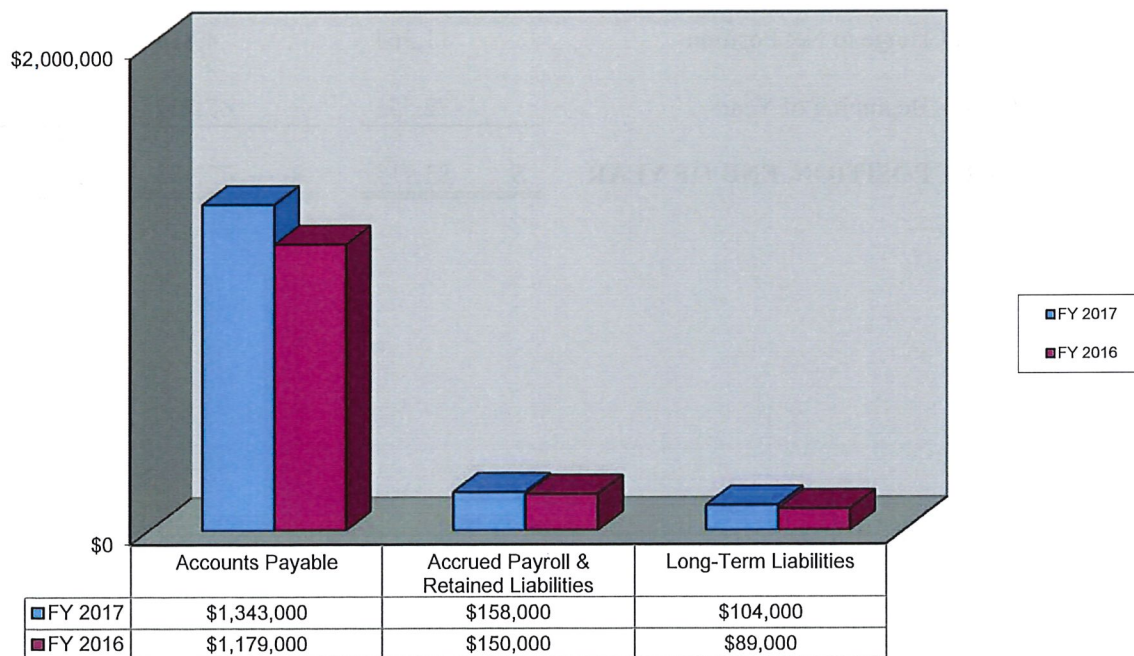
Please refer to Table A-1 above for details of Chart A-1.1 below relating to the District's Assets.

CHART A-1.1
District Assets



Please refer to Table A-1 above for details of Chart A-1.2 below relating to the District's Liabilities.

CHART A-1.2
District Liabilities

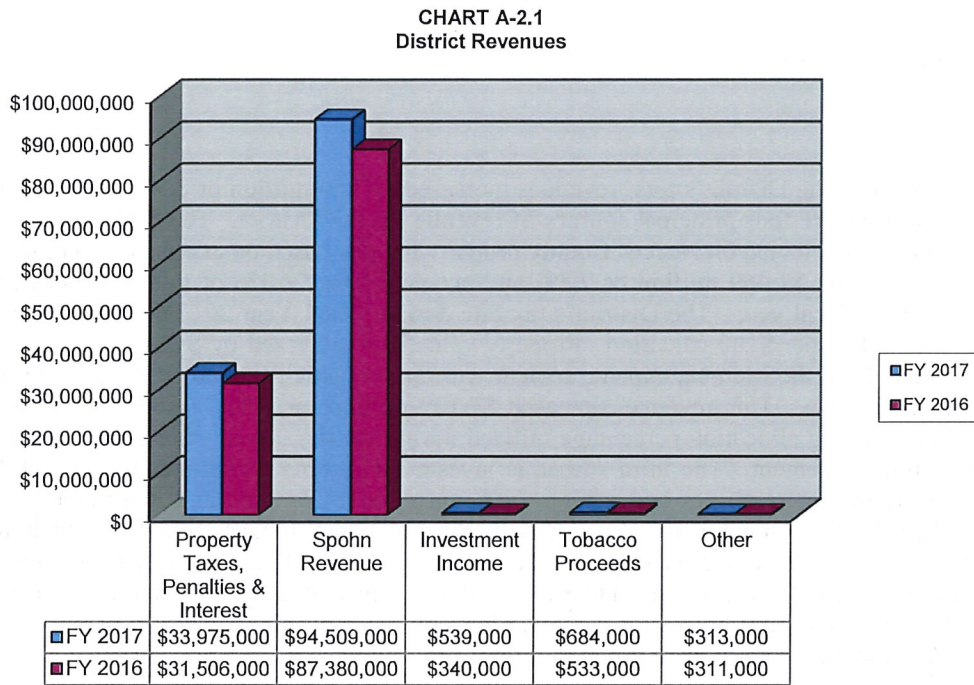


Statement of Activities (Government-Wide)

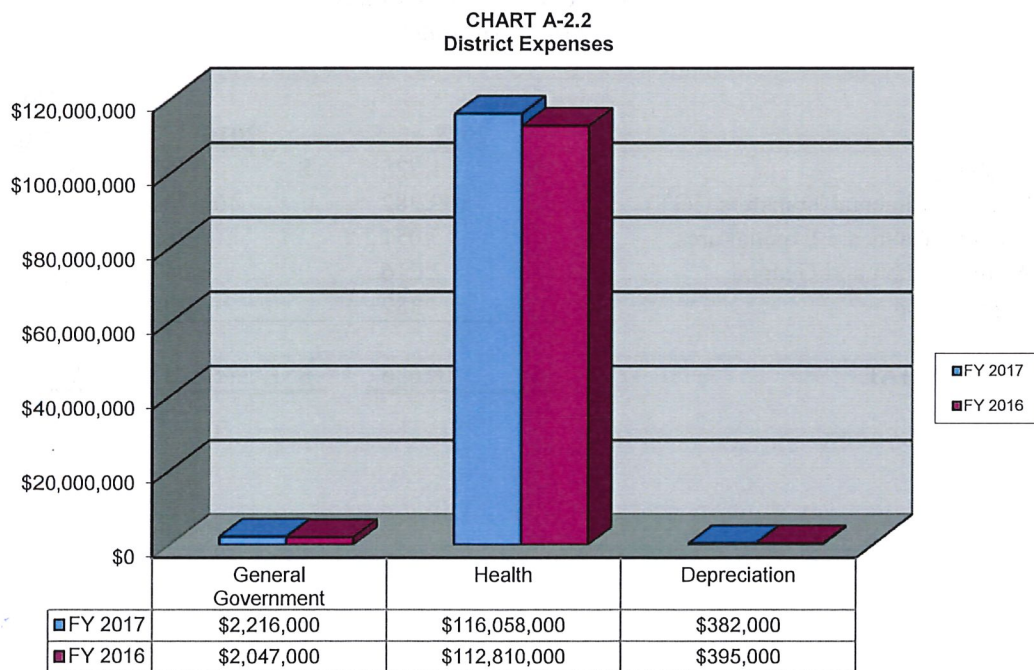
TABLE A-2
Changes in Nueces County Hospital District Net Position
September 30, 2017 and 2016
(In Thousands)

| | <u>2017</u> | <u>2016</u> | <u>2017-2016</u> <u>Variance</u> |
|---|------------------|------------------|-------------------------------------|
| Revenues | | | |
| Property Taxes and Penalties and Interest | \$ 33,975 | \$ 31,506 | \$ 2,469 |
| Spohn Corporate Membership Revenue | 94,509 | 87,380 | 7,129 |
| Investment Income | 539 | 340 | 199 |
| Tobacco Proceeds | 684 | 533 | 151 |
| Other | 313 | 311 | 2 |
| Total Revenues | <u>130,020</u> | <u>120,070</u> | <u>9,950</u> |
| Expenses: | | | |
| General Government | 2,216 | 2,047 | 169 |
| Health | 116,058 | 112,810 | 3,248 |
| Depreciation | 382 | 395 | (13) |
| Total Expenses | <u>118,656</u> | <u>115,252</u> | <u>3,404</u> |
| Net Change in Net Position | 11,364 | 4,818 | 6,546 |
| Net Postion, Beginning of Year | <u>72,555</u> | <u>67,737</u> | <u>--</u> |
| NET POSITION, END OF YEAR | <u>\$ 83,919</u> | <u>\$ 72,555</u> | <u>\$ 6,546</u> |

Please refer to Table A-2 above for details of Chart A-2.1 below relating to the District's Revenues.



Please refer to Table A-2 above for details of Chart A-2.2 below relating to the District's Expenses.



FINANCIAL ANALYSIS

Revenues

In Fiscal Year 2017, the District's total revenues increased \$9.950 million or 8.3% compared to the prior fiscal year. There were four principal sources of revenue for the District. The first source of revenue is from ad valorem taxes levied on Nueces County property owners based on assessed valuations. These tax revenues increased by \$2.469 million or 7.8% and accounted for 26.1% of total revenues compared to 26.2% in the prior fiscal year. The District's tax rate during Fiscal Year 2017 decreased to the effective tax rate of \$0.126836 per \$100 valuation. Property valuations increased by \$1.845 billion or 7.2%. The second source is from the Membership Agreement with Spohn which accounted for \$94.509 million and 72.7% of total revenue. This revenue increased \$7.129 million, or 8.2%, resulting from a greater net patient revenue sharing allocation percentage utilized during the fiscal year. See Note 3 for an outline of the Membership Agreement. The third source is investment income which increased \$199 thousand or 58.5% due to rising interest rates and a higher amount of invested cash and investments. The fourth source is a Tobacco Settlement distribution from the State of Texas' tobacco litigation which increased by \$151 thousand or 28.3% compared to prior fiscal year. Additional revenue proceeds which include a reimbursement from the State for the District's assistance in operating one of the Medicaid Payment Programs in the region and jail health care reimbursements from another governmental entity had an increase of \$2 thousand from prior fiscal year or 0.6%.

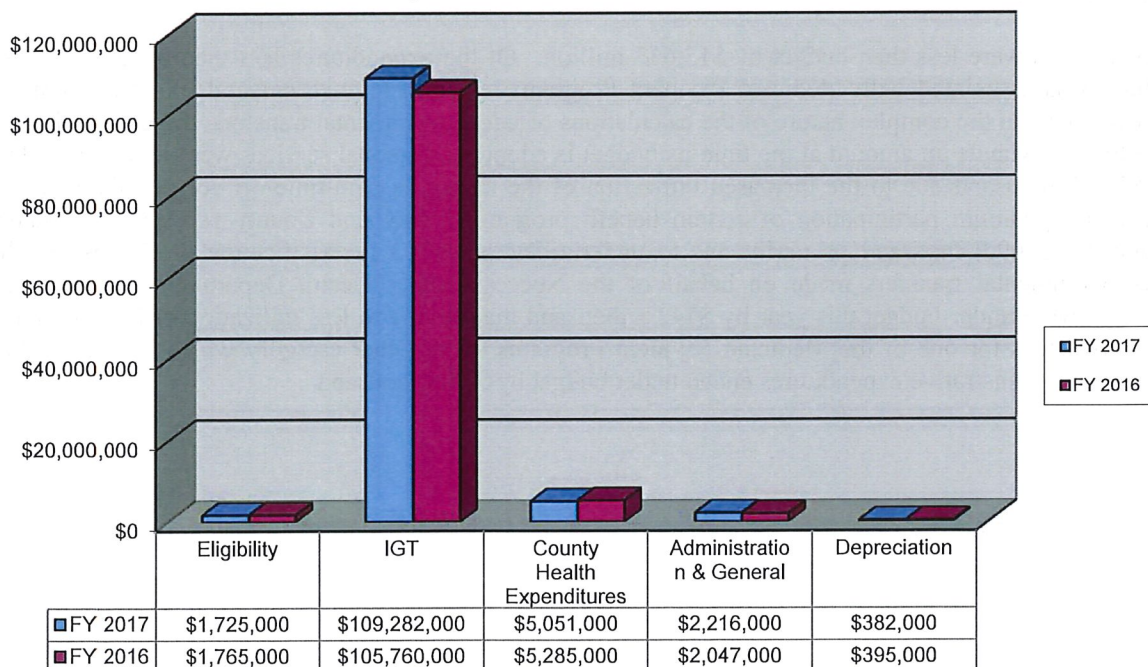
TABLE A-3
Net Cost of Selected District Functions
September 30, 2017 and 2016
(In Thousands)

| | <u>2017</u> | <u>2016</u> | <u>2017-2016</u> <u>Variance</u> |
|-----------------------------------|-------------------|-------------------|-------------------------------------|
| Eligibility | \$ 1,725 | \$ 1,765 | \$ (40) |
| Intergovernmental Transfers (IGT) | 109,282 | 105,760 | 3,522 |
| County Healthcare Expenditures | 5,051 | 5,285 | (234) |
| Administration and General | 2,216 | 2,047 | 169 |
| Depreciation | 382 | 395 | (13) |
| TOTAL | <u>\$ 118,656</u> | <u>\$ 115,252</u> | <u>\$ 3,404</u> |

Expenses

The expenses of the District's functions in Fiscal Year 2017 increased \$3.404 million or 3.0% compared to the prior fiscal year. The District's health functions include intergovernmental transfers and county healthcare expenditures. The District's largest amount of costs are voluntary intergovernmental transfers to the State for the benefit of various regional health care providers who provide indigent healthcare. The intergovernmental transfers draw down additional Medicaid funds for regional providers under the Medicaid Payment Programs. This cost totaled \$109.282 million in Fiscal Year 2017 and represented 92.1% of all functional expenditures. The second largest amount of cost is \$5.051 million for county healthcare expenditures which relates to the District's support of other healthcare services in Nueces County. The District directly or indirectly pays for non-indigent healthcare-related service costs that were paid by Nueces County in earlier years. These costs include expenses such as county jail and juvenile detention center healthcare services, reimbursement of operating expenditures at the City/County Public Health Department, match, and other subsidies for the local Behavioral Health Center of Nueces County and costs associated with operation of the County Jail's infirmary. This cost decreased \$234 thousand or 4.4% in Fiscal Year 2017 compared to the prior fiscal year. County healthcare expenditure costs represented 4.3% of all the District's net costs in Fiscal Year 2017 compared to 4.6% in the prior fiscal year. The two other costs of the District were Administrative and General and Eligibility determination costs. Collectively, these costs increased \$129 thousand or 3.4% during Fiscal Year 2017 compared to the prior fiscal year. Major costs in this category were legal fees, consulting fees, rents, supplies, purchased services, and salaries and benefits. Administrative and General costs represented 1.9% of all net costs in Fiscal Year 2017 compared to 1.8% in the prior fiscal year. Eligibility costs represented 1.5% of all net costs in Fiscal Year 2017 as well as the prior fiscal year. Please refer to Table A-3 for details of Chart A-3 below relating to the District's net cost of selected functions.

CHART A-3
Expenses of Selected District Functions



General Fund Budgetary Highlights

Expectations for the District's general fund budget were surpassed during Fiscal Year 2017.

Revenues

Revenues fell short of budget by \$3.898 million. The deficit is primarily attributed to revenue resulted from the Membership Agreement, which had a shortage of \$5.473 million. The shortage is due to the use of an estimate of the Membership Agreement's initial revenue sharing allocation percentage between the District and Spohn when the Fiscal Year 2017 budget was developed; due to the difficulty in projecting Spohn's revenues, the District is only able to estimate the Membership Agreement-related sharing allocation. Ad valorem tax revenue combined with penalties and interest, however, exceeded budget by \$1.306 million. Investment income also exceeded budget by \$254 thousand. Finally, other income, including a reimbursement from the State for the District's assistance in operating one of the State's Medicaid Payment Programs in the region, recovery of certain prior fiscal year's expenses, and auction proceeds exceeded budget by approximately \$15 thousand.

Expenditures

Expenditures were less than budget by \$13.633 million. Of the expenditures less than budget, \$12.112 million was associated with Medicaid Payment Programs-related intergovernmental transfers from the District. Due to the complex nature of the calculations of intergovernmental transfers, the District is only able to approximate an amount at the time its budget is adopted. Personal services were less than budget by \$213.2 thousand due to the increased utilization of the District's paid-time-off accrued liability and less than maximum participation of certain benefit programs. City and County services were under budget by \$509.9 thousand primarily due to underutilization and a reclassification of expense to the intergovernmental transfers made on behalf of the Nueces County Health Department. Contractual Services were under budget this year by \$742.1 thousand mainly due to less utilization of legal fees and consultant fees for one of the Medicaid Payment Programs. The Other category which includes office lease and administrative expenditures ended under budget by \$14.8 thousand.

CAPITAL ASSETS

The District had \$7.725 million in net capital assets at the end of September 30, 2017. The breakdown of the capital assets is as follows:

TABLE A-4
Nueces County Hospital District's Capital Assets
September 30, 2017 and 2016
(In Thousands)

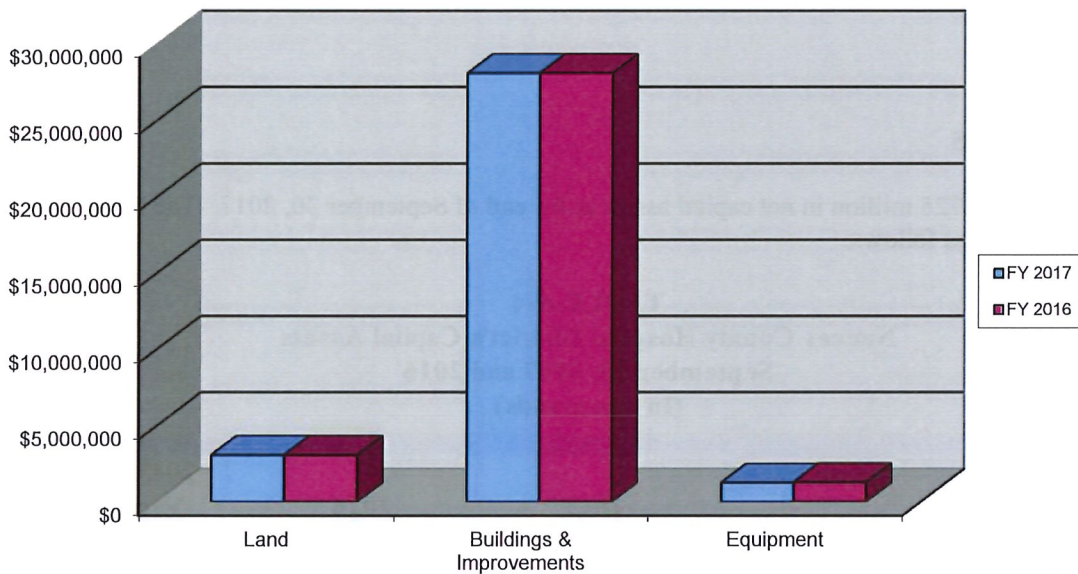
| | <u>2017</u> | <u>2016</u> | <u>2017-2016</u> <u>Variance</u> |
|--------------------------------|------------------------|------------------------|-------------------------------------|
| Land | \$ 3,077 | \$ 3,077 | \$ - |
| Buildings and Improvements | 28,073 | 28,073 | - |
| Equipment | <u>1,247</u> | <u>1,284</u> | <u>(37)</u> |
| Total | 32,397 | 32,434 | (37) |
| Less: Accumulated Depreciation | <u>24,672</u> | <u>24,353</u> | <u>319</u> |
| NET CAPITAL ASSETS | <u><u>\$ 7,725</u></u> | <u><u>\$ 8,081</u></u> | <u><u>\$ (356)</u></u> |

Under terms of the Membership Agreement, The District contributed the use of its former hospital Memorial Medical Center (MMC) buildings and equipment to Spohn; and Spohn is responsible for maintaining the buildings and equipment, and the purchase of any medical and other equipment needed during the Agreement's term. The Membership Agreement requires that Spohn spend \$600 thousand in capital expenditures in Calendar Year 2017 on upkeep of the buildings and equipment. Please refer to Note 8 - Capital Assets of the Financial Statements for more details on capital assets.

During Fiscal Year 2017, the District held surplus auctions to dispose of equipment no longer needed.

Please refer to Table A-4 for details of Chart A-4 relating to the District's Capital Assets.

CHART A-4
District Capital Assets



Economic Factors, Next Year's Budget, Tax Rates and Property Valuations, and Financial Planning

Economic Factors

For the forthcoming fiscal year and subsequent fiscal years, State budget pressures and shifting priorities may alter funding, services, programs, or eligibility for its Medicaid program which could affect enrollments in the District's indigent health care program. Texas has the highest health care uninsured rate in the nation and the County's rate is among the highest in the State. The benefits of the Patient Protection and Affordable Care Act (P.L. 111-148) and the Health Care and Education Reconciliation Act of 2010 (P.L. 111-152) legislation that was intended to reduce the number of health care uninsured persons and expand Medicaid has not yet been realized in Texas; during the forthcoming District fiscal year, these unrealized benefits may affect the number of persons enrolled in the District's indigent health care program. Additionally, there may be alterations to aspects of P.L. 111-148 and P.L. 111-152 and potential block granting and/or reduction of Medicaid funds to the States, each of which may affect the indigent health care program's enrollment. The County experienced Hurricane Harvey, a major hurricane during Fiscal Year 2017 that catastrophically affected certain areas of the County. As a result, the District's tax revenues may be lower as decreased property valuations in those areas are possible during the District's next 2-3 fiscal years.

Next Year's Budget, Tax Rates, and Property Valuations

Budget

For the District's forthcoming fiscal year ending September 30, 2018 ("Fiscal Year 2018"), the District's Board of Managers and County Commissioners Court approved a District operating budget wherein expenditures exceed revenues by \$4.303 million. The deficit is planned, attributable to the usage of certain committed funds to supplement intergovernmental transfer expenditures for the State's Medicaid Payment Programs. Revenues are budgeted at \$119.862 million, a 9.8% decrease compared to the prior fiscal year; and expenditures are budgeted at \$124.166 million, a 5.9% decrease compared to the prior fiscal year.

Tax Rates and Property Valuations

The property valuations for the District's forthcoming fiscal year ending September 30, 2018 are \$28.859 billion, an increase of 5.6% from the prior year. To offset this increase, County Commissioners Court has decreased the District's tax rate for the Fiscal Year 2018 budget to \$0.121297 per \$100 valuation, which is the effective tax rate. The Fiscal Year 2018 budget estimates include tax revenues of \$33.322 million, an increase of \$748 thousand or 2.3% over Fiscal Year 2017. Although the District realized an increase in property valuations for Fiscal Year 2018, subsequent valuations could be less due to the effects of Hurricane Harvey. The District expects minimal tax base expansion and minimal increases in property values in subsequent fiscal periods.

Financial Planning

The District does not receive State or Federal funding for provision of indigent health care. However, the District expects to continue receiving reimbursement annually from the State for the District assisting it in operating one of the Medicaid Payment Programs in the region; the program has been extended for four additional years. The District expects that the Membership Agreement's revenue sharing allocation percentage between the District and Spohn will be sufficient in the forthcoming fiscal year to support the District's objectives. Federal regulations governing certain provisions of the Membership Agreement are under review by regulators and the outcome may potentially affect future performance of the Agreement; it is possible that the current permitted use of a combination of tax and Membership Agreement-related revenues by the District to make voluntary intergovernmental transfers to the State in support of the Medicaid Payment Programs could change in the future.

CONTACTING DISTRICT MANAGEMENT

These District financial statements are designed to provide our citizens, taxpayers, elected officials, investors, creditors, and others with a general overview of the District's financial position and results of operations, to demonstrate the District's accountability for the tax and other funds it receives, and show how the District's funds are used. Questions concerning any of the information contained in these statements or requests for additional statement information can be directed to the District at:

Nueces County Hospital District
Administrative Offices
555 N. Carancahua St., Suite 950
Corpus Christi, TX 78401-0835
Telephone: (361) 808-3300
Facsimile: (361) 808-3274
<http://www.nchdcc.org/contact.cfm>

HISTORICAL AUDITED FINANCIAL STATEMENTS

Recent historical audited financial statements of the District are available via the Internet and can be viewed or downloaded in Portable Document Format from www.nchdcc.org/financial.cfm.

Basic Financial Statements

NUECES COUNTY HOSPITAL DISTRICT

(A COMPONENT UNIT OF NUECES COUNTY, TEXAS)

GOVERNMENTAL FUNDS BALANCE SHEET / STATEMENT OF NET POSITION

SEPTEMBER 30, 2017

| | <u>GENERAL</u> | <u>INDIGENT CARE FUND</u> | <u>TOBACCO SETTLEMENT FUND</u> |
|---|-----------------------|--|---|
| ASSETS | | | |
| Cash and Cash Equivalents (Note 4) | 34,769,926 | 19,962,769 | 882 |
| Investments (Note 4 and Note 5) | -- | 21,852,607 | -- |
| Accrued Interest | 976 | 53,459 | -- |
| Taxes Receivable Net Of Allowance for Uncollectibles (Note 7): | 986,365 | -- | -- |
| Other Receivables | 11,400 | -- | -- |
| Prepaid Expenditures | 160,120 | -- | -- |
| Land (Note 8) | -- | -- | -- |
| Other Capital Assets, net of Accumulated Depreciation (Note 8) | -- | -- | -- |
| | | | |
| TOTAL ASSETS | <u>35,928,787</u> | <u>41,868,835</u> | <u>882</u> |

Exhibit 1

| GOVERNMENTAL FUNDS TOTAL | ADJUSTMENTS EXHIBIT 2 | STATEMENT OF NET POSITION |
|---|----------------------------------|--------------------------------------|
| 54,733,577 | -- | 54,733,577 |
| 21,852,607 | -- | 21,852,607 |
| 54,435 | -- | 54,435 |
| 986,365 | -- | 986,365 |
| 11,400 | -- | 11,400 |
| 160,120 | -- | 160,120 |
| -- | 3,076,926 | 3,076,926 |
| -- | 4,648,944 | 4,648,944 |
| 77,798,504 | 7,725,870 | 85,524,374 |

(Continued)

NUECES COUNTY HOSPITAL DISTRICT

(A COMPONENT UNIT OF NUECES COUNTY, TEXAS)

GOVERNMENTAL FUNDS BALANCE SHEET / STATEMENT OF NET POSITION

SEPTEMBER 30, 2017

| | <u>GENERAL</u> | <u>INDIGENT CARE FUND</u> | <u>TOBACCO SETTLEMENT FUND</u> |
|---|-----------------------|--|---|
| LIABILITIES | | | |
| Accounts Payable | 1,343,277 | -- | -- |
| Accrued Payroll and Related Liabilities | 158,417 | -- | -- |
| Unearned Revenue | 986,365 | -- | -- |
| Long-term Liabilities- | | | |
| Accrued Paid Time Off (Note 10) | -- | -- | -- |
| | | | |
| TOTAL LIABILITIES | 2,488,059 | -- | -- |
| | | | |
| FUND EQUITY/NET POSITION | | | |
| Fund Balances: | | | |
| Nonspendable | 160,120 | -- | -- |
| Committed to: (Note 13) | | | |
| Intergovernmental Transfers | 17,109,535 | -- | -- |
| Indigent Care | -- | 41,868,835 | -- |
| Assigned to County Health Care | -- | -- | 882 |
| Unassigned | 16,171,073 | -- | -- |
| Total Fund Equity | 33,440,728 | 41,868,835 | 882 |
| | | | |
| TOTAL LIABILITIES AND FUND EQUITY | 35,928,787 | 41,868,835 | 882 |
| | | | |
| Net Position: | | | |
| Net Investment in Capital Assets | | | |
| Unrestricted | | | |
| | | | |
| TOTAL NET POSITION | | | |

The notes to the financial statements are an integral part of this statement.

Exhibit 1
Continued

| GOVERNMENTAL FUNDS TOTAL | ADJUSTMENTS EXHIBIT 2 | STATEMENT OF NET POSITION |
|---|----------------------------------|--------------------------------------|
| 1,343,277 | -- | 1,343,277 |
| 158,417 | -- | 158,417 |
| 986,365 | (986,365) | -- |
| -- | 103,651 | 103,651 |
| 2,488,059 | (882,714) | 1,605,345 |
| 160,120 | (160,120) | -- |
| 17,109,535 | (17,109,535) | -- |
| 41,868,835 | (41,868,835) | -- |
| 882 | (882) | -- |
| 16,171,073 | (16,171,073) | -- |
| 75,310,445 | (75,310,445) | -- |
| <u>77,798,504</u> | | |
| | 7,725,870 | 7,725,870 |
| | 76,193,159 | 76,193,159 |
| | 83,919,029 | 83,919,029 |

This page left intentionally blank.

NUECES COUNTY HOSPITAL DISTRICT(A COMPONENT UNIT OF NUECES COUNTY, TEXAS)EXPLANATIONS FOR ADJUSTMENTS TO RECONCILE
GOVERNMENTAL FUNDS - BALANCE SHEET TO THE STATEMENT OF NET POSITION

| | |
|---|------------|
| Total Fund Balance - Total Governmental Funds | 75,310,445 |
|---|------------|

Amounts reported for governmental activities in the statement of net position are different because:

| | |
|---|-----------|
| Capital assets used in governmental activities are not current financial resources and, therefore, are not reported in the governmental funds. The cost of the assets is \$32,397,681 and the accumulated depreciation is \$24,671,811 (Note 8) | 7,725,870 |
|---|-----------|

| | |
|--|---------|
| Taxes receivable, net of allowance is not available to pay for current period expenditures and is, therefore, deferred in the governmental funds. (Note 7) | 986,365 |
|--|---------|

| | |
|--|------------------|
| Long-Term liabilities, include accrued paid time off, are not due and payable in the current period and, therefore, are not reported in the funds. (Note 10) | <u>(103,651)</u> |
|--|------------------|

| | |
|--------------|--------------------------|
| NET POSITION | <u><u>83,919,029</u></u> |
|--------------|--------------------------|

The notes to the financial statements are an integral part of this statement.

NUECES COUNTY HOSPITAL DISTRICT

(A COMPONENT UNIT OF NUECES COUNTY, TEXAS)

**STATEMENT OF GOVERNMENTAL FUND REVENUES, EXPENDITURES
AND CHANGES IN FUND BALANCES/STATEMENT OF ACTIVITIES**

YEAR ENDED SEPTEMBER 30, 2017

| | <u>GENERAL</u> | <u>INDIGENT CARE FUND</u> | <u>TOBACCO SETTLEMENT FUND</u> |
|---|-----------------------|--|---|
| Revenues: | | | |
| Taxes | 33,539,016 | -- | -- |
| Penalties and Interest - Taxes | 342,359 | -- | -- |
| Spohn Corporate Membership Revenue | 94,508,973 | -- | -- |
| Investment Income | 314,650 | 223,580 | 354 |
| Tobacco Settlement | -- | -- | 684,371 |
| Other | 314,542 | -- | -- |
| Total Revenue | 129,019,540 | 223,580 | 684,725 |
| Expenditures/Expenses: | | | |
| General Government | 2,201,290 | -- | -- |
| Health | 116,058,175 | -- | -- |
| Depreciation | -- | -- | -- |
| Capital Outlay | 28,873 | -- | -- |
| Total Expenditures/Expenses | 118,288,338 | -- | -- |
| Excess (Deficiency) of Revenues Over (Under) Expenditures/Expenses | 10,731,202 | 223,580 | 684,725 |
| Other Financing Sources (Uses): | | | |
| Transfers In (Note 14) | 684,000 | 5,000,000 | -- |
| Transfers Out (Note 14) | (5,000,000) | -- | (684,000) |
| Total Other Financing Sources (Uses) | (4,316,000) | 5,000,000 | (684,000) |
| Net Change in Fund Balance/Net Position | 6,415,202 | 5,223,580 | 725 |
| Fund Balance/Net Position, Beginning of Year | 27,025,526 | 36,645,255 | 157 |
| FUND BALANCE/NET POSITION, END OF YEAR | 33,440,728 | 41,868,835 | 882 |

The notes to the financial statements are an integral part of this statement.

Exhibit 3

| GOVERNMENTAL FUNDS TOTAL | ADJUSTMENTS EXHIBIT 4 | STATEMENT OF ACTIVITIES |
|--------------------------------|--------------------------|-------------------------------|
| 33,539,016 | 93,450 | 33,632,466 |
| 342,359 | -- | 342,359 |
| 94,508,973 | -- | 94,508,973 |
| 538,584 | -- | 538,584 |
| 684,371 | -- | 684,371 |
| 314,542 | (1,226) | 313,316 |
| 129,927,845 | 92,224 | 130,020,069 |
| 2,201,290 | 14,670 | 2,215,960 |
| 116,058,175 | -- | 116,058,175 |
| -- | 382,368 | 382,368 |
| 28,873 | (28,873) | -- |
| 118,288,338 | 368,165 | 118,656,503 |
| 11,639,507 | (275,941) | 11,363,566 |
| 5,684,000 | (5,684,000) | -- |
| (5,684,000) | 5,684,000 | -- |
| -- | -- | -- |
| 11,639,507 | (275,941) | 11,363,566 |
| 63,670,938 | 8,884,525 | 72,555,463 |
| 75,310,445 | 8,608,584 | 83,919,029 |

This page left intentionally blank.

NUECES COUNTY HOSPITAL DISTRICT(A COMPONENT UNIT OF NUECES COUNTY, TEXAS)EXPLANATIONS FOR ADJUSTMENTS TO RECONCILE
GOVERNMENTAL FUNDS - STATEMENT OF REVENUES, EXPENDITURES, AND
CHANGES IN FUND BALANCE TO THE STATEMENT OF ACTIVITIES

| | |
|--|------------|
| Net Change in Fund Balances - Total Governmental Funds | 11,639,507 |
|--|------------|

Amounts reported for governmental activities in the statement of net position are different because:

| | |
|---|-----------|
| Governmental funds report capital outlays as expenditures. However, in the statement of activities, the cost of capital assets is allocated over their estimated useful lives and reported as depreciation expense. This is the amount by which depreciation of \$382,368 was less than capital outlays of \$28,873 in the current period and loss on disposal of \$1,226 in the current period. (Note 8) | (354,721) |
|---|-----------|

| | |
|---|--------|
| Revenues from uncollected taxes that do not provide current financial resources are included in the statement of activities and not reported as revenues in the governmental funds. | 93,450 |
|---|--------|

| | |
|------------------------|-------------------|
| CHANGE IN NET POSITION | <u>11,363,566</u> |
|------------------------|-------------------|

The notes to the financial statements are an integral part of this statement.

NUECES COUNTY HOSPITAL DISTRICT(A COMPONENT UNIT OF NUECES COUNTY, TEXAS)GENERAL FUNDSTATEMENT OF REVENUES, EXPENDITURES AND CHANGES IN FUND BALANCEBUDGET (GAAP BASIS) AND ACTUALYEAR ENDED SEPTEMBER 30, 2017

| | <u>ORIGINAL AND FINAL BUDGET</u> | <u>ACTUAL GAAP BASIS</u> | <u>VARIANCE FAVORABLE (UNFAVORABLE)</u> |
|---|--|----------------------------------|---|
| Revenues: | | | |
| Taxes | 32,253,706 | 33,539,016 | 1,285,310 |
| Penalties and Interest - Taxes | 321,115 | 342,359 | 21,244 |
| Spohn Corporate Membership Revenue | 99,981,948 | 94,508,973 | (5,472,975) |
| Investment Income | 60,879 | 314,650 | 253,771 |
| Other | 300,000 | 314,542 | 14,542 |
| Total Revenues | <u>132,917,648</u> | <u>129,019,540</u> | <u>(3,898,108)</u> |
| Expenditures: | | | |
| Current: | | | |
| General Government | 2,593,222 | 2,201,290 | 391,932 |
| Health | 129,274,849 | 116,058,175 | 13,216,674 |
| Capital Outlay | 53,500 | 28,873 | 24,627 |
| Total Current Expenditures | <u>131,921,571</u> | <u>118,288,338</u> | <u>13,633,233</u> |
| Excess of Revenues Over (Under) Expenditures | 996,077 | 10,731,202 | 9,735,125 |
| Other Financing Sources (Uses): | | | |
| Transfers In | 500,000 | 684,000 | 184,000 |
| Transfers Out | (5,000,000) | (5,000,000) | -- |
| Total Other Financing Sources | <u>(4,500,000)</u> | <u>(4,316,000)</u> | <u>184,000</u> |
| Net Change in Fund Balance | <u>(3,503,923)</u> | <u>6,415,202</u> | <u>9,919,125</u> |
| Fund Balance, Beginning of Year | | <u>27,025,526</u> | |
| FUND BALANCE, END OF YEAR | | <u>33,440,728</u> | |

The notes to the financial statements are an integral part of this statement.

NUECES COUNTY HOSPITAL DISTRICT(A COMPONENT UNIT OF NUECES COUNTY, TEXAS)INDIGENT CARE FUNDSTATEMENT OF REVENUES, EXPENDITURES AND CHANGES IN FUND BALANCEBUDGET (GAAP BASIS) AND ACTUALYEAR ENDED SEPTEMBER 30, 2017

| | <u>ORIGINAL AND FINAL BUDGET</u> | <u>ACTUAL GAAP BASIS</u> | <u>VARIANCE FAVORABLE (UNFAVORABLE)</u> |
|---------------------------------|--|----------------------------------|---|
| Revenues - | | | |
| Investment Income | 148,260 | 223,580 | 75,320 |
| Other Financing Sources - | | | |
| Transfers In | 5,000,000 | 5,000,000 | -- |
| Total Other Financing Sources | 5,000,000 | 5,000,000 | -- |
| Net Change in Fund Balance | <u>5,148,260</u> | 5,223,580 | <u>75,320</u> |
| Fund Balance, Beginning of Year | | <u>36,645,255</u> | |
| FUND BALANCE, END OF YEAR | | <u>41,868,835</u> | |

The notes to the financial statements are an integral part of this statement.

NUECES COUNTY HOSPITAL DISTRICT**(A COMPONENT UNIT OF NUECES COUNTY, TEXAS)****FIDUCIARY FUNDS****STATEMENT OF NET POSITION****SEPTEMBER 30, 2017**

| | HEALTH BENEFIT PLAN AND TRUST FUND |
|--|---|
| ASSETS | |
| Cash and Cash Equivalents (Note 4) | 205,733 |
| Accrued Interest | 152 |
| Total Assets | <u>205,885</u> |
| LIABILITIES | |
| Due to General Fund | <u>11,398</u> |
| NET POSITION | |
| Held in Trust for Employee Health Benefits | <u><u>194,487</u></u> |

The notes to the financial statements are an integral part of this statement.

NUECES COUNTY HOSPITAL DISTRICT
(A COMPONENT UNIT OF NUECES COUNTY, TEXAS)

FIDUCIARY FUNDS

STATEMENT OF CHANGES IN NET POSITION

YEAR ENDED SEPTEMBER 30, 2017

| | <u>HEALTH BENEFIT PLAN AND TRUST FUND</u> |
|---------------------------------|--|
| ADDITIONS | |
| Interest | 1,214 |
| DEDUCTIONS | |
| Administration and General | 1,428 |
| Employee Benefits | <u>27,912</u> |
| Total Deductions | <u>29,340</u> |
| Net Decrease | (28,126) |
| Net Position, Beginning of Year | <u>222,613</u> |
| NET POSITION, END OF YEAR | <u><u>194,487</u></u> |

The notes to the financial statements are an integral part of this statement.

NUECES COUNTY HOSPITAL DISTRICT
(A COMPONENT UNIT OF NUECES COUNTY, TEXAS)
NOTES TO BASIC FINANCIAL STATEMENTS
SEPTEMBER 30, 2017

Note 1 – REPORTING ENTITY

Nueces County Hospital District (the District), a discretely presented component unit of Nueces County, Texas (the County), was created by an Act of the Legislature of the State of Texas and subsequently approved by the voters of Nueces County, Texas. The District is constitutionally responsible for furnishing medical and hospital care for indigent and needy persons residing in Nueces County.

The District is presented as a discrete component unit of Nueces County, Texas. The District is legally separate from the County, however, members of the District's governing board (the Board) are appointed by the County Commissioners' Court. Although the County neither provides funding to the District, nor holds title to any of the District's assets, nor has any rights to any surpluses of the District, the Commissioners' Court does approve the District's tax rate and annual budget as required by state law.

Beginning in 1996, Christus Spohn Health System (Spohn) leased the District's hospital, Memorial Medical Center (MMC), and its satellite clinics and was responsible for their operations. The lease called for payments to be made over 30 years at which point the operating responsibility of MMC reverts back to the District unless such agreement is extended. As more fully explained in Note 3, effective October 1, 2012 the District's previous agreement with Spohn was renegotiated and the relationship between the District and Spohn is now governed by the Spohn Membership Agreement described in Note 3. The subsequent changes were effective for the entire fiscal year and the District now contributes the use of MMC and the satellite clinics to Spohn rent free in return for a share of net patient revenue and Spohn is responsible for maintaining MMC.

The District's primary mission is to coordinate with Spohn in making available high quality, accessible and cost effective hospital and healthcare services to the indigent and needy residents of Nueces County, consistent with statutory requirements and available resources.

The District has no component units as defined by Governmental Accounting Standards Board. Although the District and County Commissioners' Court appoint three of the members of the Board of Trustees of Spohn as part of the Spohn Membership Agreement between the two parties, Spohn does not qualify as a component unit. The District does not approve the budget of Spohn, nor have any rights to surpluses of Spohn.

Additionally, the District serves as the Region 4 Anchor and funds voluntary intergovernmental transfers (IGTs) for certain healthcare providers under provisions of the Texas Health and Human Services Commission's (HHSC) Medicaid Payment Programs. This allows Spohn and certain other Region 4 healthcare providers to participate in supplemental Medicaid Payment Programs.

Note 2 – SIGNIFICANT ACCOUNTING POLICIES

The District is a special purpose government engaged in a single governmental program, GASB allows the District to combine the required fund financial statements and government-wide statements.

A. Basic Financial Statements

The Basic financial statements include combined government-wide (based on the District as a whole) and fund financial statements.

The Government-wide statements are included in the combined statements of Exhibit 1 and 3 as the Statement of Net Position and Statement of Activities Column. The government-wide statements focus more on the substantiality of the District as an entity and the change in aggregate financial position resulting from the activities of the fiscal period.

The fund financial statements emphasis is on the major funds which for the District are the general fund and the indigent care fund. There is one non-major fund: The Tobacco Settlement Fund.

The governmental funds statements in the fund financial statements are presented on a current financial resource and modified accrual basis of accounting. This is the manner in which these funds are normally budgeted. This presentation is deemed most appropriate to (1) demonstrate legal and covenant compliance, (2) demonstrate the source and use of liquid resources, and (3) demonstrate how the District's actual experience conforms to the budget or fiscal plan. Since the governmental fund statements are presented on a different measurement focus and basis of accounting than the government-wide statements reconciliation is presented in Exhibit 2 and 4 which briefly explains the adjustment necessary to transform the fund based financial statements columns into the government-wide presentation called the statement of net position and statement of activities column.

The District's fiduciary fund is presented in the basic financial statement as separate statements. Since by definition these assets are being held for the benefit of a third party (employees and former employees) and cannot be used to finance activities or obligations of the government, these funds are not incorporated into the government-wide statements.

B. Basis of Presentation

The financial transactions of the District are recorded in individual funds. Each fund is accounted for by providing a separate set of self-balancing accounts that comprise its assets, liabilities, fund equity, revenues and expenditures/expenses. The various funds are reported by generic classification within the financial statements. The criteria used to determine if a governmental fund should be reported as a major fund are as follows: the total assets, liabilities, revenues or expenditures of that governmental fund are at least 10% of the corresponding element total for all governmental funds. The special revenue Tobacco Settlement Fund is reported as a major fund because it is the only other fund. The District reports the following major funds:

General Fund – The General Fund is the primary operating fund of the District. It is used to account for all financial resources, except those required to be accounted for in another fund.

Indigent Care Fund – Special Revenue Funds are used to account for the proceeds of specific revenue sources (other than expendable trusts or major capital projects) that are legally or contractually committed to expenditures for specific purposes. They also are used to account for funds that are committed by the Board to be spent for specific purposes.

Note 2 – SIGNIFICANT ACCOUNTING POLICIES – (Continuation)

Tobacco Settlement Fund – Special Revenue Funds are used to account for the proceeds of specific revenue sources that are legally or contractually committed to expenditures for specific purposes.

Additionally, the District reports the following fund type:

Fiduciary Funds – Fiduciary funds are used to account for assets held by the District in a trustee or agency capacity for individuals, private organizations, other governments or funds. These assets are held under the terms of a formal trust agreement. The District has the following fiduciary fund type:

Expendable Trust Fund – An expendable trust fund is used to account for the Health Benefit Plan and Trust. Funds are used to offset employee health insurance premiums, employee reimbursements for out-of-pocket health care costs. The District is not under an obligation to maintain the trust principal.

C. Basis of Accounting

Basis of accounting refers to the point at which revenues or expenditures/expenses are recognized in the accounts and reported in the financial statements. It relates to the timing of measurements made, regardless of the measurement focus applied. The government-wide financial statements and the fiduciary fund statements are presented on an accrual basis of accounting. The governmental funds in the funds financial statements are presented on a modified accrual basis.

Accrual

Revenues are recognized when earned and expenses are recognized when incurred.

Modified Accrual

Governmental fund financial statements are reported using the current financial resources measurement focus and are accounted for using the modified accrual basis of accounting. Under the modified accrual basis of accounting, revenues are recognized when susceptible to accrual (i.e., when they become measurable and available). “Measurable” means the amount of the transaction can be determined and “available” means collectible within the current period or soon enough thereafter to pay liabilities of the current period.

The District considers property tax revenues available if they are collected within sixty days after year-end. Penalties, interest, and miscellaneous revenues are recorded when received in cash because they are generally not measurable until actually received. Spohn corporate membership revenue and interest income are accrued, when their receipt occurs soon enough after the end of the accounting period to be both measurable and available.

Expenditures are generally recognized under the modified accrual basis of accounting when the related fund liability is incurred. However, debt service expenditures, except interest payable accrued at the debt issuance date for which cash is received with the debt proceeds, as well as expenditures related to accumulated unpaid paid time off benefits which are recognized when paid.

Note 2 – SIGNIFICANT ACCOUNTING POLICIES – (Continuation)

D. Budgets and Budgetary Accounting

The Board adopts an annual budget for all funds. The annual budget and revisions must be approved by the Board of Managers and then the County Commissioners Court.

E. Cash and Cash Equivalents

Cash and Cash Equivalents include currency on hand, demand deposits with banks and amounts included in pooled cash or liquid investments with a maturity of three months or less when purchased.

F. Investments

Statutes give the District the authority to invest its funds in obligations of the United States; direct obligations of the state of Texas; other obligations guaranteed or insured by the state of Texas or the United States; obligations of states, agencies, counties, or cities of any state that have been rated not less than one or its equivalent by a nationally recognized investment firm; certificates of deposit guaranteed insured or secured by approved obligations; certain commercial paper; fully collateralized repurchase agreements, and Securities & Exchange Commission-registered, no-load money market mutual funds whose assets consist exclusively of approved obligations. Investments are recorded at fair value, except for investments pools which are reported at amortized costs and included in cash and cash equivalents. See Note 5 for discussion on fair value measurement.

G. Receivables and Payables

Amounts reported in the fund financial statements as interfund receivables and payables are eliminated in the government-wide statement of net assets column of the combined financial statements. Tax receivables are shown net of an allowance for uncollectibles. The property tax receivable allowance is equal to 3% of the annual tax levy. IGTs are not accrued because they cannot be reasonably estimated and are not legal obligations of the District.

H. Capital Assets

All fixed assets are valued at historical cost if purchased or constructed. Donated fixed assets are valued at their estimated fair value on the date donated. Additions, improvements and other capital outlays that significantly extend the useful life of an asset are capitalized. Other cost incurred for repairs and maintenance are expensed as incurred. Depreciation on capital assets is calculated on the straight-line basis over the following estimated useful lives:

| ASSETS | LIFE IN YEARS |
|---------------------------|------------------|
| Building and Improvements | 20-40 |
| Furniture and Equipment | 10 |
| Computer Equipment | 5 |

Note 2 – SIGNIFICANT ACCOUNTING POLICIES – (Continuation)

I. Compensated Absences

District employees earn paid time off and sick leave. Paid time off accumulates from year to year up to a maximum of two years accrual. Semi-annually, employees can elect to be paid in lieu of utilizing paid time off and sick leave at a rate of 80% of time earned. Sick leave accumulates up to a maximum of 1,440 hours. Upon termination of employment, employees may receive pay for their unused paid time off. The cost of paid time off and sick leave is recognized when earned by employees.

J. Employee Benefit Plans

The District has a 403(b) tax sheltered annuity retirement plan and a deferred compensation plan as described in Note 15. The assets, liabilities, fund equity and operations of this plan are not presented on the District's financial statements as both plans are independently administrated.

K. Fund Balance Classifications

The *nonspendable* fund balance includes the portion of net resources that cannot be spent because of their form or because they must be maintained intact. For the District, resources not in spendable form include prepaid items.

The *committed* fund balance includes spendable net resources that can only be used for specific purposes pursuant to constraints imposed by a formal vote of the Board of Managers no later than the close of the fiscal year. Those constraints remain binding unless removed or changed in the same manner employed to previously commit those resources.

The *assigned* fund balance includes amounts that are constrained by the District's intent to use funds for specific purposes, but are neither restricted nor committed. Such intent should be expressed by the Board of Managers to assign amounts to be used. Constraints imposed on the use of assigned amounts can be removed with no formal Board action. The residual fund balance that is not committed in governmental funds; except the General Fund, is assigned.

The *unassigned* fund balance represents the spendable net resources that have not been restricted, committed, or assigned to specific purposes.

For the classification of Governmental Fund balances, the District considers an expenditure to be made from the most restrictive first when more than one classification is available.

Note 3 - SPOHN MEMBERSHIP AGREEMENT AND SUBSEQUENT EVENT

The District and Spohn entered into a Spohn Membership Agreement to establish a structure for the joint membership of Spohn with the District effective October 1, 2012. The Agreement includes (1) provisions stipulating the parameters for the healthcare services that Spohn will continue to provide to the Nueces County indigent residents during the term of the Agreement, without payment by the District to Spohn for such services, (2) operative provisions and parameters for Spohn's continued use of the District's Memorial Medical Center (MMC) facilities and satellite clinics during the term of the Agreement in a manner consistent with the substantive and maintenance provisions in the former Lease Agreement, without payment of rent by Spohn to the District for such use, and (3) a Spohn net patient revenue allocation and sharing arrangement between Spohn and the District, the amount of which is determined each year prior to October 1.

The Spohn Membership Agreement serves multiple purposes including to facilitate (1) continued provision of indigent health care services in Nueces County, (2) Spohn's and other Region 4 healthcare providers' ability to participate in Medicaid supplemental funding under the Waiver based on the providers' achievement of Waiver-related project metrics and milestones and their provision of uncompensated care, to the benefit of the Nueces County indigent residents served by the District and (3) the District's ability to serve as the Region 4 Anchor under the Waiver.

The Spohn Membership Agreement was amended and restated effective November 18, 2015; Spohn will be permitted to renovate and transform the MMC campus. Spohn has constructed a new Family Health Center on the MMC Campus and is currently expanding its Christus Spohn Hospital Shoreline Emergency Department, trauma center and in-patient bed capacity. When the expansion is complete, ensuring that the community will have access to the health care services currently available, Spohn will be allowed to cease operation and demolish MMC.

Annual Member Revenue Allocation

Each year under the Spohn Membership Agreement, Spohn and the District confer regarding the support necessary for the operations of Spohn over the ensuing fiscal year starting October 1. Spohn prepares a budget that contemplates any modifications or additions in cost to provide healthcare services at MMC and the Satellite Clinics. Upon review of the Spohn budget, economic resources of Spohn and the Members and other factors, Spohn and the District agree on a "Specified Annual Percentage", (as defined in the agreement), of Spohn's net patient revenue that the District will receive. Based on this year's estimate the District budgeted \$99,981,948 and received \$94,508,973 in member revenues for the year ended September 30, 2017.

According to management, estimating the Specified Annual Percentage for membership revenue sharing is difficult due to the number of changing factors in the health care system that affect costs, as well as, revenues. Management intends to adjust the membership revenue sharing "Specified Annual Percentage" annually according to the Spohn Membership Agreement.

Note 4 – CASH AND INVESTMENTS

The District's investment policies and types of investments are governed by the Texas Public Funds Investment Act ("PFIA"). The District's management believes that it has complied with the requirements of the PFIA and the District's investment policies. At September 30, 2017, the District segmented time distribution analysis of the portfolio by market sector is as follows, including the Health Benefit Trust:

| | TOTAL | INVESTMENT MATURITIES IN YEARS | |
|---|------------|--------------------------------|-----------------------|
| | | LESS THAN ONE YEAR | ONE TO THREE YEARS |
| Cash and Equivalents: | | | |
| Collateralized Bank Accounts | 420,653 | 420,653 | -- |
| Money Market Mutual Funds | 205,733 | 205,733 | -- |
| Petty Cash | 150 | 150 | -- |
| AAA-Rated Local Government Investment Pools: | | | |
| Texpool | 44,386,909 | 44,386,909 | -- |
| Logic | 17,596 | 17,596 | -- |
| TexStar | 9,908,269 | 9,908,269 | -- |
| Total Cash and Equivalents | 54,939,310 | 54,939,310 | -- |
| Investments At Fair Value: | | | |
| US Agencies: | | | |
| Federal Home Loan Mortgage Corporation | 3,976,984 | -- | 3,976,984 |
| Federal National Mortgage Association | 17,875,623 | -- | 17,875,623 |
| Total Investments | 21,852,607 | -- | 21,852,607 |
| TOTAL VALUE | 76,791,917 | 54,939,310 | 21,852,607 |
| % of Total Portfolio | 100% | 71.54% | 28.46% |

The District's policy is to report money market investments and investment pools at amortized cost. U.S. Government Agency Securities are reported at fair value based on quoted market values. All other investments are reported at fair value unless a legal contract exists which guarantees a higher value.

Credit Risk

The primary stated objectives of the District's adopted Investment Policy are the safety of principal, liquidity, diversification and yield. Credit risk within the District's portfolio among the authorized investments approved by the District's adopted Investment Policy is present only in time and demand deposits, repurchase agreements, commercial paper, municipal obligations and money market mutual funds. All investments are rated AAA, or equivalent, by at least one nationally recognized rating agency. Investments are made primarily in obligations of the U.S. Government, its agencies or instrumentalities. State law and the District's adopted Investment Policy require inclusion of a procedure to monitor and act as necessary to changes in credit rating on any investment which requires a rating. State law and the District's adopted Investment Policy also require a procedure to verify continued FDIC insurance weekly.

Note 4 – CASH AND INVESTMENTS – (Continuation)

State law and the District's adopted Investment Policy restrict both time and demand deposits, including certificates of deposit (CD), to those banks doing business in the State of Texas and further requires full insurance and/or collateralization from these depositories (banks and savings banks). Depository certificates of deposit are limited to a stated maturity of three years. Collateral, with a 102% margin, is required and collateral is limited to obligations of the U.S. Government, its agencies or instrumentalities. Independent safekeeping is required outside the pledging bank's holding company with monthly reporting. Securities are priced at market on a daily basis as a contractual responsibility of the bank.

Brokered CD's must be FDIC insured and delivered versus payment to the District's depository. Maximum maturity is one year and FDIC insurance must be verified before purchase. By Policy any change in FDIC status of the banks requires a review to assure FDIC status has not changed and immediate liquidation in the case of a merger or acquisition.

By policy and state law repurchase agreements are limited to those with defined termination dates executed with a Texas bank or a primary dealer (as defined by the Federal Reserve). The agreements require an industry standard, written master repurchase agreement and a minimum 102% margin on collateral as well as delivery versus payment settlement and independent safekeeping. Repurchase agreements may not exceed one year to stated maturity. Reverse repurchase agreements may not exceed 90 days and must be matched with reinvestment maturities.

By policy and state law commercial paper must be rated not less than A1/P1 or equivalent by at least two NRSROs or by one NRSRO if fully secured by an irrevocable letter of credit issued by a bank organized and existing under US law or the law of a state of the US. Commercial paper is restricted to a stated maturity of 90 days or less. The District's adopted Investment Policy restricts investment in money market mutual funds to those rated AAA and registered with the SEC. Each fund must strive to maintain a \$1 net asset value.

Local government investment pools in Texas are required to be rated AAA, or equivalent, by at least one nationally recognized rating agency. The Policy further restricts investments to AAA-rated local government investment pools which strive to maintain a \$1 net asset value.

As of September 30, 2017, the cash and investments contained:

- FDIC insured or fully collateralized bank deposits representing 0.548% of the total portfolio,
- investment in three local government investment pools representing 70.73% of the total portfolio,
- AAA-rated money market funds striving to maintain a \$1 net asset value represented 0.267% of the total portfolio, and
- US Government agency securities representing 28.455% of the total portfolio.

Concentration of Credit Risk

The District recognizes over-concentration of assets by market sector or maturity as a risk to the portfolio. The District's adopted Investment Policy establishes diversification as a major objective of the investment program and 33% of the District's investments are designed to be in obligations of the US Government. As of September 30, 2017 the portfolio met its diversification requirements.

Note 4 – CASH AND INVESTMENTS – (Continuation)

As of September 30, 2017, holdings in US Government securities with ratings of AAA represented 28.455% of the total portfolio. Investment in three local government investment pools, represented 70.73% of the total portfolio. The investment in AAA- rated money market funds striving to maintain a \$1 net asset value represented 0.267% of the total portfolio. The remaining 0.548 % of the portfolio is invested in FDIC insured or fully collateralized bank deposits.

Interest Rate Risk

In order to limit interest and market rate risk from changes in interest rates, the District's adopted Investment Policy sets a maximum stated maturity date of three years and at least 33% of the District's investments shall be obligations of the U.S. Government. To insure liquidity a minimum of 10% shall be liquid. The maximum weighted average maturity (WAM) is twelve (12) months. At the time any investment is placed, the overall compliance with the Investment Policy is verified. A segmented time distribution analysis of the portfolio is shown on page 38.

As of September 30, 2017, holdings in the portfolio with stated maturity dates beyond one year representing 28.455 % of the total portfolio all of which were US agencies.

As of September 30, 2017, the portfolio contained 6 callable notes. The callable notes are as follows: Federal National Mortgage Association (FMNA) note with a current market value of \$3,947,524, coupon rate of 1.150%, maturing September 13, 2019; Federal Home Loan Mortgage Corporation (FHLMC) note with a current market value of \$3,976,984, coupon rate of 1.250%, maturing July 26, 2019; FNMA note with a current market value of \$2,986,836, coupon rate of 1.125%, maturing October 29, 2018; FNMA note with a current market value of \$3,977,380, coupon rate of 1.300%, maturing March 22, 2019; FNMA note with a current market value of \$3,979,216, coupon rate of 1.20%, maturing on May 23, 2019 and a FNMA note with a current market value of \$2,984,667, coupon rate of 1.250%, maturing on June 28, 2019.

Custodial Credit Risk

To control custody and safekeeping risk State law and the District's adopted Investment Policy requires collateral for all time and demand deposits, as well as collateral for repurchase agreements. All pledged securities are to be transferred delivery versus payment and held by an independent party approved by the District and held in the District's name by an independent custodian. The custodian is required to provide original safekeeping receipts and monthly reporting of positions with position descriptions including market value. Repurchase agreements and deposits must be collateralized to 102% of market value and collateral terms to be detailed in executed written agreements. Depository agreements are executed under the terms of U.S. Financial Institutions Resource and Recovery Enforcement Act (FIRREA). The counter-party of each type transaction is held contractually liable for monitoring and maintaining the required collateral margins on a daily basis.

As of September 30, 2017, the portfolio contained no certificates of deposit and no repurchase agreements. The portfolio contained 0.548% in fully insured and collateralized demand deposit accounts. All pledged bank collateral for demand deposits was held by an independent institution outside the bank's holding company.

Note 5 – FAIR VALUE OF FINANCIAL INSTRUMENTS

GASB 72, *Fair Value Measurement and Application*, for financial reporting purposes categorizes financial instruments within three different levels of risk dependent upon the measure of their fair value and pricing as follows:

- Level 1 inputs are quoted prices (unadjusted) in active markets for identical assets or liabilities that the government can access at the measurement date.
- Level 2 inputs are inputs other than quoted prices included within Level 1 that are observable for the asset or liability, either directly or indirectly.
- Level 3 inputs are unobservable inputs for the asset or liability.

Because the investments are restricted by Policy and state law to active secondary market, the market approach is being used for valuation. The market approach uses prices and other relevant information generated by market transactions involving identical or comparable assets, liabilities, or a group of assets and liabilities.

The fair market prices used for these fair market valuations of the Districts portfolio are all Level 1 and represent unadjusted quoted prices in active markets for identical assets and liabilities that have been accessed at the measurement date.

All of the investments held by the District as of September 30, 2017 are U.S. Government Agency Bonds.

Note 6 – PROPERTY TAXES

The Commissioners' Court of Nueces County levies for the District, an ad valorem tax as provided under state law on properties within the District. These taxes are collected by the Nueces County Tax Assessor-Collector and are remitted to the District when received. The Nueces County Appraisal District establishes appraised values.

Property taxes are considered available when collected within the current year. Property taxes attach as an enforceable lien on property as of January 1. Taxes are due upon receipt of the tax bill and are past due and subject to interest if not paid before February 1 of the year following the October 1 levy date. Taxes are delinquent if not paid by June 30. Delinquent taxes are subject to both penalty and interest charges as well as attorney costs. The assessed value of the roll-on January 1, 2016 upon which the levy for the 2017 fiscal year was based was \$27,327,999,929

The tax rate assessed for the year ended September 30, 2017 to finance general fund operations and the limited tax refunding bonds was \$0.126836 per \$100 valuation. Current tax collections for the year ended September 30, 2017 were 96% of the year-end adjusted tax.

Note 7 – DELINQUENT TAXES RECEIVABLE

The following table shows a schedule of delinquent taxes receivable and the allowance for uncollectible taxes for the District.

| | BALANCE OCTOBER 1, 2016 | CURRENT YEAR LEVY | TOTAL COLLECTIONS | ADJUSTMENTS | BALANCE SEPTEMBER 30, 2017 |
|--------------------------------------|-------------------------------|-------------------------|----------------------|-------------|----------------------------------|
| Delinquent Taxes Receivable | 1,890,985 | 34,698,916 | 33,977,413 | (585,156) | 2,027,332 |
| Allowance for Uncollectible Taxes | (998,070) | -- | -- | (42,897) | (1,040,967) |
| NET DELINQUENT TAX RECEIVABLE | 892,915 | 34,698,916 | 33,977,413 | (628,053) | 986,365 |

Note 8 – CAPITAL ASSETS

A summary of changes in the capital assets follows:

| | BALANCE, OCTOBER 1, 2016 | ADDITIONS | REDUCTIONS | BALANCE, SEPTEMBER 30, 2017 |
|---|--------------------------------|-----------|------------|-----------------------------------|
| Capital Assets, Not Being Depreciated- | | | | |
| Land | 3,076,926 | -- | -- | 3,076,926 |
| Capital Assets, Being Depreciated: | | | | |
| Equipment | 1,283,871 | 28,873 | 65,010 | 1,247,734 |
| Buildings | 28,073,021 | -- | -- | 28,073,021 |
| Total Capital Assets, Being Depreciated | 29,356,892 | 28,873 | 65,010 | 29,320,755 |
| Less Accumulated Depreciation for | | | | |
| Equipment | 1,150,999 | 53,309 | 63,784 | 1,140,524 |
| Buildings | 23,202,228 | 329,059 | -- | 23,531,287 |
| Total Accumulated Depreciation | 24,353,226 | 382,368 | 63,784 | 24,671,811 |
| Total Capital Assets, Being Depreciated, Net | 5,003,665 | (353,495) | 1,226 | 4,648,944 |
| TOTAL CAPITAL ASSETS, NET | 8,080,591 | (353,495) | 1,226 | 7,725,870 |

Note 9 – UNEARNED REVENUES

Unearned Revenue balances at September 30, 2017 consist of property taxes of \$986,365.

Note 10 – LONG-TERM OBLIGATIONS

The following is a summary of long-term obligation transactions of the District for the year ended September 30, 2017:

| | BALANCE, OCTOBER 1, 2016 | ADDITIONS | REDUCTIONS | BALANCE, SEPTEMBER 30, 2017 |
|---|--------------------------------|-----------|------------|-----------------------------------|
| Other Liabilities- Accrued Paid Time Off | 88,981 | 162,129 | 147,459 | 103,651 |
| TOTAL | 88,981 | 162,129 | 147,459 | 103,651 |

Note 11 - OPERATING LEASES

The District leases office space for its administrative offices under an operating lease expiring in 2018. Minimum future rental payments under this non-cancelable operating lease due in the fiscal year ended September 30, 2018 amount to \$89,780. Rental payments under all operating leases amounted to \$133,174 during the year ended September 30, 2017.

Note 12- INTERGOVERNMENTAL TRANSFERS (IGTs)

The District participates in the State sponsored Medicaid payment program serving as the Region 4 Anchor. The District provides IGT's for certain healthcare providers in Region 4 so they can participate in Medicaid payment programs. The District budgets IGTs based on provider's cost estimates. HHSC determines the amount of available State funds available to providers under the various Medicaid payment programs. After these complicated calculations are made by HHSC for all providers in the entire State, then HHSC calculates the amount of IGT needed by each provider and determines timing of the payments to providers. Therefore, of the District's budgeted \$121,393,599 for IGT's, the District only paid \$109,281,868 in IGT's in the current fiscal year.

Additionally, IGTs are not accrued as liabilities by the District on the government-wide financial statements because of the following factors:

- There is no legal obligation for the District to remit IGTs to HHSC;
- The amount to pay cannot be reasonably estimated

Note 13- COMMITTED FUND BALANCE

As shown in the fund financial statements the Board of Managers committed an amount not to exceed \$17,109,535 in the District's general fund balance to anticipated additional expenditures for IGTs arising from the District's participation in the Waiver during the year ended September 30, 2017.

Funds included in the Indigent Care Fund of \$41,868,835 are committed to be used for indigent health care.

Note 14 – INTERFUND TRANSACTIONS AND BALANCES

Interfund transfers during the year ended September 30, 2017 were as follows:

| | TRANSFERS OUT | | |
|---------------------|-----------------|-------------------------------|-----------|
| | GENERAL FUND | TOBACCO SETTLEMENT FUND | TOTAL |
| <u>TRANSFERS IN</u> | | | |
| General Fund | -- | 684,000 | 684,000 |
| Indigent Care Fund | 5,000,000 | -- | 5,000,000 |
| TOTAL | 5,000,000 | 684,000 | 5,684,000 |

The transfers to the Indigent Care Fund are done to replenish the fund in anticipation of future indigent care needs.

Note 15 – EMPLOYEE BENEFIT PLANS

Retirement Plan

The District maintains a single-employer, defined contribution retirement plan available to all employees. The Plan is a tax-qualified plan pursuant to section 403(b) of the Internal Revenue Code. All full-time employees are eligible for participation in the plan. As of September 30, 2017, twenty-two employees were enrolled in the plan.

The Plan is administrated by an outside party. Employees can contribute a percentage of their compensation as permitted by the Internal Revenue Code Section 403(b). The District can make a discretionary matching contribution ranging from 5% to 7% of the employee's earnings, based on tenure. The vesting schedule provides for employees to be 100% vested in their contributions. The District's contributions are vested at a rate of 20% per year of employment. The plan permits employees to borrow from the plan and the related administration cost thereof shall be borne by the employee participant. The normal retirement age has been designated as 65 years of age. During the year ended September 30, 2017, the District had retirement plan expense of \$75,411.

Deferred Compensation Plan

The District has a deferred compensation agreement with a key employee which allows the employee to defer a percentage of his annual compensation to future periods as permitted by the Internal Revenue Code. The Plan is administrated by an outside party.

Budget Comparisons

This page left intentionally blank.

NUECES COUNTY HOSPITAL DISTRICT(A COMPONENT UNIT OF NUECES COUNTY, TEXAS)GENERAL FUNDSCHEDULE OF REVENUES, EXPENDITURES AND CHANGES IN FUND BALANCEBUDGET (GAAP BASIS) AND ACTUALYEAR ENDED SEPTEMBER 30, 2017

| | ORIGINAL AND FINAL BUDGET | ACTUAL GAAP BASIS | VARIANCE FAVORABLE (UNFAVORABLE) |
|--------------------------------------|---------------------------------|-------------------------|--|
| Revenues: | | | |
| Taxes | 32,253,706 | 33,539,016 | 1,285,310 |
| Penalties and Interest - Taxes | 321,115 | 342,359 | 21,244 |
| Spohn Corporate Membership Revenue | 99,981,948 | 94,508,973 | (5,472,975) |
| Investment Income | 60,879 | 314,650 | 253,771 |
| Other | 300,000 | 314,542 | 14,542 |
| Total Revenues | 132,917,648 | 129,019,540 | (3,898,108) |
| Expenditures: | | | |
| Current: | | | |
| General Government: | | | |
| Administration: | | | |
| Personal Services | 704,666 | 694,687 | 9,979 |
| Materials and Supplies | 47,150 | 32,000 | 15,150 |
| Contractual Services | 1,651,546 | 1,297,077 | 354,469 |
| Other | 188,760 | 176,962 | 11,798 |
| Total Administration | 2,592,122 | 2,200,726 | 391,396 |
| Facilities Management - | | | |
| Materials and Supplies | 1,100 | 564 | 536 |
| Total General Government | 2,593,222 | 2,201,290 | 391,932 |
| Health: | | | |
| Personal Services | 1,403,820 | 1,200,559 | 203,261 |
| Materials and Supplies | 31,600 | 30,473 | 1,127 |
| Contractual Services | 878,400 | 490,766 | 387,634 |
| Intergovernmental Transfers | 121,393,599 | 109,281,868 | 12,111,731 |
| County Services | 5,561,230 | 5,051,330 | 509,900 |
| Other | 6,200 | 3,179 | 3,021 |
| Total Health | 129,274,849 | 116,058,175 | 13,216,674 |
| Capital Outlay | 53,500 | 28,873 | 24,627 |
| Total Current Expenditures | 131,921,571 | 118,288,338 | 13,633,233 |
| Excess of Revenues Over Expenditures | 996,077 | 10,731,202 | 9,735,125 |
| Other Financing Sources (Uses): | | | |
| Transfers In | 500,000 | 684,000 | 184,000 |
| Transfers Out | (5,000,000) | (5,000,000) | -- |
| Total Other Financing Sources | (4,500,000) | (4,316,000) | 184,000 |
| Net Change in Fund Balance | (3,503,923) | 6,415,202 | 9,919,125 |
| Fund Balance, Beginning of Year | | 27,025,526 | |
| FUND BALANCE, END OF YEAR | | 33,440,728 | |

NUECES COUNTY HOSPITAL DISTRICT(A COMPONENT UNIT OF NUECES COUNTY, TEXAS)INDIGENT CARE FUNDSCHEDULE OF REVENUES, EXPENDITURES AND CHANGES IN FUND BALANCE
BUDGET (GAAP BASIS) AND ACTUALYEAR ENDED SEPTEMBER 30, 2017

| | <u>ORIGINAL AND FINAL BUDGET</u> | <u>ACTUAL GAAP BASIS</u> | <u>VARIANCE FAVORABLE (UNFAVORABLE)</u> |
|---------------------------------|--|----------------------------------|---|
| Revenues - | | | |
| Investment Income | 148,260 | 223,580 | 75,320 |
| Total Revenues | <u>148,260</u> | <u>223,580</u> | <u>75,320</u> |
| Other Financing Sources - | | | |
| Transfers In | 5,000,000 | 5,000,000 | -- |
| Total Other Financing Sources | <u>5,000,000</u> | <u>5,000,000</u> | <u>--</u> |
| Net Change in Fund Balance | <u>5,148,260</u> | 5,223,580 | <u>75,320</u> |
| Fund Balance, Beginning of Year | | <u>36,645,255</u> | |
| FUND BALANCE, END OF YEAR | | <u>41,868,835</u> | |

NUECES COUNTY HOSPITAL DISTRICT(A COMPONENT UNIT OF NUECES COUNTY, TEXAS)TOBACCO SETTLEMENT FUNDSCHEDULE OF REVENUES, EXPENDITURES AND CHANGES IN FUND BALANCE
BUDGET (GAAP BASIS) AND ACTUALYEAR ENDED SEPTEMBER 30, 2017

| | <u>ORIGINAL AND FINAL BUDGET</u> | <u>ACTUAL GAAP BASIS</u> | <u>VARIANCE FAVORABLE (UNFAVORABLE)</u> |
|---------------------------------|--|----------------------------------|---|
| Revenues: | | | |
| Tobacco Settlement | 500,000 | 684,371 | 184,371 |
| Investment Income | -- | 354 | 354 |
| Total Revenues | <u>500,000</u> | <u>684,725</u> | <u>184,725</u> |
| Other Financing Uses - | | | |
| Transfers Out | <u>(500,000)</u> | <u>(684,000)</u> | <u>(184,000)</u> |
| Total Other Financing Uses | <u>(500,000)</u> | <u>(684,000)</u> | <u>(184,000)</u> |
| Net Change in Fund Balance | <u><u>--</u></u> | <u>725</u> | <u><u>725</u></u> |
| Fund Balance, Beginning of Year | | <u>157</u> | |
| FUND BALANCE, END OF YEAR | | <u><u>882</u></u> | |

This page left intentionally blank.

INDEPENDENT AUDITOR'S REPORT ON INTERNAL
CONTROL OVER FINANCIAL REPORTING AND ON COMPLIANCE
AND OTHER MATTERS BASED ON AN AUDIT OF FINANCIAL
STATEMENTS PERFORMED IN ACCORDANCE WITH
GOVERNMENTAL AUDITING STANDARDS

January 6, 2017

The Board of Managers
Nueces County Hospital District
Corpus Christi, Texas

We have audited in accordance with auditing standards generally accepted in the United States of America and the standards applicable to financial audits contained in *Government Auditing Standards*, issued by the Comptroller General of the United States, the governmental activities, each major fund, and the aggregate remaining fund information of the Nueces County Hospital District, a component unit of Nueces County, Texas, as of and for the year ended September 30, 2017, which collectively comprise the District's basic financial statements as listed in the table of contents and have issued our report thereon dated January 6, 2017.

Internal Control Over Financial Reporting

In planning and performing our audit, we considered the Nueces County Hospital District's internal control over financial reporting as a basis for designing our auditing procedures for the purpose of expressing our opinion on the basic financial statements, but not for the purpose of expressing an opinion on the effectiveness of the District's internal control over financial reporting. Accordingly, we do not express an opinion on the effectiveness of the District's internal control over financial reporting.

A *deficiency in internal control* exists when the design or operation of a control does not allow management or employees, in the normal course of performing their assigned functions, to prevent, or detect and correct misstatements on a timely basis. A *material weakness* is a deficiency, or a combination of deficiencies, in internal control such that there is a reasonable possibility that a material misstatement of the entity's financial statements will not be prevented, or detected and corrected on a timely basis. A *significant deficiency* is a deficiency, or a combination of deficiencies, in internal control that is less severe than a material weakness, yet important enough to merit attention by those charged with governance.

Our consideration of internal control over financial reporting was for the limited purpose described in the first paragraph of this section and was not designed to identify all deficiencies in internal control over financial reporting that might be deficiencies, significant deficiencies, or material weaknesses. We did not identify any deficiencies in internal control over financial reporting that we consider to be material weaknesses. However, material weaknesses may exist that have not been identified.

Compliance and Other Matters

As part of obtaining reasonable assurance about whether the Nueces County Hospital District's basic financial statements are free of material misstatement, we performed tests of its compliance with certain provisions of laws, regulations, contracts and grants, noncompliance with which could have a direct and material effect on the determination of financial statement amounts. However, providing an opinion on compliance with those provisions was not an objective of our audit and, accordingly, we do not express such an opinion. The results of our tests disclosed no instances of noncompliance that required to be reported under *Government Auditing Standards*.

Purpose of this Report

The purpose of this report is solely to describe the scope of our testing of internal control and compliance and the results of that testing, and not to provide an opinion on the effectiveness of the District's internal control or on compliance. This report is an integral part of an audit performed in accordance with *Government Auditing Standards* in considering the District's internal control and compliance. Accordingly, this communication is not suitable for any other purpose.

Collier, Johnson & Woods