



Bloomington
School District 13
164 Euclid Avenue
Bloomington, Illinois
60108-2604


John T. Reiniche
Director of Finance
630-671-5035

Janice Konchar
Administrative
Assistant/Bookkeeper
630-671-5031

Geri Zanoni
Payroll
630-671-5032

Fax
630-893-1818

E-mail
jreiniche@sd13.org

To: Board of Education
Dr. Jon Bartelt
From: Mr. John T. Reiniche 
Re: 3rd Quarter Investment Report
Date: April 15, 2019

Background:

Board Policy 4:30 Revenue and Investments, requires that a quarterly report be presented to the Board of Education. Per the policy, the report will: (1) assess whether the investment portfolio is meeting the District's investment objectives, (2) identify each security by class or type, book value, income earned, and market value, (3) identify those institutions providing investment services to the District, and (4) include any other relevant information.

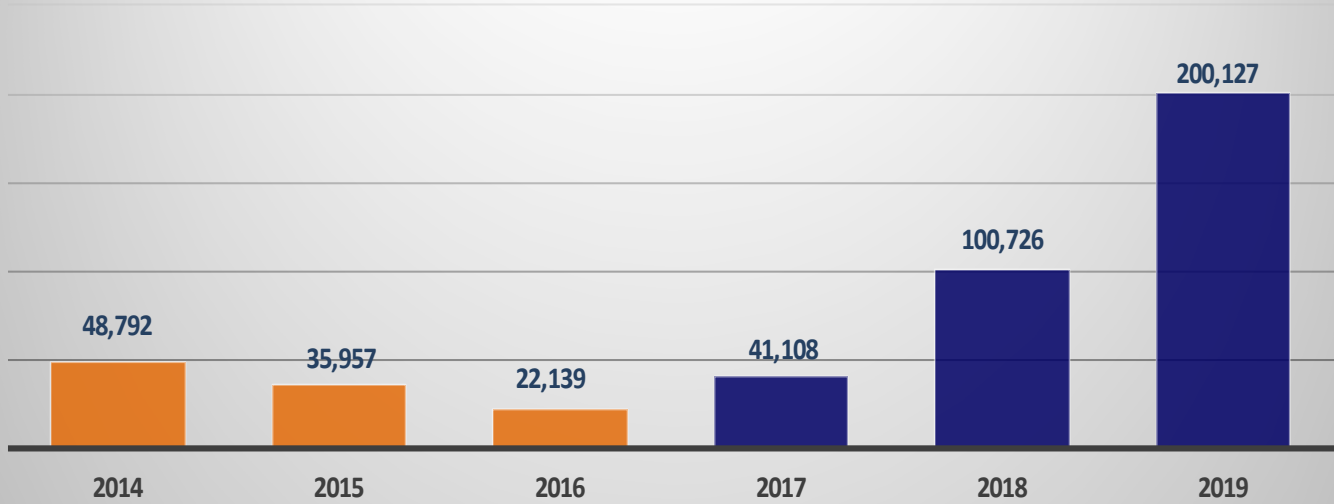
Situation:

This report addresses the district investment position for the 3rd Quarter or for accounting period ending March 31, 2019. The District continues to see a positive trend in its investment portfolio. Total December Year-to-Date (YTD) interest income are significantly higher when compared to last year at this time. Interest income is at \$200,127. When compared to 2016, prior to implementing our investment strategies, interesting income at this time then was \$22,139. This represents an increase of 900%. We are anticipating to see an upward trend with our investment income for fiscal year 2019. The major contributing factors to this increase are higher interest rates, leveraging our fund balances and extending investments to take advantage of the yield curve, and maximizing our portfolio to take advantage of the FDIC \$250,000 threshold. Attached to this memo are two reports. The first report will provide a nice overview of the District's investment portfolio. The second report you will find a detailed listing with all the pertinent information relative to policy 4:30.

Recommendation:

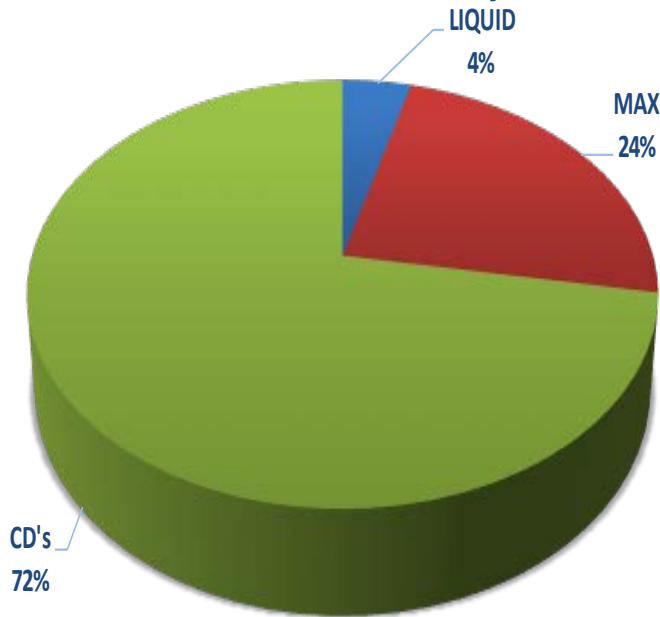
There is not recommendation to this item as it for informational purposes only.

Investment Income As of March 2019



The above chart reveals that interest income has increased by \$177,988 from fiscal year 2016 to fiscal year 2019 or by 900% for the reporting period ending March 31, 2019. Based upon the chart, it appears that the District will exceed its objectives.

Investment Summary



The chart to left provides a summary of the District's investment types to its portfolio. The majority of the District investments 67%, are with Certificate of Deposits or CD's. The District's weighted average portfolio yield is 2.510%. With a weighted average maturity of 180.67 days.