

Ends 2022–2023 Monitoring Report

October 23, 2023



EDEN PRAIRIE SCHOOLS

ENDS POLICY 1.1

Each student graduates and is academically prepared to progress to multiple opportunities after high school.



EDEN PRAIRIE SCHOOLS

Inspiring each student every day™



Ends Policy 1.1

Each student graduates and is academically prepared to progress to multiple opportunities after high school.

Targets:

- 4-year: 95%

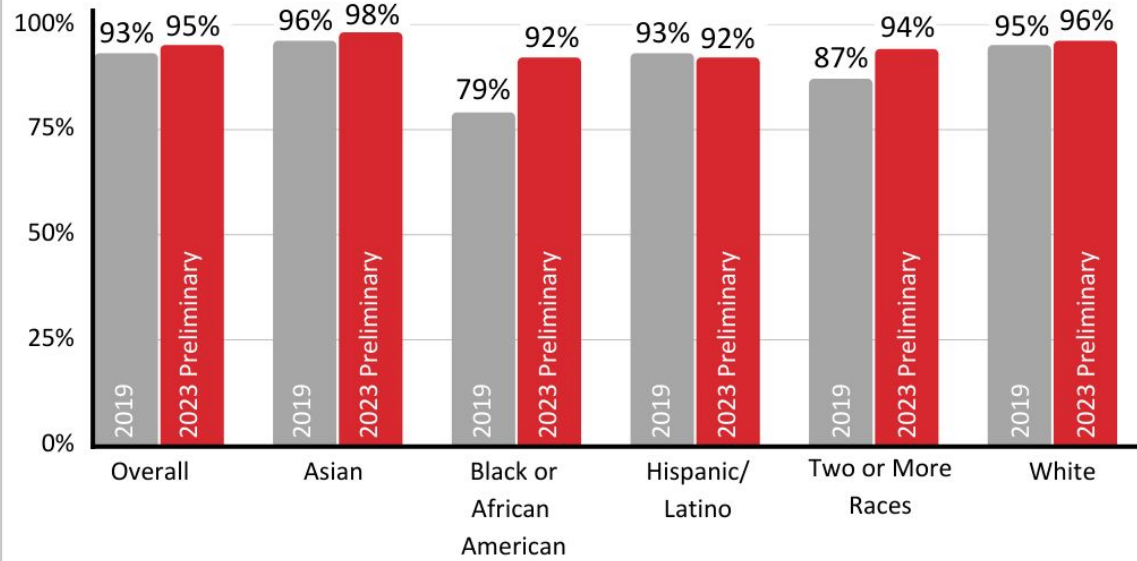
Grad Rate

SLEDs

Prepared for Post-HS



EPHS 4-Year Graduation





Ends Policy 1.1

Each student graduates and is academically prepared to progress to multiple opportunities after high school.

Targets:

- 4-year: 95%
- 7-year: 97%

Grad Rate

SLEDs

Prepared for Post-HS



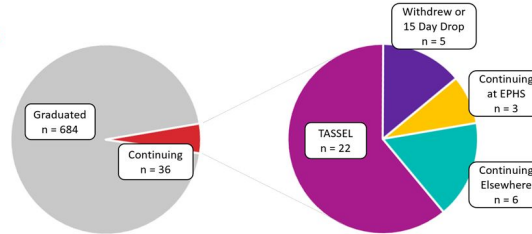
EPHS 4-Year and 7-Year Overall Graduation Rate

	2019	2020	2021	2022	2023 Preliminary
4-Year Graduation Rate	93%	95%	94%	93%	95%
7-Year Graduation Rate	97%	96%	96%	97%	n/a

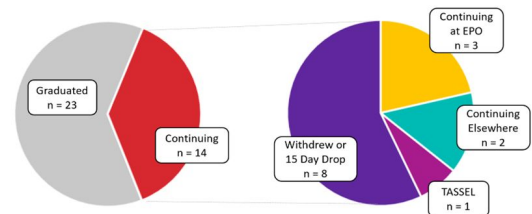
*We do not estimate a preliminary 7-year graduation rate.

2023 Preliminary Graduate and Non-Graduate Breakdown

EPHS



EPO





Ends Policy 1.1

Each student graduates and is academically prepared to progress to multiple opportunities after high school.

Grad Rate

SLEDs

Prepared for Post-HS



Targets:

- HS Graduates Enrolling in 2- or 4-Year College: 90%
- HS Graduates Starting College and Persisting or Graduating as of 2nd Academic Year: 95%
- 4-Year College Completion: 53%
- 6-Year College Completion: 73%

	HS Graduation Year					
	EPHS			MN		
	18-19	19-20	20-21	18-19	19-20	20-21
Percent of HS Graduates Enrolling in College – Fall	85%	81%	84%	66%	62%	61%
	17-18	18-19	19-20	17-18	18-19	19-20
Percent of HS Graduates Starting College and Persisting or Graduating as of 2nd Academic Year	93%	91%	92%	84%	83%	81%
	15-16	16-17	17-18	15-16	16-17	17-18
4-Year College Completion Target	51%	55%	53%	36%	37%	37%
	14-15	15-16	16-17	14-15	15-16	16-17
6-Year College Completion Target	71%	71%	71%	52%	49%	49%



Ends Policy 1.1

Each student graduates and is academically prepared to progress to multiple opportunities after high school.

Targets:

- 2 of 3 metrics: 65%

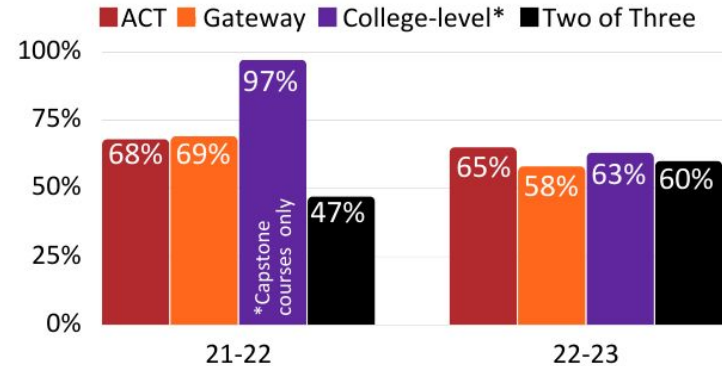
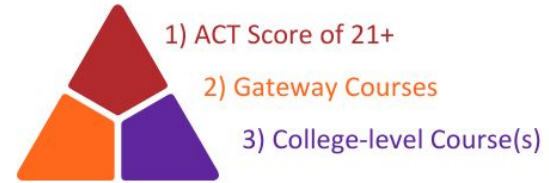
Grad Rate

SLEDs

Prepared for Post-HS



Academically Prepared for Multiple Opportunities after High School



ENDS POLICY 1.2

Each student is reading at grade level by the end of 3rd grade.



EDEN PRAIRIE SCHOOLS

Inspiring each student every day™

Ends Policy 1.2

Each student is reading at grade level by the end of 3rd grade.

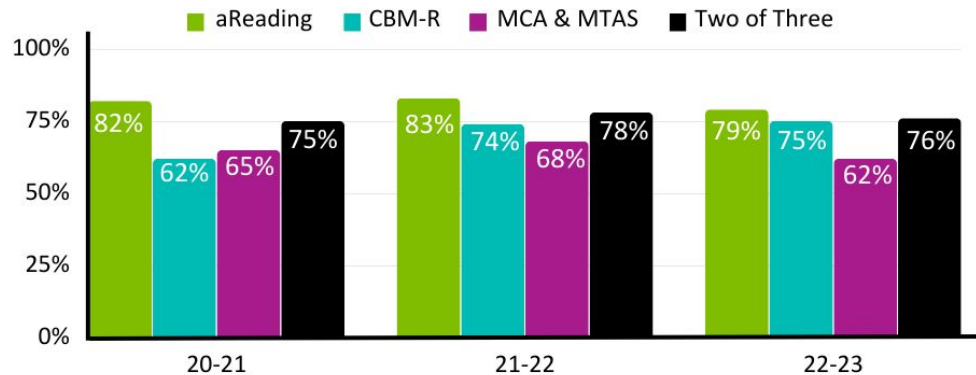
Targets:

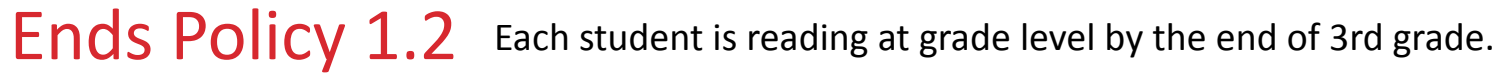
- 2 of 3 metrics: 80%

2 of 3 Reading



Reading by 3rd Grade





- 2 of 3 metrics: 80%

Reading by Third Grade (Meets 2 of 3 Metrics) by Student Group															
	Overall			Non-EL & Non-SpEd			EL			SPED			FRP		
	20-21	21-22	22-23	20-21	21-22	22-23	20-21	21-22	22-23	20-21	21-22	22-23	20-21	21-22	22-23
Overall	75%	78%	76%	84%	88%	83%	35%	39%	41%	46%	61%	49%	52%	59%	52%
Asian	96%	86%	89%	100%	93%	94%	<10	78%	69%	<10	<10	<10	<10	<10	<10
Black or African American	58%	59%	48%	83%	75%	62%	30%	33%	34%	8%	38%	6%	51%	53%	45%
Hispanic/Latino	59%	68%	57%	93%	81%	81%	23%	39%	45%	<10	<10	<10	37%	53%	39%
Two or more races	78%	78%	78%	80%	88%	83%	<10	<10	<10	<10	<10	<10	<10	<10	65%
White	79%	86%	83%	81%	90%	86%	<10	<10	<10	57%	68%	75%	58%	80%	69%
Note: Groups with fewer than 10 students, including American Indian or Alaska Native and Native Hawaiian or Other Pacific Islander, are not shown to protect student confidentiality.															

ENDS POLICY 1.3

Each student achieves individual growth and proficiency expectations annually in, but not limited to, Language Arts, Math, and Science.



EDEN PRAIRIE SCHOOLS

Inspiring each student every day™



Ends Policy 1.3

Each student achieves individual growth and proficiency expectations annually in, but not limited to, Language Arts, Math, and Science.

Targets:

- Reading: 76%
- Math: 73%
- Science: 67%

MCA & MTAS

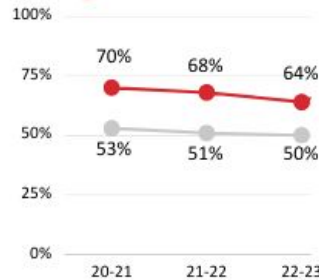
ELEMENTARY:
Students below
benchmark making
aggressive growth

SECONDARY:
Course grades

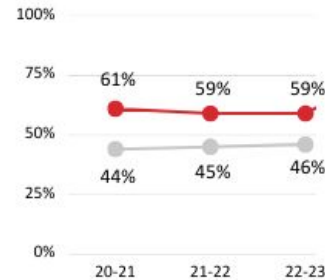
MCA & MTAS Proficiency

Overall

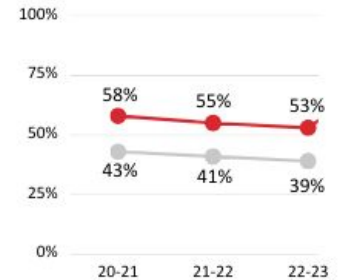
Reading



Math



Science



Ends Policy 1.3

Each student achieves individual growth and proficiency expectations annually in, but not limited to, Language Arts, Math, and Science.

Targets:

- Reading: 76%
- Math: 73%
- Science: 67%

MCA & MTAS

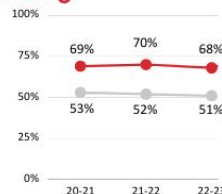
ELEMENTARY:
Students below
benchmark making
aggressive growth

SECONDARY:
Course grades

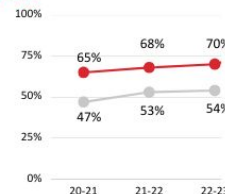
MCA & MTAS Proficiency

Elementary

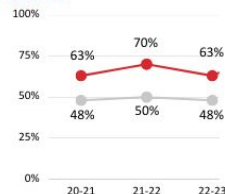
Reading



Math

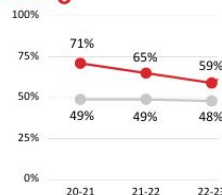


Science

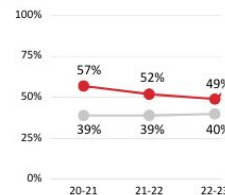


Middle

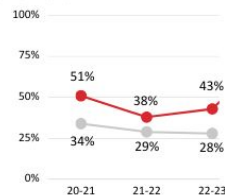
Reading



Math

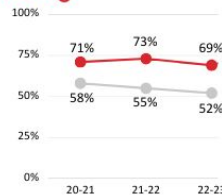


Science

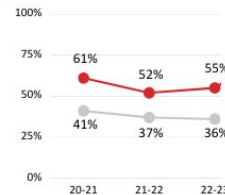


High

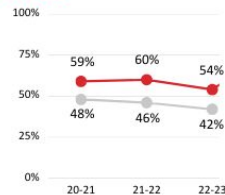
Reading



Math



Science





Ends Policy 1.3

Each student achieves individual growth and proficiency expectations annually in, but not limited to, Language Arts, Math, and Science.

Targets:

- Reading: 42%
- Math: 38%

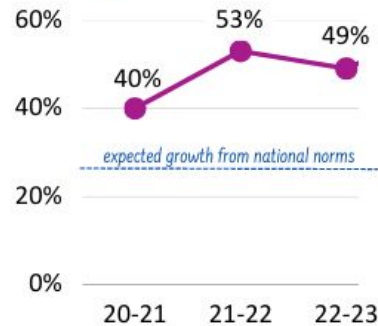
MCA & MTAS

ELEMENTARY:
Students below
benchmark making
aggressive growth

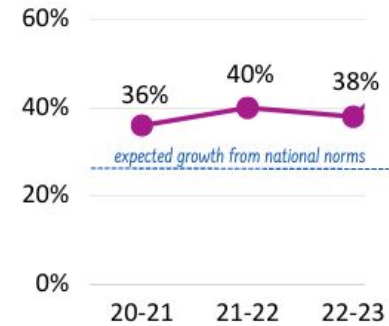
SECONDARY:
Course grades

Aggressive Growth for Students Below Grade Level

Reading



Math





Each student achieves individual growth and proficiency expectations annually in, but not limited to, Language Arts, Math, and Science.

Targets:

- Middle: 93%
- High: 99%

MCA & MTAS

ELEMENTARY:
Students below
benchmark making
aggressive growth

SECONDARY:
Course grades

Students Achieving a C Grade or Higher						
Subject Area	Middle School			High School		
	20-21	21-22	22-23	20-21	21-22	22-23
Overall	90%	91%	90%	96%	97%	97%
Geography/Social Studies	90%	93%	89%	96%	96%	95%
World Language	91%	91%	90%	97%	96%	97%
Technology	87%	84%	92%	97%	96%	97%
Business Education	n/a	95%	86%	97%	98%	97%
Fine or Applied Arts	92%	91%	91%	94%	98%	98%
Health	87%	84%	87%	97%	97%	95%
Physical Education	91%	95%	94%	97%	98%	97%

Notes: 21-22 includes EPO Secondary grades. 6th grade moved to CMS in 21-22.

ENDS POLICY 1.4

Each student receives a broad based education that exceeds the Minnesota State Graduation Requirements.



EDEN PRAIRIE SCHOOLS

Inspiring each student every day™



Ends Policy 1.4

Each student receives a broad based education that exceeds the Minnesota State Graduation Requirements.

Targets:

- Elementary: Baseline
- High: 50% increase

Pathways
Participation

Rigorous
Coursework

Exceeding MN
Grad Reqs

Number of Students Participating in Pathways Programming			
School Level	Program	21-22 Baseline	22-23
Elementary	Inspire Choice/Discovery	0 (delayed implementation due to COVID-19)	1101 (all CR and EL students)
Middle	21st Century Elective	1880 (all CMS students)	2011 (all CMS students)
High	Career Pathways	59 (2 courses)	135 (6 courses)





Ends Policy 1.4

Each student receives a broad based education that exceeds the Minnesota State Graduation Requirements.

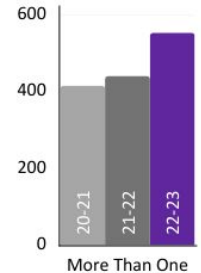
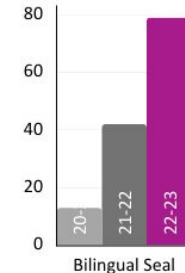
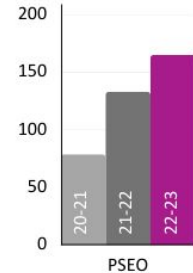
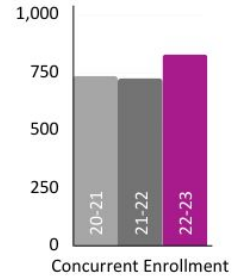
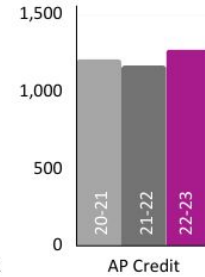
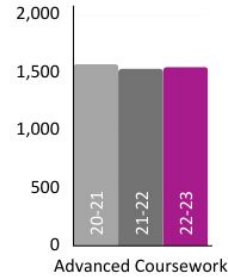
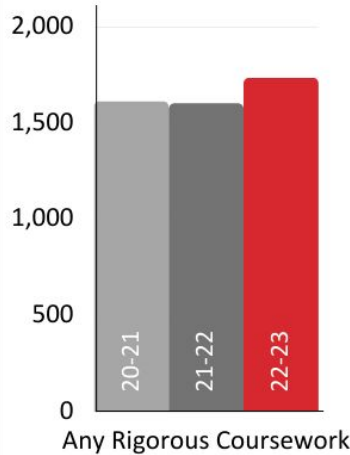
Baseline Data Collected

Pathways
Participation

Rigorous
Coursework

Exceeding MN
Grad Reqs

Students Completing Rigorous Coursework





Ends Policy 1.4

Each student receives a broad based education that exceeds the Minnesota State Graduation Requirements.

Baseline Data Collected

Pathways
Participation

Rigorous
Coursework

Exceeding MN
Grad Reqs

	Overall		
	20-21	21-22	22-23
Overall	90%	91%	92%
Asian	94%	97%	99%
Black or African American	84%	83%	86%
Hispanic/Latino	80%	90%	87%
Two or more races	94%	83%	89%
White	91%	94%	93%

ENDS POLICY 1.5

Each student has the 21st century skills needed to success in the global economy.



EDEN PRAIRIE SCHOOLS

Inspiring each student every day™



Ends Policy 1.5

Each student has the 21st century skills needed to be successful in the global economy.

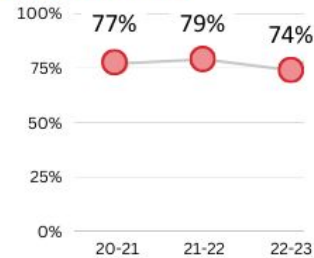
Targets:

- Collaboration: 81%
- Communication: 81%
- Creativity: 82%
- Critical Thinking: 79%

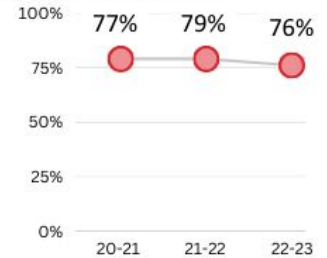
4Cs

21st Century Skills (the 4Cs)

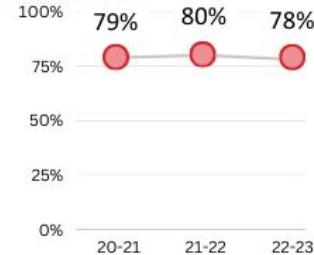
Collaboration



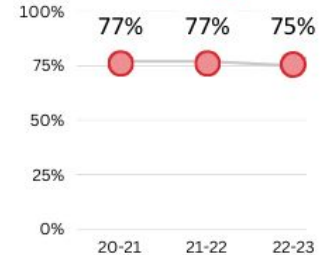
Communication



Creativity



Critical Thinking





Ends Policy 1.5

Each student has the 21st century skills needed to success in the global economy.

Targets:

- Collaboration: 81%
- Communication: 81%
- Creativity: 82%
- Critical Thinking: 79%

4Cs

Collaboration - Proficiency by Grade Bands			
	20-21	21-22	22-23
All Grades	77%	79%	74%
Early Childhood	92%	83%	84%
Early Elementary	60%	61%	50%
Upper Elementary	73%	73%	66%
Middle	89%	89%	87%
High	85%	84%	83%

Creativity - Proficiency by Grade Bands			
	20-21	21-22	22-23
All Grades	79%	80%	78%
Early Childhood	92%	83%	84%
Early Elementary	62%	64%	59%
Upper Elementary	74%	70%	70%
Middle	92%	95%	93%
High	87%	85%	83%

Communication - Proficiency by Grade Bands			
	20-21	21-22	22-23
All Grades	79%	79%	76%
Early Childhood	83%	83%	83%
Early Elementary	61%	61%	53%
Upper Elementary	75%	71%	68%
Middle	90%	91%	90%
High	88%	84%	83%

Critical Thinking - Proficiency by Grade Bands			
	20-21	21-22	22-23
All Grades	77%	77%	75%
Early Childhood	97%	90%	93%
Early Elementary	59%	58%	52%
Upper Elementary	69%	64%	63%
Middle	90%	92%	91%
High	88%	85%	84%



Ends Policy 1.5

Each student has the 21st century skills needed to success in the global economy.

4Cs

22-23 4Cs Proficiency					
		Collaboration	Communication	Creativity	Critical Thinking
Early Elementary	K	27%	30%	33%	22%
	1	61%	62%	73%	63%
	2	64%	67%	72%	71%
	Total K-2	50%	53%	59%	51%
Upper Elementary	3	57%	58%	61%	51%
	4	66%	69%	70%	67%
	5	77%	77%	80%	72%
	Total 3-5	66%	68%	70%	63%
Middle	6	84%	87%	90%	88%
	7	89%	91%	94%	91%
	8	89%	93%	94%	93%
	Total 6-8	87%	90%	93%	91%
High	9	80%	79%	79%	80%
	10	78%	79%	78%	79%
	11	85%	85%	85%	87%
	12	90%	89%	89%	89%
	Total 9-12	83%	83%	83%	83%

ENDS POLICY 1.6

Each student has the knowledge that citizens and residents of the United States need to contribute positively to society.



EDEN PRAIRIE SCHOOLS

Inspiring each student every day™



Ends Policy 1.6

Each student has the knowledge that citizens and residents of the United States need to contribute positively to society.

Targets:

- Pass MN Civics Test: 95%
- Earn Credit in Govt Course: 95%

MN Civics

Respect and
Responsibility

Digital
Citizenship

Goal Setting

Attendance

Students Earning 60% or Greater on MN Civics Test

	20-21	21-22	22-23
Overall	100%	100%	100%

Students Receiving Credit Bearing Grade in Government Course

	20-21	21-22	22-23
Overall	97%	99%	99%



Ends Policy 1.6

Each student has the knowledge that citizens and residents of the United States need to contribute positively to society.

MN Civics

Respect and
Responsibility

Digital
Citizenship

Goal Setting

Attendance

Targets (respect / responsibility)

- Elementary: 75% / 75%
- Middle: 60% / 60%
- High: 60% / 60%

Grades K-5			
Report Card Strand (teacher attributed)	20-21	21-22	22-23
Respectful	80%	79%	76%
Responsible	77%	78%	73%

Grades 6-8				Grades 9-12			
Panorama Survey Responses (student perception)	20-21	21-22	22-23	Panorama Survey Responses (student perception)	20-21	21-22	22-23
Respectful	64%	59%	65%	Respectful	89%	79%	77%
Responsible	58%	54%	58%	Responsible	57%	50%	51%

Note: Panorama survey responses are evaluated on a 5-point Likert scale. The top two Likert scale responses are categorized as favorable.



Ends Policy 1.6

Each student has the knowledge that citizens and residents of the United States need to contribute positively to society.

Target:

- Digital Citizenship: 78%

MN Civics

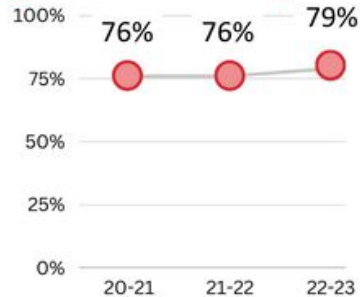
Respect and
Responsibility

Digital
Citizenship

Goal Setting

Attendance

Digital Citizenship



Students Proficient in Digital Citizenship by Grade Band			
	20-21	21-22	22-23
All Grades	76%	76%	79%
Early Childhood	92%	83%	84%
Early Elementary	57%	59%	58%
Upper Elementary	70%	63%	73%
Middle	89%	91%	92%
High	86%	83%	86%



Ends Policy 1.6

Each student has the knowledge that citizens and residents of the United States need to contribute positively to society.

Targets:

- Goal Setting: 90%

MN Civics

Respect and
Responsibility

Digital
Citizenship

Goal Setting

Attendance

4th-12th Grade Student Goal Setting

	20-21	21-22	22-23
Elementary	99%	100%	97%
Middle	93%	79%	100%
High	99%	98%	99%



Ends Policy 1.6

Each student has the knowledge that citizens and residents of the United States need to contribute positively to society.

Targets:

- Attendance: 95%

MN Civics

Respect and
Responsibility

Digital
Citizenship

Goal Setting

Attendance

Attendance Rate

	20-21	21-22	22-23
Grades K-12	95%	93%	93%