



Beaverton Police Youth Services Dashboard Reporting



BSD-City of Beaverton IGA 2023

3.2.11. Provide reporting on a quarterly basis covering the number and type of incidents reported by school in which law enforcement was involved in any arrest, referral or investigation/information gathering. Such reporting must indicate whether the YSOs involvement was initiated by the District (administrator, counselor, etc.), law enforcement, a parent or community member. Reporting will include demographic information on student's race, ethnicity, and sex. If available from the District, the report will include if a student identifies as LGBTQIA+.

BPD Youth Services Division


- ▶ In the fall of 2022, Chief Jepson felt it was appropriate to change the School Resource Officer (SRO) program to the Youth Services Officer (YSO) program. Historically, the SROs were assigned to the Beaverton School District (BSD) during the school year. During the summer months, these officers would return to patrol and assist the Patrol Division. Under this new Youth Services model, the designated YSOs will work year-round to assist with youth-related services, not always in connection with schools. This new model will focus on a programmatic approach that addresses the needs of all Beaverton youth. The overarching mission of the Youth Services program is to work with youth, parents, teachers, and administrators to foster safety in our schools, as well as the entire Beaverton community.

What is a call for service

- ▶ A call for service is an incident that an officer has been assigned to resolve, handle, or assist with. Calls can be generated through dispatch by calling non-emergency or 911. Calls can also be generated by staff calling a YSO directly. In this incident the YSO would manually create the call for service. Calls are also generated when a YSO visits the school to interact with staff, students or parents or is at a school event (Athletic, Dances...)

Types of calls for service

- ▶ Alarms – Fire or security alarm activated at the school whether during or after school hours.
- ▶ Animal Complaints – Loose dogs, dead animals in or around school property that may seem suspicious.
- ▶ Assaults – Physical confrontation between two parties. This may or may not be criminal.
- ▶ BHI - Situation where a student, parent, staff or someone poses a danger to themselves or others.
- ▶ Community Engagement – Sporting events, visiting campus, interacting with parents, staff, students, parent pickup and drop off time.
- ▶ Consultation – Any situation where staff has concerns for student safety or situations identified by BSD suggesting BPD be notified.
- ▶ CPR/Medical - Life safety issues.
- ▶ Criminal Mischief – Damage to property. Examples include broken windows, graffiti on buildings or damage to vehicles.
- ▶ DHS – Physical or sexual abuse of a child either by an adult or other student. May be initiated by DHS, Staff, Parents, Students or YSO
- ▶ Disturbance – Confrontation between two or more individuals that is not physical. This does not include a student acting up in class
- ▶ Drugs – Drugs or drug paraphernalia located on school property given to a YSO for destruction.

- 
- ▶ Follow up – If an officer has already been to the school on a call and is returning to continue the conversation.
 - ▶ Harassment – Identified as unwanted physical contact from one person to another. This may not be criminal.
 - ▶ Hit and Run/Traffic – Vehicle damage, traffic crash near or on school property, speeding
 - ▶ Runaway – Reported runaway located at school or a report a student leaving the school.
 - ▶ Property - Found or lost property
 - ▶ Suspicious Activity – Any situation which causes a concern to staff, parents or students. May be people or activity.
 - ▶ Theft – Stolen property (cell phones, earbuds, laptops are most common)
 - ▶ Trespass – Any persons entering or remaining on school property without permission (non-custodial parent)
 - ▶ Warrant – This includes warrants issued by a judge or a detainer issued by a probation officers. These are a SHALL arrest situation where an officer is being **ordered** to take a person into custody and transport them to the court. This is a physical custody situation.
 - ▶ Individual has already appeared before the court on a prior case and has violated the conditions of their probation.
 - ▶ There have been four incidents so far this school year resulting in a YSO taking a student into physical custody at a school

Police Report

- ▶ A report is generated from a call for service when the officer feels the event was sufficient to warrant a higher level of documentation. Some reports are for information purposes only, some document criminal activity and other can be for found property or to document suspicious activity.

Arrest

- ▶ Two types of arrest
 - ▶ Arrest occurs when an officer has probable cause that a crime has been committed, a report is taken, and the incident is referred to the Washington County District Attorney's Office. No Physical Custody (one in 2023)
 - ▶ Warrant or Detainer issued for an individual. – Physical Custody (four in 2023)

Calls for service by school and type of call

Calls for Service by School and Type																									
School	Alarm	Animals	Assault	BHI	Community Engagemen	Consultati	CPR	Criminal Mischi	DHS	Disturban	Drug	Followi	Fraud	Harassme	Hazar	Hit n R	Parkin	Propel	Runaw	Suspicious Activity	Theft	Traffi	Trespa	Warra	Total
ACMA	0	0	3	1	3	3	0	0	3	0	0	16	0	2	0	1	0	0	0	3	0	0	0	0	35
ARCO	0	0	0	0	0	2	0	0	0	0	0	0	0	0	0	0	0	0	0	0	0	0	0	0	2
BASE	0	0	0	0	0	0	0	0	0	0	0	1	0	0	0	0	0	0	0	0	0	0	0	0	1
Beaver Acres Elementary	0	0	0	0	0	0	0	0	1	0	0	0	0	0	0	0	0	0	0	0	0	0	0	0	1
Beaverton High School	2	0	17	0	136	14	1	1	13	8	4	66	0	10	0	0	0	1	4	14	6	0	8	1	306
Cascade Academy	0	0	2	2	1	6	0	0	2	0	0	3	0	3	0	0	0	0	0	0	0	0	0	0	19
Cedar Park Middle School	0	0	4	1	55	13	0	0	7	1	0	13	0	9	0	0	0	0	0	5	1	0	0	0	109
Chehalem Elementary	0	0	0	0	2	0	0	0	2	0	0	1	0	0	0	0	0	0	0	1	0	0	0	0	6
Columbia Academy	1	0	0	0	0	3	0	0	2	0	0	6	0	1	0	0	0	0	1	0	0	0	0	0	14
Conestoga Middle School	2	0	4	0	9	8	0	0	2	3	0	17	0	5	0	0	0	0	0	2	2	0	1	0	55
Cooper Mountain Elementary	0	0	0	0	5	4	0	0	3	0	0	4	0	3	0	0	0	1	1	1	0	0	0	0	22
Elemonica Elementary School	0	0	1	1	15	8	0	0	0	0	0	2	0	0	0	0	0	1	1	3	0	0	0	0	32
Fir Grove Elementary	0	2	2	0	3	9	0	0	1	0	0	3	0	0	0	1	0	0	0	2	0	3	0	0	26
Five Oaks Middle School	0	0	1	1	12	24	0	2	8	0	1	7	0	9	0	0	0	0	2	3	0	0	0	0	70
Greenway Elementary	0	0	0	1	11	5	0	0	3	0	0	1	0	1	0	0	0	0	1	1	0	0	0	0	24
Highland Park Middle School	0	0	3	0	10	5	0	0	2	1	3	10	0	1	0	0	0	0	1	1	0	0	0	0	37
Hiteon Elementary	0	0	0	1	6	5	0	0	1	0	0	5	0	0	0	0	0	0	0	3	0	1	0	0	22
Holy Trinity	0	0	0	0	0	0	0	0	0	0	0	0	0	0	0	0	0	0	0	1	0	0	0	0	1
Jesuit High School	0	0	1	0	150	26	0	0	1	0	0	19	0	1	0	2	0	2	0	8	2	2	2	0	216
McKay Elementary	0	0	0	0	2	0	0	0	0	0	0	0	0	0	0	0	0	0	0	0	0	0	0	0	2
McKinley Elementary	1	0	1	0	11	3	0	0	1	0	0	9	0	1	0	0	0	0	0	1	0	0	1	0	29
Meadow Park Middle School	0	0	0	1	0	0	0	0	1	0	0	1	0	0	0	0	0	0	0	0	0	0	0	0	3
Community School	0	0	1	0	7	10	0	0	6	0	0	16	0	3	0	0	0	0	1	2	0	0	1	0	48
Mountainside High School	0	0	4	1	114	32	0	0	7	0	4	28	0	6	0	2	1	0	0	5	3	3	1	1	212
Nancy Ryles Elementary	1	0	0	0	6	3	0	0	1	0	0	1	0	2	0	0	0	0	0	1	0	0	0	0	15
Pacific Academy	0	0	0	1	1	4	0	0	2	0	0	1	0	1	0	0	0	0	0	1	0	0	0	0	11
Pilgrim Lutheran	0	0	0	0	0	1	0	0	0	0	0	0	0	0	0	0	0	0	0	1	0	0	0	0	2
Raleigh Hills Elementary	0	0	0	0	0	1	0	3	0	0	0	1	0	0	0	0	0	0	0	0	0	0	0	0	5
Ridgewood Elementary	0	0	0	0	5	7	0	0	0	0	0	5	0	1	0	0	0	0	1	1	0	1	0	0	21
Scholls Heighes Elementary	2	0	0	0	2	2	0	0	0	0	0	0	0	0	0	0	0	0	0	2	0	0	0	0	8
Sexton Mountain Elementary	0	0	1	0	4	6	1	0	1	0	0	1	0	0	0	0	0	0	0	0	0	0	0	0	14
Southridge High School	1	0	3	1	199	41	0	0	7	0	1	17	0	6	0	0	0	0	0	17	0	2	0	1	296
St. Cecilia's Elementary	0	0	0	0	42	3	0	0	0	0	0	5	0	0	0	0	0	0	0	4	0	0	0	0	54
St. Mary's Home for Boys	0	0	0	0	0	3	0	1	1	0	0	5	0	1	0	0	0	0	4	0	0	0	0	0	15
St. Pius X Elementary	0	0	0	0	12	2	0	0	0	0	0	1	0	0	0	0	0	0	0	0	0	0	0	0	15
Sunset High School	1	0	2	0	178	47	0	1	10	1	2	47	1	3	1	0	0	2	0	12	0	6	1	0	315
Tumwater Middle School	0	0	7	0	35	33	0	0	7	0	0	14	0	5	0	0	0	0	1	5	0	2	1	0	110
Valley Catholic	0	0	0	0	16	7	0	0	0	0	0	16	0	0	0	0	0	0	0	1	0	0	0	0	40
Vose Elementary	0	0	0	2	4	6	0	0	2	0	0	4	0	1	0	0	0	0	0	1	0	0	0	0	20
West Sylvan Middle School	0	0	1	0	0	1	0	1	0	0	0	3	0	0	0	0	0	0	0	2	0	0	1	0	9
West Tualatin View Elementary	0	0	0	0	1	0	0	0	0	0	0	0	0	0	0	0	0	0	0	0	0	0	0	0	1
Whitford Middle School	0	0	6	0	32	18	0	2	8	0	0	22	0	11	0	0	0	1	0	6	1	0	0	1	108
William Walker Elementary	0	0	0	0	0	14	0	0	10	0	0	7	1	3	0	0	0	0	0	1	0	0	1	0	37
Total	11	2	64	15	1089	379	2	11	115	14	15	378	2	89	1	6	1	8	18	111	15	20	18	4	2388

Police reports taken by school and race

Police Reports taken by school/race of involved student									
School	Asian	Black	Hispanic	Unidentified	White	Pacific Islander	Native	Multiracial	Grand Total
ACMA	0	1	2	0	5	0	0	0	8
Beaver Acres Elementary	0	0	0	0	1	0	0	0	1
Beaverton High School	2	2	12	4	21	1	0	0	42
Cascade Academy	1	0	0	0	9	0	0	0	10
Cedar Park Middle School	0	1	2	0	8	0	0	0	11
Columbia Academy	0	0	0	0	1	0	0	0	1
Community School	0	0	2	1	6	0	0	0	9
Conestoga Middle School	0	3	7	0	4	0	0	1	15
Cooper Mountain Elementary	0	0	0	0	2	0	0	0	2
Elmonica Elementary	0	1	1	1	2	0	0	0	5
Fir Grove Elementary	0	1	1	0	3	0	0	0	5
Five Oaks Middle School	0	0	16	0	8	0	0	0	24
Greenway Elementary	0	0	2	0	5	0	0	0	7
Highland Park Middle School	0	0	7	0	5	0	0	0	12
Hiteon Elementary	0	0	1	0	5	0	0	0	6
Holy Trinity	0	0	0	0	1	0	0	0	1
International School	0	0	0	0	1	0	0	0	1
Jesuit High School	0	0	0	2	8	0	0	0	10
McKinley Elementary School	0	0	1	0	1	0	0	0	2
Meadow Park	0	0	0	0	1	0	0	0	1
Mountainside High School	0	1	0	0	6	0	0	0	7
Pacific Academy	0	0	1	0	2	0	0	0	3
Pilgrim Lutheran Church	0	0	1	0	0	0	0	0	1
Raleigh Hills Elementary	0	0	0	0	1	0	0	0	1
Ridgewood Elementary	0	0	0	0	5	0	0	0	5
Scholls Heights Elementary	1	0	0	0	0	0	0	0	1
Sexton Mountain Elementary	0	0	0	1	3	0	0	0	4
Southridge High School	0	0	20	0	21	0	0	0	41
St. Mary's Home for Boys	0	1	0	0	6	0	0	0	7
St. Pius X	0	0	0	0	1	0	0	0	1
Stoller Middle School	0	0	0	0	0	1	0	0	1
Sunset High School	0	2	4	3	27	0	0	0	36
Thomas Edison	0	0	0	0	1	0	0	0	1
Tumwater Middle School	0	1	1	1	11	0	0	0	14
Valley Catholic	0	0	0	0	3	0	0	0	3
Vose Elementary	0	0	2	0	1	0	0	0	3
West Sylvan Middle School	0	1	0	0	1	0	0	0	2
Whitford Middle School	0	3	12	4	8	0	0	0	27
William Walker Elementary	0	0	3	0	10	0	0	0	13
Totals	4	18	98	17	204	2	0	1	344
% of Total	1%	5%	28%	5%	59%	1%	0%	0%	100%

School population and demographic (BSD Webpage)								
Total Students	Asian	Black	Hispanic	Unidentified	White	Pacific Islander	Native	Multiracial
662	34	14	94	0	433	0	0	87
736	104	52	267	0	238	15	0	60
1,409	70	29	627	0	599	14	0	70
Information not available								
627	25	13	194	0	345	0	0	50
Information not available								
Information not available								
776	78	22	178	0	419	8	1	70
416	58	12	42	0	253	3	3	45
448	160	13	153	0	100	0	0	22
358	21	11	116	0	171	7	0	32
738	60	32	283	0	305	7	7	44
296	12	21	108	0	125	3	3	24
686	63	15	118	0	414	7	0	69
517	41	10	78	0	321	10	0	57
Information not available								
862	315	19	135	0	278	0	0	115
Information not available								
606	48	61	242	0	194	6	0	55
685	90	42	290	0	213	8	1	41
1,688	236	51	236	0	1,013	17	0	135
Information not available								
Information not available								
299	12	6	91	0	148	0	0	42
397	20	16	56	0	262	4	0	39
630	170	19	69	0	309	6	0	57
481	58	14	53	0	284	5	0	67
1,442	87	30	465	0	698	15	15	132
Information not available								
Information not available								
938	528	28	85	0	268	0	0	29
1,960	549	20	216	0	1,000	20	0	155
Information not available								
889	240	9	91	0	478	0	0	71
Information not available								
695	12	12	466	0	164	6	0	35
Information not available								
771	39	23	326	0	305	8	8	62
520	26	10	307	0	146	5	0	26
20,532	3,156	604	5,386	0	9,483	174	38	1,691
100%	15%	3%	26%	0%	46%	1%	0%	8%

Police reports taken by school and reporting person

School	Reports Initiated by/School							Grand Total
	DHS	Other LE	Outside Agency	Parent	School Staff	Student	WC	
ACMA	0	0	0	1	7	0	0	8
Beaver Acres Elementary	1	0	0	0	0	0	0	1
Beaverton High School	1	0	1	1	34	4	1	42
Cascade Academy	0	0	0	0	10	0	0	10
Cedar Park Middle School	0	0	0	0	11	0	0	11
Columbia Academy	0	0	0	0	1	0	0	1
Merlo Station High School	4	1	0	0	4	0	0	9
Conestoga Middle School	1	0	0	1	13	0	0	15
Cooper Mountain Elementary	1	0	0	0	1	0	0	2
Elemonica Elementary School	1	1	0	0	3	0	0	5
Fir Grove Elementary	0	0	1	1	1	1	1	5
Five Oaks Middle School	0	0	1	2	20	1	0	24
Greenway Elementary	2	0	0	0	5	0	0	7
Highland Park Middle School	3	0	0	1	8	0	0	12
Hiteon Elementary	0	0	0	0	6	0	0	6
Holy Trinity	0	0	0	0	1	0	0	1
International School	0	1	0	0	0	0	0	1
Jesuit High School	0	0	0	0	10	0	0	10
McKinley Elementary School	0	0	0	0	2	0	0	2
Meadow Park Middle School	1	0	0	0	0	0	0	1
Mountainside High School	1	0	0	0	5	1	0	7
Pacific Academy	0	0	0	0	3	0	0	3
Pilgrim Lutheran Church	0	0	0	0	1	0	0	1
Raleigh Hills Elementary School	0	0	0	0	1	0	0	1
Ridgewood Elementary	0	0	0	0	5	0	0	5
Scholls Heights Elementary	0	0	0	0	1	0	0	1
Sexton Mountain Elementary	0	0	0	0	4	0	0	4
Southridge High School	8	0	0	0	31	1	1	41
St. Mary's Home for Boys	0	0	0	0	7	0	0	7
St. Pius X	0	0	0	0	1	0	0	1
Stoller Middle School	0	0	0	0	1	0	0	1
Sunset High School	1	0	2	1	29	3	0	36
Thomas Edison	0	0	0	0	1	0	0	1
Tumwater Middle School	0	0	1	0	13	0	0	14
Valley Catholic	1	0	0	0	3	0	0	4
Vose Elementary	1	0	0	0	1	0	0	2
West Sylvan Middle School	0	0	0	0	2	0	0	2
Whitford Middle School	1	0	1	1	24	0	0	27
William Walker Elementary	1	0	0	0	12	0	0	13
Total	29	3	7	9	282	11	3	344

Police reports by school and gender

Reports Initiated by/School					
School	Female	Male	Other	Unidentified	Grand Total
ACMA	1	6	0	1	8
Beaver Acres Elementary	0	1	0	0	1
Beaverton High School	12	25	1	4	42
Cascade Academy	3	7	0	0	10
Cedar Park Middle School	6	5	0	0	11
Columbia Academy	0	1	0	0	1
Merlo Station High School	2	7	0	0	9
Conestoga Middle School	3	11	0	1	15
Cooper Mountain Elementary	0	2	0	0	2
Elemonica Elementary School	2	2	0	1	5
Fir Grove Elementary	0	5	0	0	5
Five Oaks Middle School	3	19	2	0	24
Greenway Elementary	2	5	0	0	7
Highland Park Middle School	5	7	0	0	12
Hiteon Elementary	0	6	0	0	6
Holy Trinity	0	1	0	0	1
International School	0	1	0	0	1
Jesuit High School	4	4	0	2	10
McKinley Elementary School	1	1	0	0	2
Meadow Park Middle School	1	0	0	0	1
Mountainside High School	3	3	0	1	7
Pacific Academy	0	2	0	1	3
Pilgrim Lutheran Church	0	1	0	0	1
Raleigh Hills Elementary School	0	0	0	1	1
Ridgewood Elementary	0	5	0	0	5
Scholls Heights Elementary	1	0	0	0	1
Sexton Mountain Elementary	0	4	0	0	4
Southridge High School	11	29	0	1	41
St. Mary's Home for Boys	0	7	0	0	7
St. Pius X	0	1	0	0	1
Stoller Middle School	0	1	0	0	1
Sunset High School	5	28	0	3	36
Thomas Edison	0	1	0	0	1
Tumwater Middle School	6	7	0	1	14
Valley Catholic	2	2	0	0	4
Vose Elementary	2	0	0	0	2
West Sylvan Middle School	1	1	0	0	2
Whitford Middle School	3	19	0	5	27
William Walker Elementary	1	12	0	0	13
Total	80	239	3	22	344

Calls where a YSO responds to the school involving a student, but no report was warranted. These calls could be green or yellow.

The screenshot shows the top navigation bar of the Beaverton School District website. On the left is a yellow 'Menu' button. In the center is the 'BEAVERTON SCHOOL DISTRICT' logo. On the right are 'SCHOOLS' and 'QUICK SEARCH' dropdown menus. Below the navigation is a breadcrumb trail: 'Home > Departments > Public Safety > Youth Services Officers > When to Contact Youth Services Officers'. The main heading is 'WHEN TO CONTACT YOUTH SERVICES OFFICERS'. Below the heading is a horizontal line and a notification bell icon. Three categories are listed: 'Yes — Always contact YSO.' with a green checkmark icon; 'Maybe — not necessary to contact YSO. See table below.' with a yellow checkmark icon; and 'Don't — YSO does not need to be contacted.' with a red 'X' icon.

Menu


BEAVERTON
SCHOOL DISTRICT


SCHOOLS ▾ QUICK SEARCH ▾


Home > Departments > Public Safety > Youth Services Officers > When to Contact Youth Services Officers

WHEN TO CONTACT YOUTH SERVICES OFFICERS

🔔

 Yes — Always contact YSO.

 Maybe — not necessary to contact YSO. See table below.

 Don't — YSO does not need to be contacted.

WHEN TO CONTACT YOUTH SERVICES OFFICERS



Yes — Always contact YSO.













Maybe — not necessary to contact YSO. See table below.
















Don't — YSO does not need to be contacted.




CODE	STUDENT CODE OF CONDUCT OFFENSES	YES	MAYBE	DON'T
1	Academic Integrity YSO <ul style="list-style-type: none"> Not involved SCHOOL ADMINISTRATOR <ul style="list-style-type: none"> School-based accountability 			
2	Alcohol YSO <ul style="list-style-type: none"> Consulted for student safety Medical emergency Quantity and/or distribution SCHOOL ADMINISTRATOR <ul style="list-style-type: none"> School-based accountability Restorative justice Intervention services 			
3	Assault YSO <ul style="list-style-type: none"> Involve/leads investigation Assists with medical attention Assesses contributing factors in partnership with school administrators SCHOOL ADMINISTRATOR <ul style="list-style-type: none"> Investigation in partnership with YSO School-based accountability Restorative justice Intervention services 			
4	Automobile Misuse YSO <ul style="list-style-type: none"> Not involved SCHOOL ADMINISTRATOR <ul style="list-style-type: none"> School-based accountability 			

5	Bully/Harassment/Hazing YSO <ul style="list-style-type: none"> Consulted for student safety May lead to investigation and assessment of a crime Patterns of behavior Sexual factors for consideration Threats of violence SCHOOL ADMINISTRATOR <ul style="list-style-type: none"> Investigation in partnership with YSO School-based accountability Restorative justice Intervention services 			
6	Bus Misconduct YSO <ul style="list-style-type: none"> Not involved May be consulted if incident involves acts of violence SCHOOL ADMINISTRATOR <ul style="list-style-type: none"> School-based accountability Involve Transportation Department 			
7	Closed Campus YSO <ul style="list-style-type: none"> Not involved SCHOOL ADMINISTRATOR <ul style="list-style-type: none"> School-based accountability Administrator evaluation 			
8	Dangerous Drugs YSO <ul style="list-style-type: none"> Consulted for student safety May lead to investigation and assessment of a crime if distribution, sharing or selling is involved Shouldn't be involved if the incident is "use only" SCHOOL ADMINISTRATOR <ul style="list-style-type: none"> School-based accountability Use of controlled substance to be evaluated by school administrator Restorative justice Intervention services 			
9	Defiance of Authority YSO <ul style="list-style-type: none"> Not involved SCHOOL ADMINISTRATOR <ul style="list-style-type: none"> School-based accountability Restorative justice 			

10	Disorderly or Disruptive Conduct YSO <ul style="list-style-type: none"> Not involved, but can be consulted Fire alarms/major school disruption SCHOOL ADMINISTRATOR <ul style="list-style-type: none"> School-based accountability Restorative justice 			
11	Disruptive Appearance/Student Dress YSO <ul style="list-style-type: none"> Not involved SCHOOL ADMINISTRATOR <ul style="list-style-type: none"> School-based accountability Restorative justice 			
12	Extortion YSO <ul style="list-style-type: none"> Not involved Consulted when sexual elements involved SCHOOL ADMINISTRATOR <ul style="list-style-type: none"> School-based accountability 			
13	Fighting YSO <ul style="list-style-type: none"> Not involved Fight vs. assault Duty to protect SCHOOL ADMINISTRATOR <ul style="list-style-type: none"> School-based accountability Restorative justice Intervention services 			
14	Fire Setting/Attempted Fire Setting/Fire Play YSO <ul style="list-style-type: none"> Consulted Incident may lead to investigation and assessment of a crime if intent to destroy property Consult with TVFR SCHOOL ADMINISTRATOR <ul style="list-style-type: none"> School-based accountability Student code of conduct Safety plan Restorative justice Collaborate with TVFR 			
15	Fire Tools/Ignition Sources YSO <ul style="list-style-type: none"> Consulted Incident may lead to investigation and assessment of a crime Consult with TVFR SCHOOL ADMINISTRATOR <ul style="list-style-type: none"> School-based accountability Student code of conduct Safety plan Restorative justice Collaborate with TVFR 			
16	Forgery/Lying YSO <ul style="list-style-type: none"> Not involved Consult if forgery involves money or checks Forgery may involve counterfeiting which must be reported federally SCHOOL ADMINISTRATOR <ul style="list-style-type: none"> School-based accountability Restorative justice 			
17	Gambling YSO <ul style="list-style-type: none"> Not involved SCHOOL ADMINISTRATOR <ul style="list-style-type: none"> School-based accountability Restorative justice 			
18	Lewd Conduct/Profanity YSO <ul style="list-style-type: none"> Not involved SCHOOL ADMINISTRATOR <ul style="list-style-type: none"> School-based accountability Restorative justice Racial/sexual considerations 			
19	Loitering YSO <ul style="list-style-type: none"> Not involved SCHOOL ADMINISTRATOR <ul style="list-style-type: none"> School-based accountability Restorative justice 			

20	<p>Medication</p> <p>YSO</p> <ul style="list-style-type: none"> Not involved May be consulted <p>SCHOOL ADMINISTRATOR</p> <ul style="list-style-type: none"> School-based accountability Restorative justice 			
21	<p>Physical Altercation Minor</p> <p>YSO</p> <ul style="list-style-type: none"> Not involved <p>SCHOOL ADMINISTRATOR</p> <ul style="list-style-type: none"> School-based accountability Restorative justice Intervention services 			
22	<p>Recklessly Endangering</p> <p>YSO</p> <ul style="list-style-type: none"> Not involved <p>SCHOOL ADMIN</p> <ul style="list-style-type: none"> School-based accountability Restorative justice Intervention services 			
23	<p>Secret Societies/Gangs</p> <p>YSO</p> <ul style="list-style-type: none"> Not involved May be consulted Assess level of threat of harm or the potential for act(s) of violence Patterns of behavior/school culture <p>SCHOOL ADMINISTRATOR</p> <ul style="list-style-type: none"> School-based accountability Restorative justice Intervention services Assess level of threat or act(s) of violence Pattern of behavior/school culture 			
24	<p>Sexual Harassment</p> <p>YSO</p> <ul style="list-style-type: none"> Consulted for student safety Assess criminal factors and patterns of behavior Must define through investigation sexual harassment vs. sexual assault <p>SCHOOL ADMINISTRATOR</p> <ul style="list-style-type: none"> School-based accountability Restorative justice Intervention services Assess level of threat Pattern of behavior/school culture 			
26	<p>Technology Misuse</p> <p>YSO</p> <ul style="list-style-type: none"> Not involved May be consulted <p>SCHOOL ADMINISTRATOR</p> <ul style="list-style-type: none"> School-based accountability Restorative justice 			
27	<p>Theft</p> <p>YSO</p> <ul style="list-style-type: none"> Not involved May be consulted, based on victim's preference <p>SCHOOL ADMINISTRATOR</p> <ul style="list-style-type: none"> School-based accountability Student code of conduct Restorative justice/restitution 			
28	<p>Threats/Menacing/Hate Lists</p> <p>YSO</p> <ul style="list-style-type: none"> Consulted for safety factors Assess intents and imminent, targeted threat Assess factors (race/sex/gang) and mode (social media, electronic device, written or verbal) <p>SCHOOL ADMINISTRATOR</p> <ul style="list-style-type: none"> School-based accountability Student code of conduct Safety plan Restorative justice 			
29	<p>Tobacco</p> <p>YSO</p> <ul style="list-style-type: none"> Not involved <p>SCHOOL ADMINISTRATOR</p> <ul style="list-style-type: none"> School-based accountability Restorative justice 			
30	<p>Trespassing</p> <p>YSO</p> <ul style="list-style-type: none"> Consulted for student safety Student vs. unknown Known vs. unknown trespasser <p>SCHOOL ADMINISTRATOR</p> <ul style="list-style-type: none"> School-based accountability Restorative justice Follow district trespass process 			

31	<p>Unexcused Absence</p> <p>YSO</p> <ul style="list-style-type: none"> Not involved <p>SCHOOL ADMINISTRATOR</p> <ul style="list-style-type: none"> School-based accountability Restorative justice 			
32	<p>Vandalism</p> <p>YSO</p> <ul style="list-style-type: none"> Consulted for safety factors Property damage vs. graffiti Assess elements (race/sex/gang) <p>SCHOOL ADMINISTRATOR</p> <ul style="list-style-type: none"> School-based accountability Restorative justice School documentation Photos Clean up and repair Consider restitution 			
33	<p>Weapons: Other than Firearms, Knives & Explosive Devices</p> <p>YSO</p> <ul style="list-style-type: none"> Contacted for assessment, investigation and documentation Consulted in school safety plan <p>SCHOOL ADMINISTRATOR</p> <ul style="list-style-type: none"> School-based accountability Student code of conduct Restorative justice School safety plan 			
34	<p>Weapons: Explosive Devices</p> <p>YSO</p> <ul style="list-style-type: none"> Contacted for assessment, investigation and documentation Consulted in school safety plan <p>SCHOOL ADMINISTRATOR</p> <ul style="list-style-type: none"> School-based accountability Student code of conduct Restorative justice School safety plan 			
35	<p>Weapons: Firearms</p> <p>YSO</p> <ul style="list-style-type: none"> Contacted for assessment, investigation and documentation Consulted in school safety plan <p>SCHOOL ADMINISTRATOR</p> <ul style="list-style-type: none"> School-based accountability Student code of conduct Restorative justice School safety plan 			

36	<p>Weapons: Knives & Look-alike Knives</p> <p>YSO</p> <ul style="list-style-type: none"> Contacted for assessment, investigation and documentation Consulted in school safety plan <p>SCHOOL ADMINISTRATOR</p> <ul style="list-style-type: none"> School-based accountability Student code of conduct Restorative justice School safety plan 			
37	<p>Weapons: Look-alike Explosive Devices, Firearms or Other Dangerous or Deadly Weapons</p> <p>YSO</p> <ul style="list-style-type: none"> Contacted for assessment, investigation and documentation Consulted in school safety plan <p>SCHOOL ADMINISTRATOR</p> <ul style="list-style-type: none"> School-based accountability Student code of conduct Restorative justice School safety plan 			
38	<p>Weapons: Other</p> <p>YSO</p> <ul style="list-style-type: none"> Contacted for assessment, investigation and documentation Consulted in school safety plan <p>SCHOOL ADMINISTRATOR</p> <ul style="list-style-type: none"> School-based accountability Student code of conduct Restorative justice School safety plan 			

Student calls with no report by school and race

Other Calls not engagement taken by school/race of involved student										School population and demographic (BSD Webpage)									
School	Asia	Blac	Hispa	Unident	Whit	Pacific Island	Nativ	Multira	Total	Total Student	Asia	Blac	Hispa	Unident	Whit	Pacific Island	Nativ	Multira	Total
ACMA	0	2	1	0	4	0	0	2	9	662	33	13	93	0	430	0	0	86	662
ARCO	0	0	0	0	1	0	0	0	1	Information not Available									
Aloha High School	0	0	0	0	1	0	0	0	1	1,636	115	82	785	0	524	33	16	82	1,636
Beaverton High School	1	2	19	2	26	0	0	0	50	1,409	70	29	627	0	599	14	0	70	1,409
Cascade Academy	0	0	0	0	12	0	0	0	12	Information not Available									
Cedar Park Middle School	0	3	9	0	15	0	0	2	29	627	25	13	194	0	345	0	0	50	627
Merlo Station High School	0	2	1	0	6	0	0	0	9	Information not available									
Conestoga Middle School	0	2	6	0	9	0	0	2	19	776	78	22	178	0	419	8	1	70	776
Cooper Mountain Elementary	0	0	0	1	7	0	0	0	8	416	58	12	42	0	253	3	3	45	416
Elmonica Elementary	0	1	1	0	4	0	0	0	6	448	160	13	153	0	100	0	0	22	448
Fir Grove Elementary	0	0	1	0	2	0	0	0	3	358	21	11	115	0	172	7	0	32	358
Five Oaks Middle School	0	1	9	1	13	0	0	0	24	738	60	32	283	0	305	7	7	44	738
Greenway Elementary	0	0	2	0	5	0	0	0	7	296	12	21	108	0	125	3	3	24	296
Highland Park Middle School	0	0	6	1	4	0	0	0	11	686	63	15	118	0	414	7	0	69	686
Hiteon Elementary	0	0	2	0	9	0	0	0	11	517	41	10	78	0	321	10	0	57	517
International School	0	0	0	0	1	0	0	0	1	862	315	19	135	0	278	0	0	115	862
Jesuit High School	0	0	0	0	18	0	0	0	18	Information not Available									
McKinley Elementary	0	1	1	1	2	0	0	0	5	606	48	61	242	0	194	6	0	55	606
Mountainside High School	4	3	3	3	28	0	0	0	41	1,688	236	51	236	0	1,013	17	0	135	1,688
Nancy Ryles Elementary	0	0	0	1	4	0	0	0	5	513	56	15	84	0	286		0	62	513
Pilgrim Lutheran Church	0	0	1	0	0	0	0	0	1	Information not Available									
Raleigh Hills	0	0	0	1	0	0	0	0	1	299	12	6	91	0	148	0	0	42	299
Ridgewood Elementary	0	0	0	0	3	0	0	0	3	397	19	16	56	0	262	0	0	44	397
Sexton Mountain Elementary	0	1	0	0	3	0	0	0	4	481	58	14	53	0	284	5	0	67	481
Southridge High School	0	0	20	1	28	0	0	0	49	1,442	87	30	465	0	698	15	15	132	1,442
St. Cecilia's	0	0	0	0	1	0	0	0	1	Information not Available									
St. Mary's Home for Boys	0	0	0	0	5	0	0	0	5	Information not available									
Stoller Middle School	0	0	0	0	0	1	0	0	1	938	528	28	85	0	268	0	0	29	938
Sunset High School	1	3	4	1	23	0	0	0	32	1,960	549	20	216	0	1,000	20	0	155	1,960
Thomas Edison	0	0	0	0	2	0	0	0	2	Information not Available									
Tumwater Middle School	0	2	4	0	27	0	0	1	34	889	240	9	91	0	478	0	0	71	889
Valley Catholic	0	0	0	0	4	0	0	0	4	Information not Available									
Vose Elementary	0	0	4	0	0	0	0	0	4	695	14	14	473	0	167	7	0	35	695
West Sylvan Middle School	0	0	0	0	1	0	0	0	1	Information not available									
Westview High School	0	0	1	0	1	0	0	0	2	2,304	668	92	484	0	899	23	0	138	2,304
Whitford Middle School	0	0	9	2	13	0	0	0	24	771	39	23	326	0	305	8	8	62	771
William Walker	0	0	0	0	11	0	0	0	11	520	26	10	307	0	146	5	0	26	520
Totals	6	23	104	15	293	1	0	7	449	22,934	3,631	681	6,117	0	10,432	198	53	1,819	22,934
% of Total	1%	5%	23%	3%	65%	0%	0%	2%	100%	% of Total	16%	3%	27%	0%	45%	1%	0%	8%	% of Total

Student calls with no report by source/gender/race

Other Calls Noe Engegement									
Calls for Service by Race and Reporting Person									
Source	Asian	Black	Hispanic	Unidentified	White	Pacific Islander	Native	Multiracial	Total
DHS	0	0	7	0	7	0	0	0	14
Other LE Agency	1	1	3	1	10	0	0	0	16
Parent	0	3	8	6	25	0	0	1	43
Staff	4	19	80	27	213	1	0	6	350
Student	1	0	6	0	19	0	0	0	26
Total	6	23	104	34	274	1	0	7	449

Calls for Service by Gender and Reporting Person					
Source	Female	Male	Unknown	Other	Total
DHS	5	9	0	0	14
Other LE Agency	9	6	1	0	16
Parent	21	22	0	0	43
Staff	93	248	8	1	350
Student	15	11	0	0	26
Total	143	296	9	1	449



Beaverton Police Youth Services Dashboard Reporting

