


2025

Lyon County
School District

STATE OF THE DISTRICT

PORTRAIT OF A LEARNER



DISCOVERY LEARNING
PROBLEM SOLVING
JOY
EXPLORATION

LEARNING FOR LIFE
PERSEVERANCE
APPLICATION
FUTURE FOCUS

STUDENT OWNERSHIP
EMPOWERMENT
SELF KNOWLEDGE
SELF DIRECTION

CONNECTED LEARNERS
BELONGING
COMMUNICATION
COLLABORATION



Table of Contents:

Welcome Message	03
Board of Trustees and District Leadership	04
School Leadership	05
District & School Highlights	06
Lyon CSD Portrait of a Learner	07
The Four Domains	08
MTSS & PBIS	09
Enrollment & Demographics	10
K - 8 District Information	11
9 - 12 District Information	12
WNC Jump Start	13
Graduation Rates	14
Work-Based Learning (WBL)	15
Career & Technical Education	16
Budget Information	17
Appendices	18-22



Welcome Message

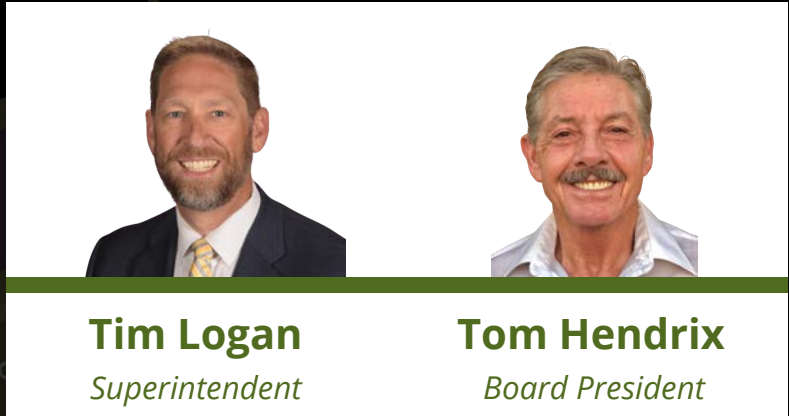
On behalf of the Lyon County School District Board of Trustees and the District Leadership Team, it is with great pride that President Tom Hendrix and I present the 2025 State of the District Report.

This annual report provides our stakeholders with an overview of the District's highlights, operations, initiatives, and outcomes.

In addition, this document represents our commitment to our amazing students and families as we strive for continuous improvement toward a world-class education in our global economy.

Lyon County School District (LCSD), with over 9,000 students and 1,100 staff members is the fourth largest school district in Nevada and the largest employer in Lyon County. LCSD is comprised of 18 schools in 5 unique attendance areas including Dayton, Fernley, Silver Springs, Smith Valley, and Yerington. LCSD also includes LyOnline, which is a full-distance education option for students. Each school boasts highly qualified, dedicated, and caring instructional leaders and staff who work tirelessly to ensure the learning goals of each student are realized. We are excited for our Portrait of a Learner, which is our community's shared vision of what it means to be a successful learner in Lyon County. Portrait of a learner defines the learning journey in LCSD through four key domains and multiple competencies. The District motto of "Every Student.. Every Classroom... Every Day" comes to life when you step into our schools and see students engaged in rigorous, real-life learning opportunities within the domains of "Learning for Life", "Connected Learners", "Student Ownership", and "Discovery Learning". LCSD is student-focused and committed to their success.

We invite all families, citizens, and community leaders to visit our schools and participate in the education of our students. We know that our students will achieve their learning goals and life-long dreams through the collective work of all the adults in Lyon County and the great state of Nevada.

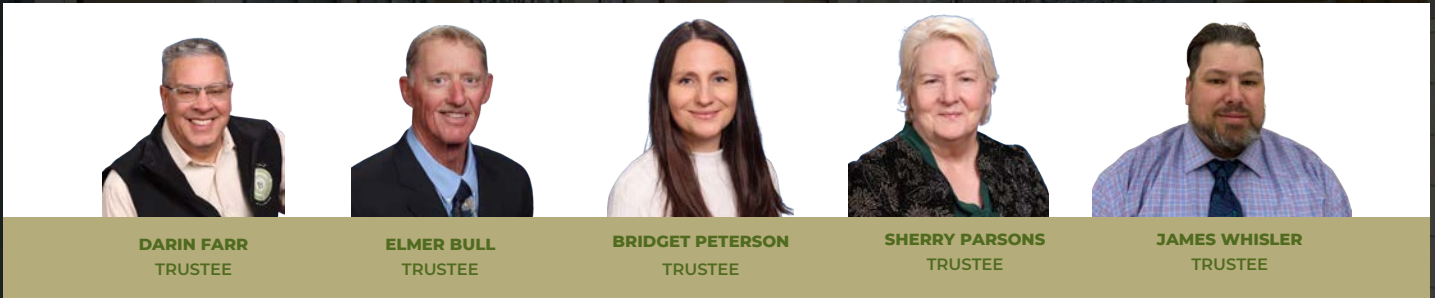


Board of Trustees



TOM HENDRIX
BOARD PRESIDENT

DAWN CARSON
BOARD CLERK



DARIN FARR
TRUSTEE

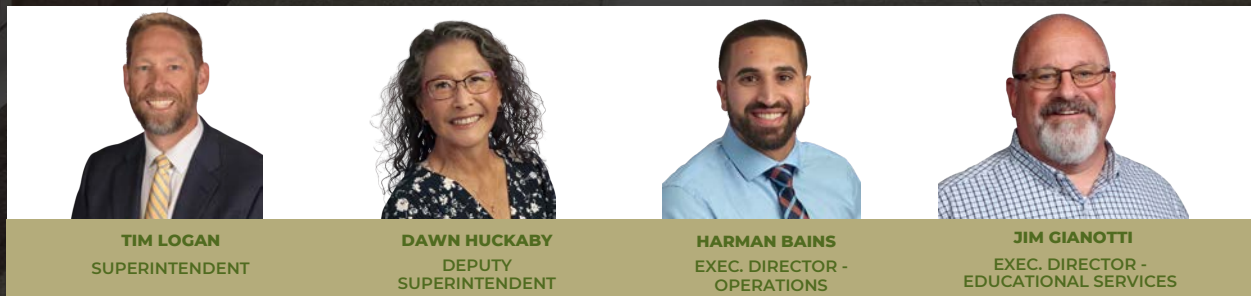
ELMER BULL
TRUSTEE

BRIDGET PETERSON
TRUSTEE

SHERRY PARSONS
TRUSTEE

JAMES WHISLER
TRUSTEE

District Leadership



TIM LOGAN
SUPERINTENDENT

DAWN HUCKABY
DEPUTY
SUPERINTENDENT

HARMAN BAINS
EXEC. DIRECTOR -
OPERATIONS

JIM GIANOTTI
EXEC. DIRECTOR -
EDUCATIONAL SERVICES



BILLIEJO HOGAN
EXEC. DIRECTOR -
HUMAN RESOURCES

HEATHER MOYLE
EXEC. DIRECTOR -
EDUCATIONAL SERVICES

RACHEL STEWART
EXEC. DIRECTOR -
SPECIAL SERVICES



School Leadership

WE ❤️ OUR PRINCIPALS



VIRGINIA RICHARDSON
COTTONWOOD
ELEMENTARY
SCHOOL



CHASE WOODFORD
DAYTON
ELEMENTARY
SCHOOL



KENT JONES
EAST VALLEY
ELEMENTARY
SCHOOL



JAMIE HENDERSON
FERNLEY
ELEMENTARY
SCHOOL



RACHEL HANSEN
RIVERVIEW
ELEMENTARY
SCHOOL



ERIN KORF
SILVER STAGE
ELEMENTARY
SCHOOL



MIKE WALKER
SUTRO
ELEMENTARY
SCHOOL



SHANNON COOMBS
YERINGTON
ELEMENTARY
SCHOOL



CHANEN CROSS
LYONLINE
DISTANCE
EDUCATION



KEVIN KRANJCEC
DAYTON
INTERMEDIATE
SCHOOL



BLAKE COOPER
FERNLEY
INTERMEDIATE
SCHOOL



STEVE HENDERSON
SILVERLAND
MIDDLE
SCHOOL



JED MARCINIAK
SILVER STAGE
MIDDLE
SCHOOL



SCOTT GILLESPIE
YERINGTON
INTERMEDIATE
SCHOOL



JULIE BUMGARDNER
DAYTON HIGH
SCHOOL



RYAN CROSS
FERNLEY HIGH
SCHOOL



AMBER TAYLOR
SILVER STAGE
HIGH SCHOOL



DUANE MATTICE
SMITH VALLEY
SCHOOL



KATHY BOMBA-EDGERTON
YERINGTON HIGH
SCHOOL



District & School Highlights

Awards and recognition at the National FFA Convention

Over 225 Lyon County students have received an Associate's Degree over the last 6 years, in addition to a high school diploma thanks to the incredible dual enrollment partnership. (See WNC Jump Start)

Lyon County School District's Grow Your Own (GYO) Program has transitioned over 20 Lyon CSD employees who are now employed as teachers within our schools.

Nearly 1000 students received industry recognized credentials (see p.13-14) including ASVAB, CNA, EMS, OSHA 10, Welding 3G & 4G, and Workplace Readiness Skills.

Fall 2023 and Spring 2024 saw the highest enrollment to date in dual enrollment courses through WNC Jump Start.

DHS, FHS, FIS, SMS, and SSMS were named Unified Champion Schools by Special Olympics Nevada for their commitment to creating an all-inclusive environment for their students with and without disabilities.

Multiple athletes and teams recognized at the NIAA level for academic and athletic awards. [See NIAA Website www.niaa.com/landing/index](http://www.niaa.com/landing/index)



Portrait of a Learner

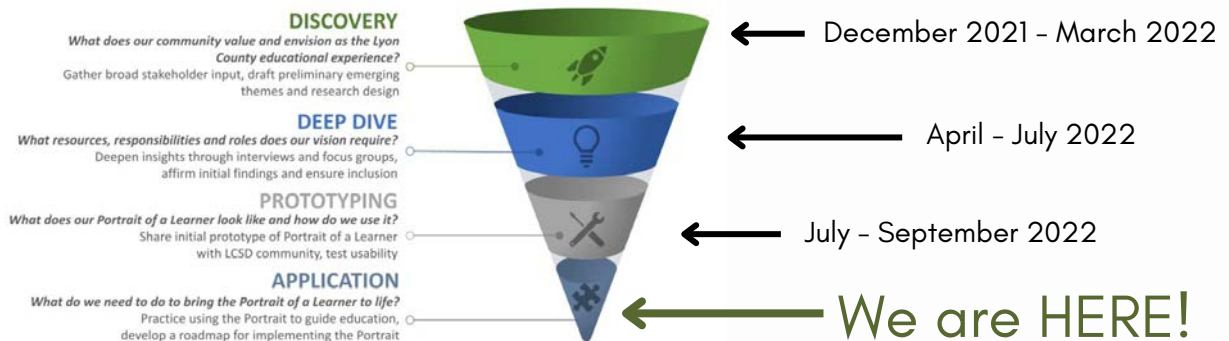
THE FOUR DOMAINS:



- Learning for Life
- Connected Learners
- Student Ownership
- Discovery Learning

A LITTLE HISTORY ON OUR JOURNEY...

LCSD Portrait of a Learner Process



Each domain has...
 A Student Success Statement
 &
 Three Competencies



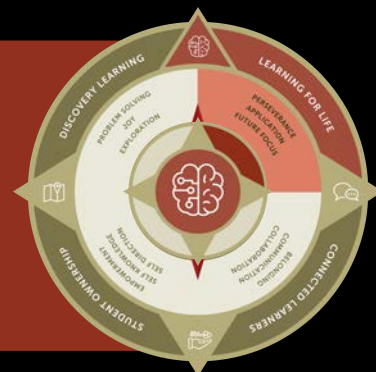
THE FOUR DOMAINS

L LEARNING FOR LIFE

"I am building the skills to be a lifelong learner."

Perseverance - Application - Future Focus

- Students expressed a strong desire to connect knowledge and skills learned in the classroom to life beyond the school and experiences that prepare them for the real-world, including career exposure.
- This domain not only seeks to better support students with their understanding of life as learners past their time in Lyon CSD schools, but also to connect their in-school learning with their lives outside of school, including their day-to-day hobbies, talents, skills and interests.

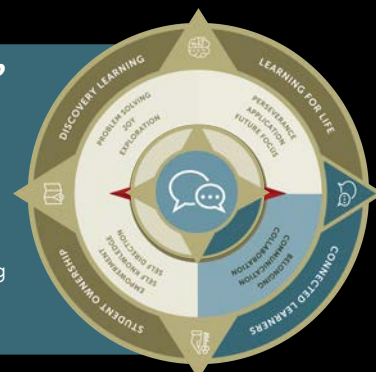


C CONNECTED LEARNERS

"I am learning through my relationships with others."

Belonging - Communication - Collaboration

- One of the strengths of the Lyon County community is the relationships that are fostered in schools, and how meaningful and impactful it is when students feel cared for, work in collaboration with each other and with LCSD staff, and feel connected to their community.
- This domain captures students' sense of belonging in their schools, building relationships with peers and staff and building strong skills in communicating across lines of difference and are actively working in the community.



S STUDENT OWNERSHIP

"I am empowered to own my learning."

Empowerment - Self Knowledge - Self Direction

- In developing this domain, we considered the idea of agency, and how agency is demonstrated in learning. Students who felt strongest in their learning had a sense of understanding of how they learn at a metacognitive level and expressed their use of self-awareness strategies to improve their skill-building and knowledge and guide their own learning journeys.
- This domain portrays students in the driver's seat of their learning. It's important that students have a sense of ownership and an understanding that they have choices they can make.


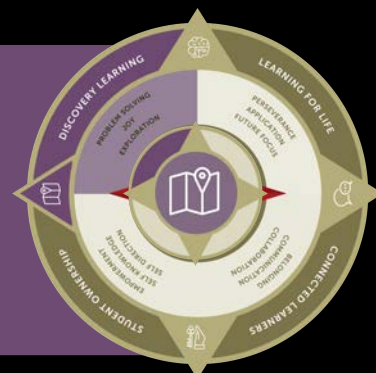


D DISCOVERY LEARNING

"My learning journey helps me discover new things."

Problem Solving - Joy - Exploration

- Students mentioned wanting to bring more of themselves into their learning, including applying their creativity, and exploring their interests.
- This domain seeks to incorporate multiple pathways for students to learn, hands-on learning opportunities, problem-solving and critical thinking skills, as well as joy, choice and love of learning through exploration and self-awareness.



MTSS & PBIS

Multi-Tiered System of Support
&
Positive Behavioral
Interventions and Supports

2023-2024 Awards

Diamond Award

Silver Stage Elementary School
Silver Stage Middle School

Platinum Award

Riverview Elementary School

Bronze Award

Dayton High School

2022-2023 Awards

Diamond Award

Silver Stage Elementary School
Silver Stage Middle School
Yerington Elementary School

Platinum Award

Riverview Elementary School
East Valley Elementary School

Gold Award

Dayton High School
Cottonwood Elementary School

2021-2022 Awards

Platinum Award

Dayton High School
East Valley Elementary School

Gold Award

Riverview Elementary School
Silver Stage Middle School

Bronze Award

Silver Stage Elementary School
Yerington Elementary School

2020-2021 Awards

Nailed It Award

Lyon County School District

Platinum Award

Silver Stage Elementary School
Yerington Elementary School
Silver Stage Middle School

Gold Award

Riverview Elementary School
Fernley Elementary School
Dayton High School

Bronze Award

Yerington High School
Silverland Middle School



Tammy Roseberry
LCSD Behavior and Instruction
Intervention Coordinator
Curriculum, Instruction, and Assessment

Winner of the 2024 Don Jackson
Practitioner Award for outstanding
contributions with educators'
implementation of Positive Behavior
Support and MTSS Principles



Multi-Tiered System of Supports (MTSS) is an integrated framework designed to ensure that all students receive a high-quality education. It helps schools create nurturing environments for all students while supporting balanced access to instruction and support. MTSS organizes academic, behavioral, and mental health supports to provide education and ensure that all students receive the instruction they need to be successful.

MTSS is the framework that Lyon County Schools use to provide students with the support they need to succeed academically, socially, emotionally, and behaviorally. MTSS utilizes prevention supports at a Tier 1 universal level. Schools use data to identify students who may need additional support and provide evidence-based interventions to help students and monitor their progress and the effectiveness of the interventions. These Tier 2 supports target small groups of students with similar needs. For a small number of students, more intensive supports may be needed. Tier 3 is highly individualized with many resources aimed at filling skill deficits that students may have.

Currently, all 18 schools in Lyon County utilize the MTSS framework. Lyon County has an approximate 70% implementation rate across all three tiers. Overall, the district response to intervention rate is approximately 74%. Training is provided to schools quarterly.

<https://www.pbis.org/pbis/tiered-framework>



Enrollment & Demographics

Student Enrollment

9,057 *

***Numbers from 2023-24 School Year**

White.....	58.2%
Hispanic.....	29.41%
Asian.....	1.32%
American Indian/Alaskan Native.....	3.15%
Black.....	0.93%
Pacific Islander.....	0.85%
Two or more races...	6.13%

IEP: 15.5%

EL 7.19%

More Info Available At:
 Nevada Report Card
www.nevadareportcard.nv.gov



Total Full-Time Employees:

1,022

Total Certified Employees:

530

Lyon County School District is the largest employer in Lyon County!

*Small Towns
Big Hearts*




Apply Today!



K-8 District Information

Measures of Academic Progress (MAP)


The report below shows reading achievement by grade level for the Fall 2023 testing period and the reading achievement of the Spring 2024 testing period. The report then shows the correlation of growth between the two testing periods. The report breaks-down the growth into the appropriate percentiles.



Fall 2024 MAP - Reading (Achievement by K)



Reading - Growth & Achievement by grade Fall 2023-Spring 2024



Percentiles Key

- 1st-20th
- 21st -40th
- 41st -60th
- 61st - 80th
- >80th

Click here for the MAP - SBAC linking study or scan the QR code:

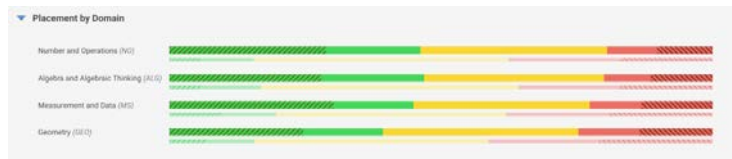


Nevada Criterion Reference Test Exam Smarter Balanced Assessment System (SBAC)

Percentage of Proficient LCSD Students in ELA (2024) - 29.57%
 Percentage of Proficient Students in Mathematics (2024) - 24.61%



iReady Mathematics Data for 2024-2025





9-12 District Information

Students in LCSD gain the following Industry Recognized Credential (IRC) recognized by the Governor's Office for WorkForce Innovation (GOWINN):

- ASVAB
- Certified Nursing Assistant (CNA)
- CPR
- Emergency Medical Services Assessment
- OSHA-10
- Welding 3G & 4G
- Workplace
- Readiness Skills

Students also received the following certifications that are not on the GOWINN list:

- Certified IRS Tax Preparer
- ServSafe and CTECS

Career and Technical Education (CTE) Award Rate:

	2022-23	2023-24
Students Eligible	353	365
Student Certificates awarded	93	191
Certificate award rate	26%	52.3%

CTE

Workplace Readiness Rate:

	2022-23	2023-24
Students Eligible	159	365
Student Certificates awarded	110	252
Certificate award rate	65%	69%

Learn more on pg. 13-14

WBL

Average ACT Scores Composite Score *

2024:	16.0
2023:	16.3
2022:	16.3
2021:	17.2
2020:	17.6

The ACT is a standardized test used for college admissions in the United States. The composite score is the average of a student's four test scores (English, Math, Reading, and Science) rounded to the nearest whole number.

The State of Nevada has decided to use the ACT, a test used for college admission, as its college and career readiness assessment for all students. All students are required to take the ACT, even those who have decided to pursue a career, trade, or are not college bound.

According to ACT Profile Report, an average score ranging from 17-24 suggests that a student is performing at an expected level. This range showcases competency in the subject matter. However, if you have dreams of attending highly competitive schools, aiming for a score above this range would be beneficial. The Benchmarks are scores on the ACT subject-area tests that represent the level of achievement required for students to have a 50% chance of obtaining a B or higher or about a 75% chance of obtaining a C or higher in corresponding credit-bearing **first-year college courses**.

The ACT composite scores inadequately reflect the life success potential of non-college-driven students, particularly considering that 80% of them take the test solely as a mandated assessment.

Bachelor's Degree Aspirations

71 out of 659 (10.7%) graduating students in the Lyon CSD class of 2024 who took the ACT indicated that they planned on pursuing a Bachelor's Degree, an aspiration for which they might need the ACT.

Their average composite score is an 18.

Graduate or Professional Level Degree Aspirations

Additionally, 44 of 659 (6%) graduating students in the Lyon CSD class of 2024 who took the ACT indicated that they planned on pursuing a graduate or professional level degree, an aspiration for which they might need the ACT.

Their average composite score is 19.25.

ACT Profile Report 2024

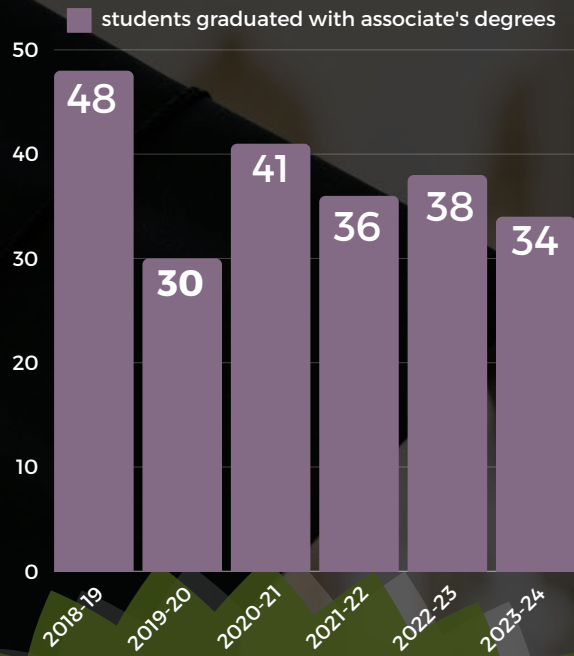
<https://www.act.org/content/act/en/products-and-services/the-act/scores/understanding-your-scores.html>



Western Nevada College Jump Start

Dual Enrollment for Lyon CSD High School Students

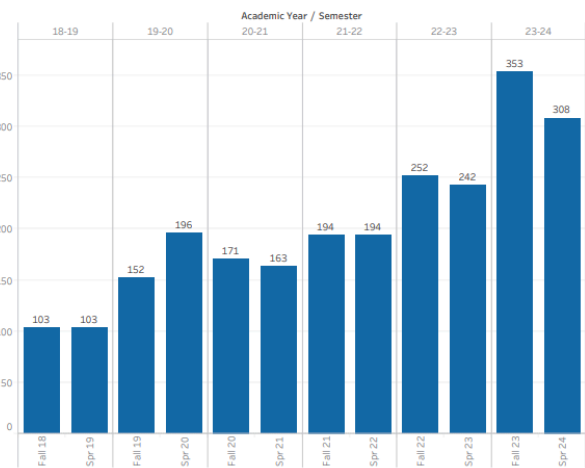
Western Nevada College (WNC) and Lyon County School District have developed a strong partnership that allows high school juniors and seniors to obtain college credit through dual enrollment courses. These courses count for both high school and college credit. Students who can maintain this rigorous schedule can obtain an Associate's Degree and a high school diploma.



Lyon County students for fall 2024:

- Dual Enrollment: **292**
- Jump Start: **114**
- Other High School Student (Fast Track): **22**

Total Students Enrolled




Over two-hundred Lyon County students have received an Associate's Degree in addition to a high school diploma thanks to the incredible dual enrollment partnership



Graduation Rates



	2019-20	2020-21	2021-22	2022-23	2023-24
Lyon	86.58%	87.39%	84.57%	86.4% ¹	87.77%
State	82.60%	83.31%	81.7%	81.38%	81.6%
Dayton	83.36%	89.86%	85.89%	91.93%	92.64%
Fernley	86.19%	84.62%	84.35%	87.94%	87.04%
Silver Stage	95.45%	90.54%	91.78%	83.91%	89.55%
Smith Valley	85.71%	100%	100%	100%	100%
Yerington	85.29%	90.11%	86.46%	86.17%	94.68%



2023-24 school year

★ School Star Ratings

Schools receive points based on student performance across various Indicators and Measures. These points are totaled and divided by the points possible to produce an index score from 1-100. This index score is associated with a one- to five-star school rating. Find more at nevadareportcard.nv.gov

- Cottonwood Elem. - 1
- Dayton Elem. - 2
- East Valley Elem. - 3
- Fernley Elem. - 1
- Riverview Elem. - 1
- Silver Stage Elem. - 1
- Smith Valley Combined Elem. - 2
- Sutro Elem. - 1
- Yerington Elem. - 1

- Fernley IS - 2
- Silverland MS - 1
- Dayton IS - 1
- Silver Stage MS - 1
- Smith Valley Combined MS - 2
- Yerington IS - 2

- Fernley HS - 3
- Dayton HS - 3
- Silver Stage HS - 3
- Smith Valley Combined HS - 4
- Yerington HS - 2



Work Based Learning (WBL)

Opportunities Offered in Lyon CSD

2023-24

LCSD WBL Opportunities:

- Job Shadows
- Internships
- Clinical Experiences
- Supervised Agricultural Experiences
- Simulated Work Experiences
- Student-Based Enterprises
- Pre-Apprenticeships
- CTE Work Experience

Opportunity:	Number of Students	Percentage of students with IEP
Job Shadow	67	18%
Simulated Workplace Experience	410	52%
School Based Enterprise	109	5%
Supervised Agriculture Experience	121	4%
Career Training Including Clinicals	65	1%
Pre-Apprenticeship	3	0%
Internship	66	4%

State Approved Credential Earned - Industry Recognized Credential (IRC):

769 students

Non State Approved Credential Earned- IRC:

229 students


Number of Credentials Earned:

- OSHA 10 - 203
- AWS - 13
- CPR - 32
- ASVAB - 83

Number of Students that participated in CTE Work Experience: **83**

Number of Students that participated in General Work Experience: **233**

In the 2023-24 school year 365 students participated in WBL, of the total number of completers 52% of earned certificates, 89% earned Industry Recognized Credentials, and 48% had WBL experience.



Career & Technical Education (CTE)

Programs Offered in Lyon CSD

Dayton High School

- Baking and Pastry
- Building Construction Tech
- Business Marketing
- Computer Science
- Culinary Arts
- Cybersecurity
- Digital Game Development
- Nursing Assistant
- Teaching & Training

Dayton Intermediate-New 2024/2025

- Building Engineers
- Teening to Adulting (Culinary)

Fernley High School

- Ag/Animal Science/Plant Science/Vet Science
- Accounting & Finance
- Building and Construction Tech
- Business Management
- Design Drafting
- Electronic Technology
- EMT
- Information Technology
- MultiMedia Technology
- Nursing Assistant
- Sports Medicine
- Teaching & Training
- Welding
- Web Design and Development
- Computer Science

Silverland Middle School

- Business Innovators
- Teening to Adulting

Silver Stage High School

- Building Construction Tech
- Computer Science
- Digital Electronics
- Electronic Technology
- Graphic Design
- Principles of Engineering
- Teaching and Training
- Nursing Assistant (beginning 2025/2026)

Silver Stage Middle School

- Digital Designers
- Ag Ventures
- Teening to Adulting (Culinary)
- Building Engineers

Smith Valley School

- Ag Science/Animal Science/Plant Science
- Ag Mechanics Welding and Power Supplies
- Construction Technology
- Sports Med
- Accounting and Finance
- Graphic Design
- Digital Designers
- Ag Ventures

Yerington High School

- Ag Science/Plant Science/Animal Science/Vet Science
- Ag Welding and Power Structure
- Automation Technology
- Advanced Manufacturing
- STEM/Engineering
- Nursing Assistant
- Teaching & Training

Yerington Intermediate School

- Building Engineers
- Everyday Heroes



Budget Information



General Fund Budgeted Revenue

Local*	\$150,000
State	\$117,647,420
Federal	\$200,000
<i>Total</i>	<i>\$117,997,420</i>

*Under new Pupil Centered Public Funding Plan (PCFP) most Local Revenue flows through the State.

General Fund Budgeted Expenditures

Salaries/Wages	\$55,922,511
Benefits	\$24,271,000
Services & Supplies	\$26,842,000
Transfers out	\$21,290,000
Contingency	\$ 1,300,000
<i>Total</i>	<i>\$129,625,511</i>



Appendices:

- **A: LCSD District Performance Plan**
- **B: Student Bill of Rights**
- **C: Mandated Assessments**



Appendix A: LyonCSD DPP 2024-25

2024-25 Lyon CSD District Performance Plan (DPP) One Page Summary

Goal 1: Graduate all students of Lyon County School District to be college, career, and life successful.

Goal 2: Ensure that every student and employee of Lyon County School District exemplifies the "Portrait of a Learner", by demonstrating a commitment to lifelong learning, connected learning, owning their learning, and learning through discovery.

Annual Performance Objective 1: Lyon County School District will show an increase in graduation rates by 1% (2023: 86.41% | 2024: TBD) by the end of the 2024/2025 school year.

Improvement Strategy 1: Progress monitoring (November, February, and April) of IEP goals using a progress monitoring system to ensure students are achieving IEP goals

Action Step's Expected Result/Impact:

- Improvements in data entry
- Improvements in progress monitoring systems
- Increasing student self-concept
- Increase the graduation rate of students with disabilities

Improvement Strategy 2: Through the development of data decision rules (DDR), schools will implement Tier II and III interventions to support students.

Data Decision Rules (must include the following tools):

- Primary (K-6):
NWEA MAP | iReady Diagnostic | Attendance Rate
- Secondary (7-12):
NWEA MAP | iReady Diagnostic | Failure Rate
Credit Sufficiency | Attendance Rate

Action Step's Expected Result/Impact:

- Creation and implementation of a comprehensive intervention tracker
- Check for a 70% response rate to interventions being implemented
- Increasing student self-concept as demonstrated through, failure/benchmark rate, credit/benchmark sufficiency, attendance, NWEA MAP assessment data, and Portrait of a Learner feedback
- Improvements in helping students become lifelong learners, connected learners, discovery learners
- Increase the graduation rate of students who are identified as "at risk"

Improvement Strategy 3: Utilizing the student learning tool to identify the professional development needs of educators to train and coach them toward student-centered learning.

Action Step's Expected Result/Impact:

- Student learning tool
- Educators: Portrait of a Learner survey data
- Student: Portrait of a Learner survey data
- Stakeholder: Portrait of a Learner survey data
- Educators are progressing along the H.A.C.K. continuum

Annual Performance Objective 1: Increase the total number of K-12 work based learning opportunities provided to all students in the Lyon County School District by 10% from 1095 to 1205 during the 2024/2025 school year. K-12 work based learning opportunities include, but are not limited to: CTE Work Experience, General Work Experience, Work Based Learning Activities, Job Shadows, Clinical Experiences, Supervised Agricultural Experiences, and Career Exploration.

Improvement Strategy 1: Train staff to identify work based learning opportunities.

Action Step's Expected Result/Impact:

- Increased staff awareness of work based learning opportunities
- Increased staff awareness of Portrait of a Learner competencies

Improvement Strategy 2: Develop a system to identify work based learning opportunities.

Action Step's Expected Result/Impact:*

See below.

Annual Performance Objective 1: Increase the total number of students participating in K-12 work based learning opportunities in the Lyon County School District by 10% from 4473 to 4920 during the 2024/2025 school year. K-12 work based learning opportunities include, but are not limited to: CTE Work Experience, General Work Experience, Work Based Learning Activities, Job Shadows, Clinical Experiences, Supervised Agricultural Experiences, and Career Exploration.

Improvement Strategy 1: Staff will incorporate work based learning opportunities into Tier I instruction.

Action Step's Expected Result/Impact:*

See below.

Improvement Strategy 2: Incorporate work based learning opportunities into academic plans.

Action Step's Expected Result/Impact:*

- Increased student engagement in their learning
- Increased exposure to a variety of career paths
- Increased network opportunities for students
- Provide students with practical, real-world experiences that prepare them for lifelong learning beyond the classroom.
- Develop skills, knowledge, and mindset needed to adapt to changing circumstances, pursue continuous growth, and navigate their career effectively throughout their lives.
- Increased opportunities to foster connections between students, educators, and employers.
- Students have the opportunity to discover their passions, gain practical insights
- Students have the opportunity to make informed decisions around their interests.

*The Action's Step's Expected Result/Impact is consistent across Goal 2's Objective 1 - Strategy 2, and Objective 2 - Strategies 1 and 2.

Learning for Life | Connected Learners | Student Ownership | Discovery Learning



STUDENT BILL OF RIGHTS



ALL LCSD STUDENTS
HAVE THE ***RIGHT*** TO:

A positive, safe and respectful

LEARNING ENVIRONMENT.

Highly qualified staff

WHO OFFER THEIR BEST EVERY DAY.

Our patience & nonjudgmental guidance
AS THEY LEARN TO NAVIGATE THIS CONFUSING WORLD.

Make mistakes,
UNDERSTAND WHY IT WAS A MISTAKE AND THE OPPORTUNITY TO LEARN FROM THOSE MISTAKES.

Motivating adults
WHO BELIEVE IN THEIR INDIVIDUAL DREAMS AND ARE COMMITTED TO HELPING THEM FULFILL THOSE DREAMS.

Caring adults
WHO SUPPORT AND RESPECT THEM FOR WHO THEY ARE INDIVIDUALLY.

An equitable & diverse education
WITH THE APPROPRIATE RESOURCES TO BE SUCCESSFUL.

Engage
AS INCLUSIVE MEMBERS OF THEIR SCHOOL AND COMMUNITY.

Be heard & have a voice
IN ALL ASPECTS OF THEIR EDUCATION.

Understand existing rules,
THE PURPOSE OF THOSE RULES AND THE OPPORTUNITY TO EXPRESS CONCERNS WITH PERCEIVED INEQUITIES.

Be open, honest & express themselves
IN A RESPECTFUL MANNER.

Authentic, real world learning opportunities
THAT WILL PREPARE THEM FOR THEIR FUTURE.

Board Policy AD: Equitable Access to Education



Appendix C: Mandated Assessments



Assessment Source:

Assessment Name:

of times tested per year

Grade:

Source	Assessment	#/Year	PK	K	1	2	3	4	5	6	7	8	9	10	11	12
Federal	National Assessment Of Educational Progress (NAEP)	1														
State	Smarter Balanced Assessment Consortium (SBAC)	1														
State	Kindergarten Entrance Assessment (KEA)	1														
State	Measure Of Academic Progress (MAP) - Reading <i>As Part Of Read By 3rd Grade</i>	3														
State	Nevada Science Assessment	1														
State	College And Career Readiness Assessment <i>(American College Test (ACT) + Writing)</i>	1														
State	English Language Proficiency Assessment (WIDA) <i>Based On English Language Learner (ELL) Status</i>	1														
State	Career And Technical Education Assessment (CTE) <i>Based On CTE Enrollment</i>	2														
LCSD	Advanced Placement (AP) <i>AP Course Enrollment</i>	1														
LCSD	Measure Of Academic Progress (MAP) In Reading & Math	3														
LCSD	iReady Diagnostic Assessment <i>(Reading & Math)</i>	3														
LCSD	High School Final Exams	2														
LCSD	School Site Common Assessments	Unknown	As Utilized By Schools And Departments													
LCSD	Formative Interim Assessments <i>Identified By The Site MTSS Team.</i>	Unknown														

List of standardized assessments by state





Contact Information:



@lyoncsd

☎ (775) 463-6800

✉ communications@lyoncsd.org

🏠 25 W Goldfield Ave, Yerington, NV 89447

🌐 www.lyoncsd.org