



*Wharton County
Junior College*



Monthly Financial Reports

August 2025



**Wharton County
Junior College**



Revenue & Expenditure Summary

	FISCAL 2025				FISCAL 2024			% OF PRIOR YR ACTUAL
	Current Month	Y-T-D ACTUAL	Budget	% of Budget	Y-T-D ACTUAL	Budget	% of Budget	
Fund 1000								
Revenues:								
State appropriations	\$ -	\$ 10,549,020	\$ 9,305,255	113.37%	\$ 9,390,680	\$ 9,305,255	100.92%	112%
Tuition and Fees	(63,734)	20,853,583	22,663,825	92.01%	19,294,281	20,749,657	92.99%	108%
Advalorem Taxes	147,980	12,743,671	12,147,842	104.90%	10,269,331	9,976,525	102.93%	124%
Mandatory Transfers	22,884	220,211	1,201,254	18.33%	220,677	956,147	23.08%	100%
Non-mandatory Transfers	312,548	312,548	3,398,866	0.00%	-	3,248,940	0.00%	0%
Other Revenues	269,679	1,756,686	815,657	215.37%	2,322,173	1,135,539	204.50%	76%
Total Revenues	689,356	46,435,719	49,532,699	93.75%	41,497,142	45,372,063	91.46%	112%
Expenditures:								
Salaries	1,850,597	21,546,775	24,577,735	87.67%	20,637,963	22,803,829	90.50%	104%
Employee Benefits	522,986	4,905,894	6,243,456	78.58%	4,894,279	6,148,161	79.61%	100%
Capital Expenditures	1,193,018	3,903,363	4,510,094	86.55%	3,448,977	3,168,743	108.84%	113%
Mandatory Transfers	-	-	-	0.00%	-	-	0.00%	0%
Non-mandatory Transfers	-	-	-	0.00%	-	-	0.00%	0%
Other Expenditures	1,429,692	12,506,558	14,201,414	88.07%	11,467,479	13,330,392	86.03%	109%
Total expenditures	4,996,294	42,862,590	49,532,699	86.53%	40,448,697	45,451,125	88.99%	106%
Net increase/ (decrease) in net assets	\$ (4,306,938)	\$ 3,573,129			\$ 1,048,445			
Less Outstanding encumbrances		(309,229)			(1,911,083)			
Net increase less encumbrances		\$ 3,263,900			\$ (862,638)			

* Note: Net student receivables in the amount of \$5,761,992.49 are currently outstanding. Tuition and fees are subject to collection in future periods.

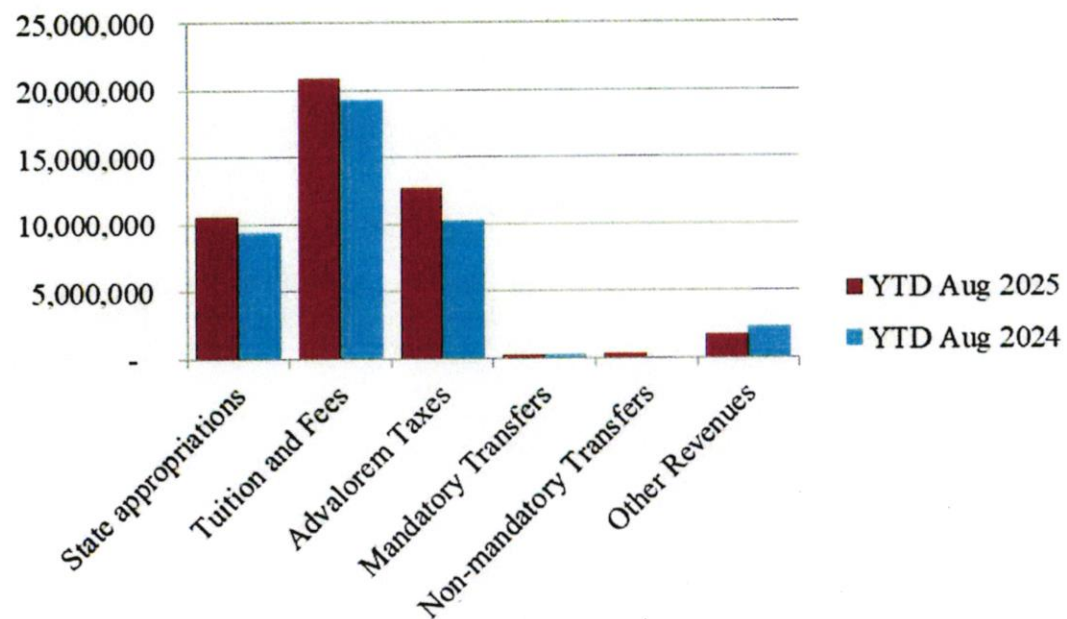
Figures are not final



Wharton County
Junior College



Year to Date Revenues

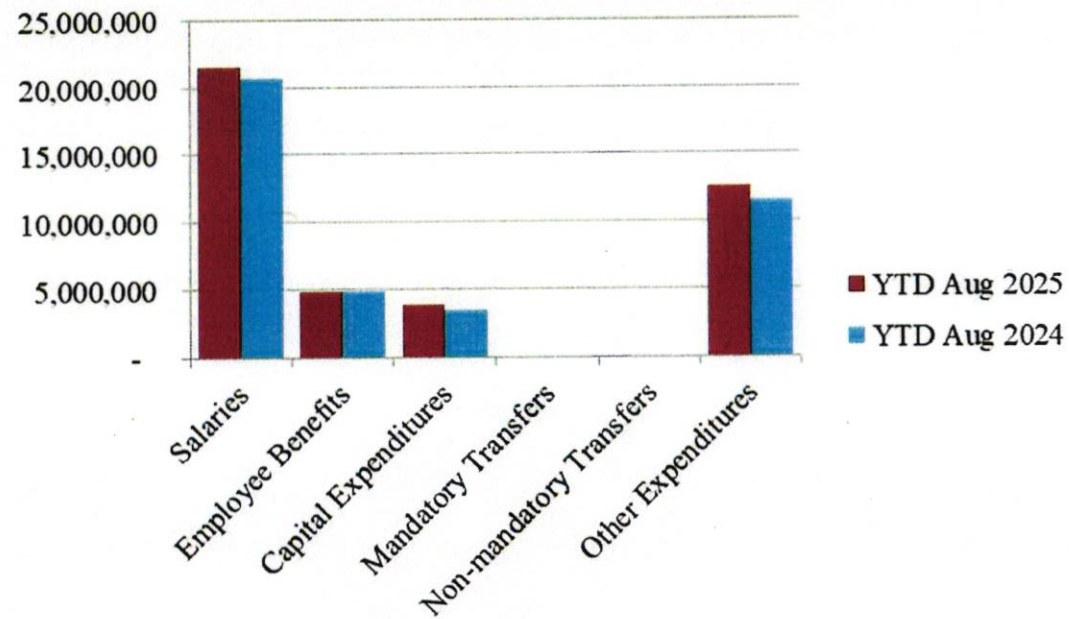




Wharton County
Junior College



Year to Date Expenses

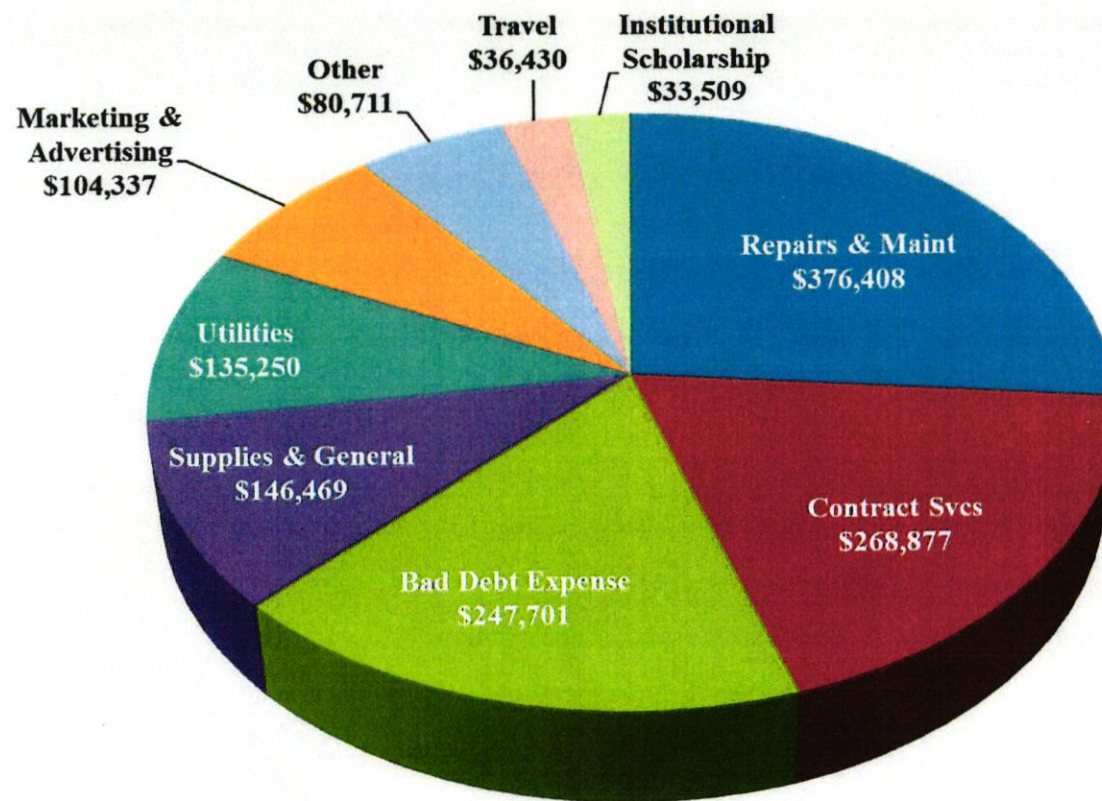




Wharton County
Junior College



Other Expenses for August



- Repairs & Maintenance includes: replacement of fine arts doors, smaller roof repairs, and A/C repairs
- Bad Debt expense \$247k, FY25 was \$235k



**Wharton County
Junior College**



Analysis of Student Receivable Outstanding As of August 31, 2025

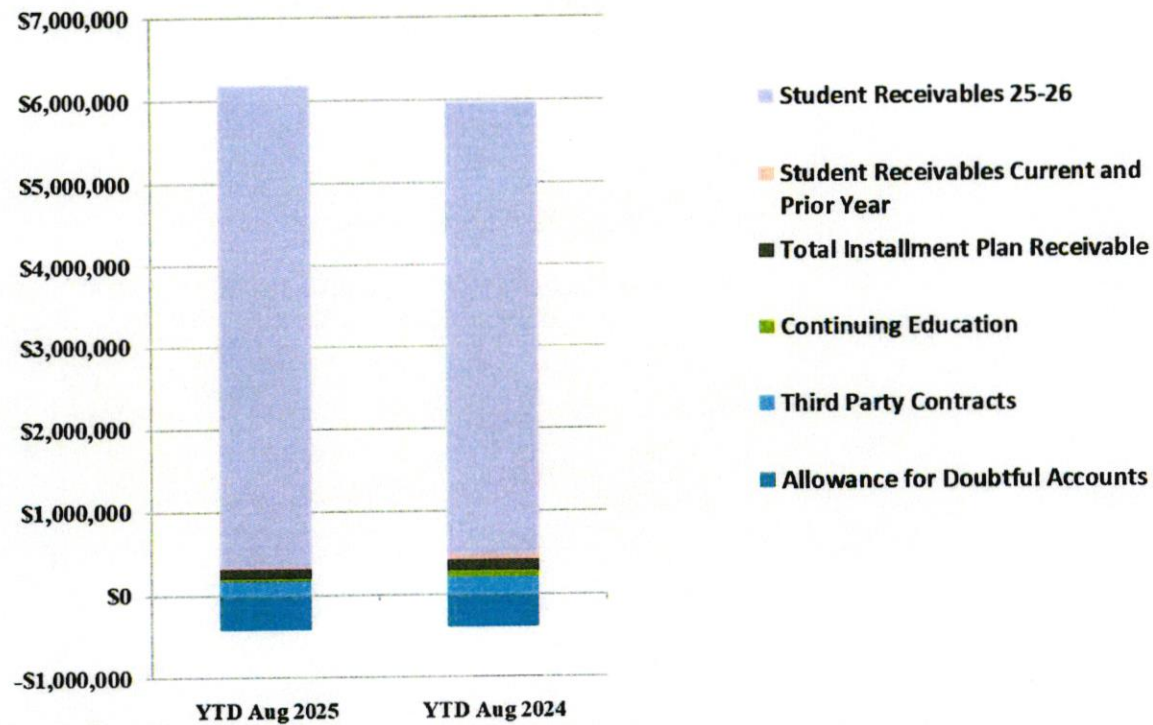
	2025	2024
Student Receivables Current and Prior Yr.	\$ 15,184.82	\$ 63,210.85
Student Receivables 25-26	\$ 5,853,431.91	\$ 5,505,158.11
Installment Plan Receivable Due Fall Semester	\$ 69,653.84	\$ 65,138.72
Installment Plan Receivable Due Spring Semester	36,775.55	47,608.21
Installment Plan Receivable Summer I & II	13,635.09	16,920.68
Installment Plan Receivable Prior Years	0.00	0.00
Total Installment Plan Receivable	<u>\$ 120,064.48</u>	<u>\$ 129,667.61</u>
Third Party Contracts Receivable	\$ 164,139.61	\$ 200,026.95
Continuing Education Receivable	30,074.50	76,789.89
Allowance for Doubtful Accounts	(420,902.83)	(393,894.35)
Net Accounts Receivable	<u>\$ 5,761,992.49</u>	<u>\$ 5,580,959.06</u>



Wharton County
Junior College



AR by Category



COMBINED BALANCE SHEET

(Funds included: GOVERNMENTAL FUND TYPES)

REPORT FGRCOBS
COAS: W
FISCAL YEAR: 25

Wharton County Junior College
Combined Balance Sheet--All Fund Types and Account Groups
31-AUG-2025
(With comparative totals for 31-AUG-2024)
(amounts expressed in dollars)

RUN DATE: 09/06/2025
TIME: 02:33:06 PM
PAGE: 1

Governmental Fund Types

	Auxiliary Enterprise	Current Unrestricted	Restricted Funds	Current Year 2025	Prior Year 2024
ASSETS and OTHER DEBITS:					
ASSETS:					
Cash	97,586	2,807,178	898,073	3,802,837	3,141,994
Cash Investments	705,730	25,700,158	662,679	27,068,567	23,714,717
Accounts Receivable	309,452	5,852,765	5,681	6,167,898	6,026,097
Taxes Receivable		701,889	--	701,889	682,069
Local, St & Fed Agency Receivable		6,953	224,012	230,965	587,332
Deposits		--	--	--	--
Due From Other Funds		312,548	--	312,548	2,215,971
Prepaid Expense		41,589	--	41,589	3,357
Property, Plant & Equipment		--	--	--	--
Deferred Outflows		7,616,786	--	7,616,786	7,616,786
TOTAL ASSETS AND OTHER DEBITS:	1,112,768	43,039,866	1,790,445	45,943,079	43,988,322
Liabilities, equity and other credits					
LIABILITIES:					
Accounts Payable	11,265	1,173,736	115,163	1,300,164	2,142,582
Employee Benefits Payable	615	91,466	--	92,081	123,567
Payroll Taxes Payable		9,476	--	9,476	15,479
Accrued Liabilities		--	--	--	--
Deferred Revenue	369,050	10,545,226	554,282	11,468,558	10,744,848
Long Term Debt		--	--	--	--
Net Pension Liability		9,751,478	--	9,751,478	9,751,478
Net OPEB Liability		23,642,817	--	23,642,817	23,642,817
Lease/SBITA Liab - Long Term		--	--	--	--
Deposits Payable	72,317	15,503	--	87,820	84,695
Due To Other Funds		--	--	--	548,683
Scholarships-Designated Donations		--	92,296	92,296	88,091
Scholarships-Non-designated		--	720,949	720,949	1,233,629
Donatio					
Deferred Inflows		11,847,738	--	11,847,738	11,847,738
TOTAL LIABILITIES:	453,247	57,077,439	1,482,690	59,013,376	60,223,606
EQUITY AND OTHER CREDITS:					
Control Accounts		--	--	--	--
Fund Balances		--	--	--	--
Prior Year Fund Balance		-18,853,512	--	-18,853,512	-19,868,364
Endowment Fund-Original		--	--	--	--
Endowment Fund-Income		--	--	--	--
FB Professional Development		--	--	--	--
FB Salary Equity		--	--	--	--
FB Capital Equipment		--	--	--	--
FB Investment Gain And Loss		--	--	--	--
Fund Balance Receivables		--	--	--	--
Reserved-Undesignated		--	--	--	--
FBTC Operating Fund Balance		--	--	--	--
Plant Fund Balance		--	--	--	--
Bond Fund Balance		--	--	--	--
Scholarship		--	--	--	--
Fund Balance-Rounding Diff		--	--	--	--
Fund Balances:					
Reserve for Encumbrance	3,344	309,229	155,011	467,584	
Fund Balance	656,177	4,506,711	152,744	5,315,632	3,633,080
Reserve For Operations		--	--	--	--
TOTAL EQUITY AND OTHER CREDITS:	659,521	-14,037,573	307,755	-13,070,297	-16,235,284
TOTAL LIABILITIES, EQUITY AND OTHER CREDITS:	1,112,768	43,039,866	1,790,445	45,943,079	43,988,322

REPORT FGRCOBS
COAS: W
FISCAL YEAR: 25

Wharton County Junior College
Combined Balance Sheet--All Fund Types and Account Groups
31-AUG-2025
(With comparative totals for 31-AUG-2024)
(amounts expressed in dollars)

RUN DATE: 09/06/2025
TIME: 02:33:06 PM
PAGE: 3

	Proprietary Fund Types		
	Agency Funds	Current Year 2025	Prior Year 2024
<hr/>			
ASSETS and OTHER DEBITS:			
ASSETS:			
Cash	9,470	9,470	56,093
Cash Investments	204,559	204,559	175,970
Accounts Receivable	-	-	-
Taxes Receivable			
Local, St & Fed Agency Receivable			
Deposits			
Due From Other Funds			2,854
Prepaid Expense			
Property, Plant & Equipment			
Deferred Outflows			
TOTAL ASSETS AND OTHER DEBITS:	214,029	214,029	234,916
<hr/>			
Liabilities, equity and other credits			
LIABILITIES:			
Accounts Payable			
Employee Benefits Payable	-	-	-
Payroll Taxes Payable			
Accrued Liabilities			
Deferred Revenue			
Long Term Debt			
Net Pension Liability			
Net OPEB Liability			
Lease/SBITA Liab - Long Term			
Deposits Payable	205,209	205,209	234,916
Due To Other Funds			
Scholarships-Designated Donations			
Scholarships-Non-designated			
Donatio			
Deferred Inflows			
TOTAL LIABILITIES:	205,209	205,209	234,916
<hr/>			
EQUITY AND OTHER CREDITS:			
Control Accounts	8,821	8,821	
Fund Balances			
Prior Year Fund Balance			
Endowment Fund-Original			
Endowment Fund-Income			
FB Professional Development			
FB Salary Equity			
FB Capital Equipment			
FB Investment Gain And Loss			
Fund Balance Receivables			
Reserved-Undesignated			
FBTC Operating Fund Balance			
Plant Fund Balance			
Bond Fund Balance			
Scholarship			
Fund Balance-Rounding Diff			
Fund Balances:			
Reserve for Encumbrance			
Fund Balance			
Reserve For Operations			
TOTAL EQUITY AND OTHER CREDITS:	8,821	8,821	
<hr/>			
TOTAL LIABILITIES, EQUITY AND OTHER CREDITS:	214,029	214,029	234,916
<hr/>			

REPORT FGRCOBS
COAS: W
FISCAL YEAR: 25

Wharton County Junior College
Combined Balance Sheet--All Fund Types and Account Groups
31-AUG-2025
(With comparative totals for 31-AUG-2024)
(amounts expressed in dollars)

RUN DATE: 09/06/2025
TIME: 02:33:06 PM
PAGE: 5

	Fiduciary Fund Types			
	Endowment Funds	Quasi Endowment Fund	Current Year 2025	Prior Year 2024
ASSETS and OTHER DEBITS:				
ASSETS:				
Cash	94,074	--	94,074	59,090
Cash Investments	14,700,755	--	14,700,755	14,284,941
Accounts Receivable	25,421	--	25,421	34,102
Taxes Receivable		--		
Local, St & Fed Agency Receivable		--		
Deposits		--		
Due From Other Funds		--		
Prepaid Expense		--		
Property, Plant & Equipment		--		
Deferred Outflows		--		
TOTAL ASSETS AND OTHER DEBITS:	14,820,251		14,820,251	14,378,133
Liabilities, equity and other credits				
LIABILITIES:				
Accounts Payable		--		3,334
Employee Benefits Payable		--		
Payroll Taxes Payable		--		
Accrued Liabilities		--		
Deferred Revenue		--		
Long Term Debt		--		
Net Pension Liability		--		
Net OPEB Liability		--		
Lease/SBITA Liab - Long Term		--		
Deposits Payable		--		
Due To Other Funds		--		237,527
Scholarships-Designated Donations		--		
Scholarships-Non-designated		--		
Donatio				
Deferred Inflows		--		
TOTAL LIABILITIES:				240,861
EQUITY AND OTHER CREDITS:				
Control Accounts		--		
Fund Balances		--		
Prior Year Fund Balance		--		
Endowment Fund-Original		--		
Endowment Fund-Income		--		
FB Professional Development		--		
FB Salary Equity		--		
FB Capital Equipment		--		
FB Investment Gain And Loss		--		
Fund Balance Receivables		--		
Reserved-Undesignated		--		
FBTC Operating Fund Balance		--		
Plant Fund Balance		--		
Bond Fund Balance		--		
Scholarship		--		
Fund Balance-Rounding Diff		--		
Fund Balances:				
Reserve for Encumbrance		--		
Fund Balance	14,820,251	--	14,820,251	14,137,272
Reserve For Operations		--		
TOTAL EQUITY AND OTHER CREDITS:	14,820,251		14,820,251	14,137,272
TOTAL LIABILITIES, EQUITY AND OTHER CREDITS:	14,820,251		14,820,251	14,378,133

REPORT FGRCOBS
COAS: W
FISCAL YEAR: 25

Wharton County Junior College
Combined Balance Sheet--All Fund Types and Account Groups
31-AUG-2025
(With comparative totals for 31-AUG-2024)
(amounts expressed in dollars)

RUN DATE: 09/06/2025
TIME: 02:33:06 PM
PAGE: 7

	Account Groups					
	Investment in Plant Fund	Debt Retirement Bond Fund	Repair and Replacement	Unexpended Plant Fund	Current Year 2025	Prior Year 2024
ASSETS and OTHER DEBITS:						
ASSETS:						
Cash	6,000	240	7,701,324	-7,610,242	97,322	163,680
Cash Investments		445,312	--	10,837,042	11,282,355	12,164,164
Accounts Receivable		--	--	27,126	27,126	24,113
Taxes Receivable		--	--	--	--	--
Local, St & Fed Agency Receivable		--	--	--	--	--
Deposits		--	--	--	--	--
Due From Other Funds		--	--	--	--	--
Prepaid Expense		--	--	--	--	--
Property, Plant & Equipment	53,214,555	--	--	--	53,214,555	49,032,743
Deferred Outflows		--	--	--	--	--
TOTAL ASSETS AND OTHER DEBITS:	53,220,555	445,553	7,701,324	3,253,926	64,621,358	61,384,700
Liabilities, equity and other credits						
LIABILITIES:						
Accounts Payable		--	--	--	--	--
Employee Benefits Payable		--	--	--	--	--
Payroll Taxes Payable		--	--	--	--	--
Accrued Liabilities	2,579,576	--	--	--	2,579,576	2,579,576
Deferred Revenue		--	--	--	--	--
Long Term Debt		--	--	--	--	--
Net Pension Liability		--	--	--	--	--
Net OPEB Liability		--	--	--	--	--
Lease/SBITA Liab - Long Term	7,550,278	--	--	--	7,550,278	7,550,278
Deposits Payable		--	--	--	--	--
Due To Other Funds		--	--	312,548	312,548	1,432,615
Scholarships-Designated Donations		--	--	--	--	--
Scholarships-Non-designated		--	--	--	--	--
Donatio		--	--	--	--	--
Deferred Inflows		--	--	--	--	--
TOTAL LIABILITIES:	10,129,853			312,548	10,442,401	11,562,468
EQUITY AND OTHER CREDITS:						
Control Accounts		--	--	--	--	--
Fund Balances		--	--	--	--	--
Prior Year Fund Balance		--	--	--	--	--
Endowment Fund-Original		--	--	--	--	--
Endowment Fund-Income		--	--	--	--	--
FB Professional Development		--	--	--	--	--
FB Salary Equity		--	--	--	--	--
FB Capital Equipment	47,704,047	--	--	--	47,704,047	43,522,235
FB Investment Gain And Loss		--	--	--	--	--
Fund Balance Receivables		--	--	--	--	--
Reserved-Undesignated		--	--	--	--	--
FBTC Operating Fund Balance		--	--	--	--	--
Plant Fund Balance		--	--	--	--	--
Bond Fund Balance		--	--	--	--	--
Scholarship		--	--	--	--	--
Fund Balance-Rounding Diff		--	--	--	--	--
Fund Balances:						
Reserve for Encumbrance		--	--	--	--	--
Fund Balance	-2,865,875	445,553	7,017,107	1,878,125	6,474,910	6,299,997
Reserve For Operations		--	--	--	--	--
TOTAL EQUITY AND OTHER CREDITS:	44,838,172	445,553	7,017,107	1,878,125	54,178,956	49,822,232
TOTAL LIABILITIES, EQUITY AND OTHER CREDITS:	54,968,025	445,553	7,017,107	2,190,673	64,621,358	61,384,700

REPORT FGRCOBS
COAS: W
FISCAL YEAR: 25

Wharton County Junior College
Combined Balance Sheet--All Fund Types and Account Groups
31-AUG-2025
(With comparative totals for 31-AUG-2024)
(amounts expressed in dollars)

RUN DATE: 09/06/2025
TIME: 02:33:06 PM
PAGE: 9

Memorandum Only

	Current Year 2025	Prior Year 2024
ASSETS and OTHER DEBITS:		
ASSETS:		
Cash	4,003,703	3,420,858
Cash Investments	53,256,236	50,339,790
Accounts Receivable	6,220,446	6,084,311
Taxes Receivable	701,889	682,069
Local, St & Fed Agency Receivable	230,966	587,332
Deposits		
Due From Other Funds	312,548	2,218,825
Prepaid Expense	41,589	3,357
Property, Plant & Equipment	53,214,555	49,032,743
Deferred Outflows	7,616,786	7,616,786
TOTAL ASSETS AND OTHER DEBITS:	125,598,717	119,986,071
Liabilities, equity and other credits		
LIABILITIES:		
Accounts Payable	1,300,164	2,145,916
Employee Benefits Payable	92,081	123,567
Payroll Taxes Payable	9,476	15,479
Accrued Liabilities	2,579,576	2,579,576
Deferred Revenue	11,468,558	10,744,848
Long Term Debt		
Net Pension Liability	9,751,478	9,751,478
Net OPEB Liability	23,642,817	23,642,817
Lease/SBITA Liab - Long Term	7,550,278	7,550,278
Deposits Payable	293,029	319,611
Due To Other Funds	312,548	2,218,825
Scholarships-Designated Donations	92,296	88,091
Scholarships-Non-designated	720,949	1,233,629
Donatio		
Deferred Inflows	11,847,738	11,847,738
TOTAL LIABILITIES:	69,660,986	72,261,852
EQUITY AND OTHER CREDITS:		
Control Accounts	8,821	
Fund Balances		
Prior Year Fund Balance	-18,853,512	-19,868,364
Endowment Fund-Original		
Endowment Fund-Income		
FB Professional Development		
FB Salary Equity		
FB Capital Equipment	47,704,047	43,522,235
FB Investment Gain And Loss		
Fund Balance Receivables	-	-
Reserved-Undesignated		
FBTC Operating Fund Balance		
Plant Fund Balance		
Bond Fund Balance		
Scholarship		
Fund Balance-Rounding Diff	-	-
Fund Balances:		
Reserve for Encumbrance	467,584	
Fund Balance	26,610,793	24,070,349
Reserve For Operations		
TOTAL EQUITY AND OTHER CREDITS:	55,937,731	47,724,219
TOTAL LIABILITIES, EQUITY AND OTHER CREDITS:	125,598,717	119,986,071