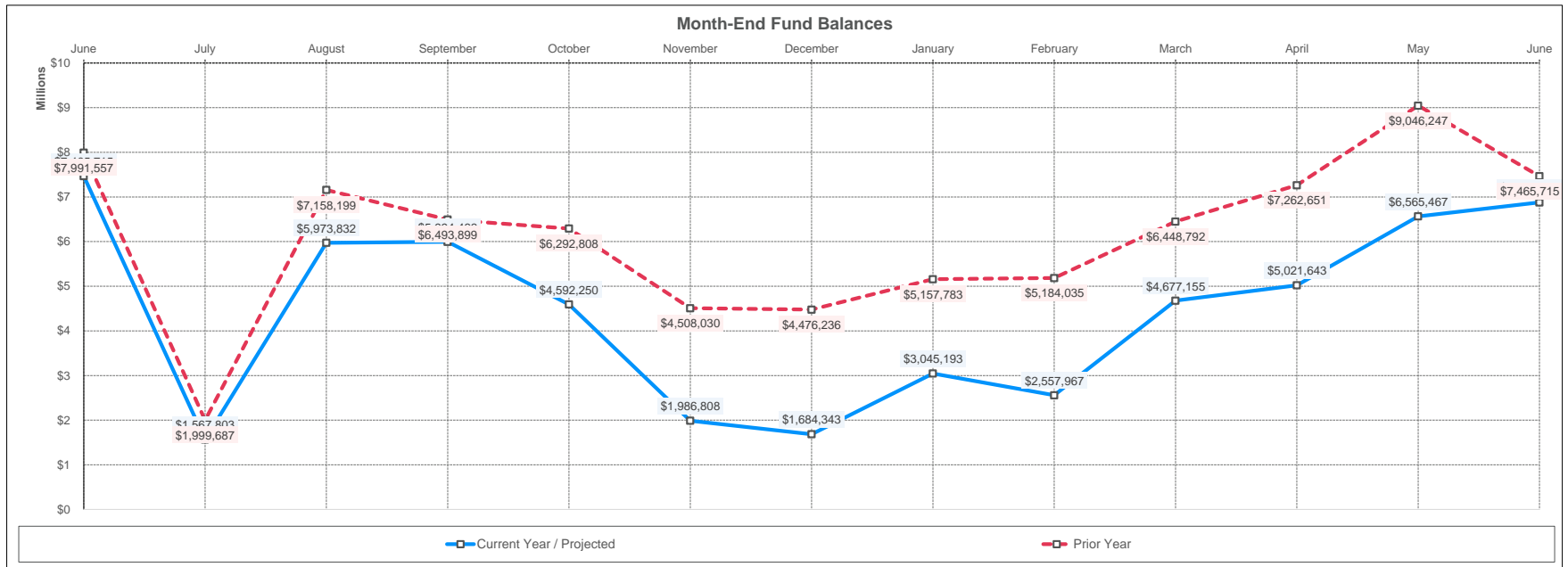


# General Fund

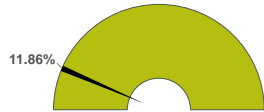
For the Period Ending December 31, 2021



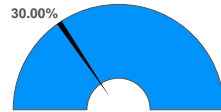
# General Fund | Revenue Dashboard Summary

For the Period Ending December 31, 2021

**Projected Year-End Balances as % of Budgeted Revenue**

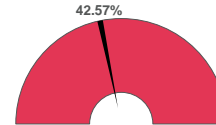


**Actual YTD Revenues**



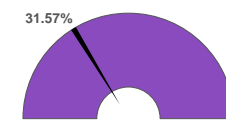
*Projected YTD Revenues*  
31.03%

**Actual YTD by Local Sources**



*Projected YTD Local Sources*  
43.63%

**Actual YTD by State Sources**

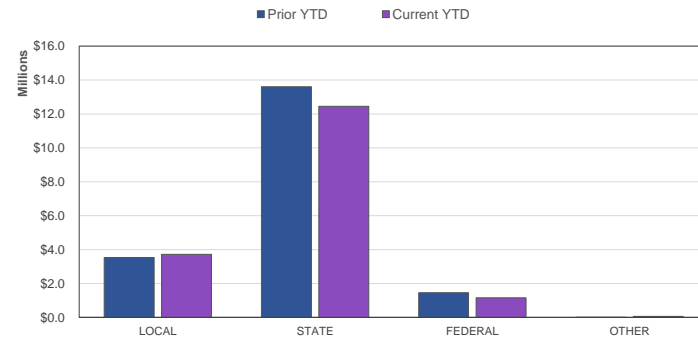


*Projected YTD State Sources*  
31.91%

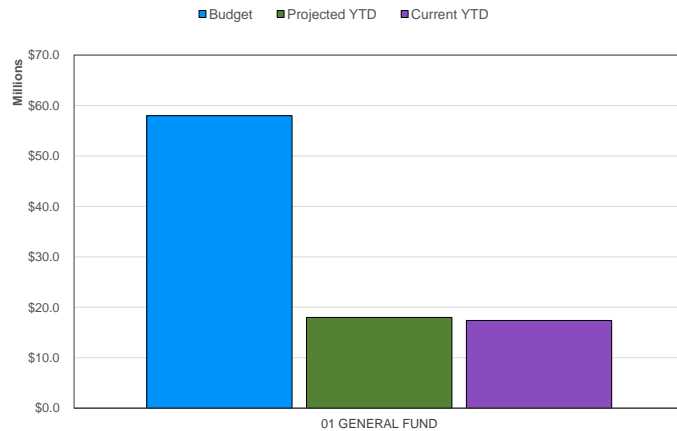
**Top 10 General Fund Sources of Revenue (Year-to-Date)**

General Education Aid	\$10,426,132.93
Property Tax Levy, General	\$3,191,414.53
State Aid For Special Education	\$1,911,810.17
Federal Aid/Mde (Requires Fin)	\$1,158,342.62
Rent	\$109,500.00
Fees From Patrons	\$91,239.00
Misc Rev From Local Sources	\$88,087.40
Endowment Fund Apportionment	\$69,162.55
Admissions & Student Activity Rev	\$54,027.73
Ma Rev/Dept Of Human Svcs	\$45,122.34
<b>Percent of Total Revenues Year-to-Date</b>	<b>98.57%</b>

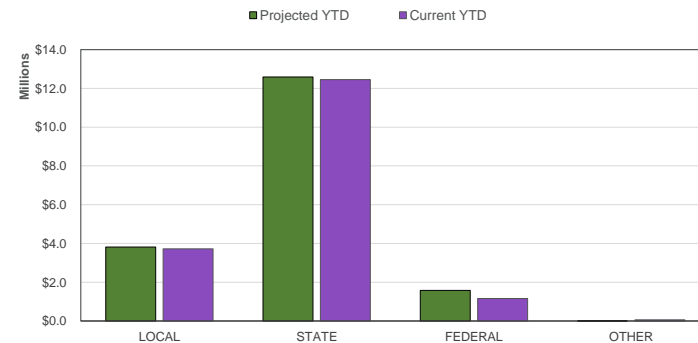
**Revenue by Source | Prior YTD vs. Current YTD**



**Total Revenue | Budget / Projected YTD / Current YTD**



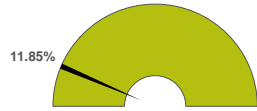
**Revenue by Source | Projected YTD vs. Current YTD**



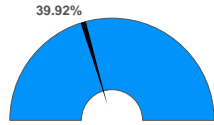
# General Fund | Expenditure Dashboard Summary

For the Period Ending December 31, 2021

Projected Year-End Balances as % of Budgeted Expenditures

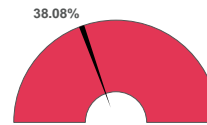


Actual YTD Expenditures



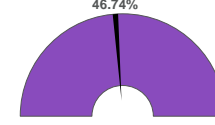
Projected YTD Expenditures  
37.92%

Actual YTD Salaries / Benefits



Projected YTD Salaries / Benefits  
36.35%

Actual YTD Other Objects

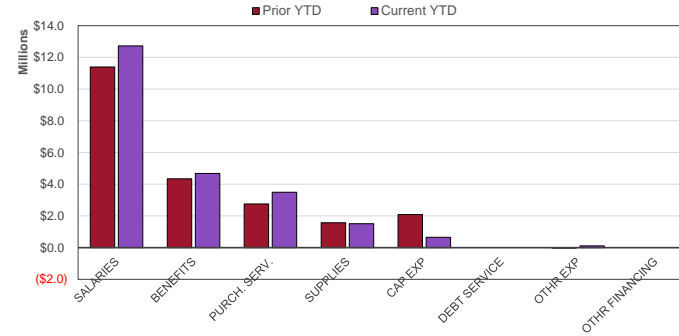


Projected YTD Other Objects  
43.76%

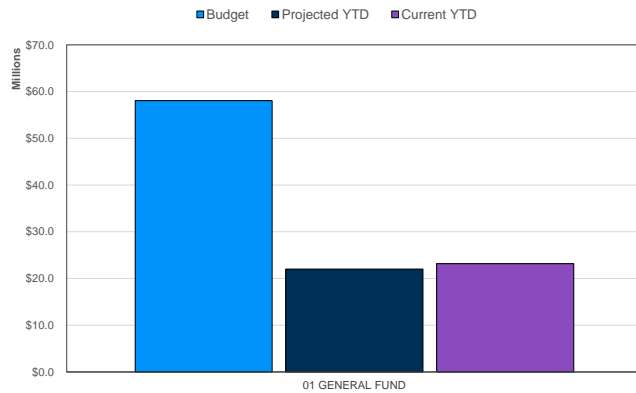
Top 10 General Fund Expenditures by Program (Year-to-Date)

Licensed Classroom Teacher	\$6,303,979.83
Health Insurance	\$1,906,097.14
Non,Instructional Support	\$1,553,494.78
Transport Contr <=\$25,000	\$1,396,131.22
Administration/Supervision	\$1,310,700.60
Fica/Medicare	\$933,975.09
Tra	\$745,481.97
Certified Para/Pca	\$702,936.21
Other Licensed/Certified Salary	\$691,810.45
Tax Advantage Employer Hlth Argmt	\$477,191.65
<b>Percent of Total Expenditures Year-to-Date</b>	<b>69.14%</b>

Expenditures by Object | Prior YTD vs. Current YTD



Expenditures by Fund | Budget / Projected YTD / Current YTD



Expenditures by Object | Projected YTD vs. Current YTD

