



*Wharton County
Junior College*



Monthly Financial Reports

February 2022



Revenue & Expenditure Summary

	FISCAL 2022				FISCAL 2021				% OF PRIOR YR ACTUAL
	Current Month	Y-T-D ACTUAL	Budget	% of Budget	Y-T-D ACTUAL	Budget	% of Budget		
Fund 1000									
Revenues:									
State appropriations	\$ -	\$ 4,001,261	\$ 9,305,255	43.00%	\$ 4,148,621	\$ 9,645,283	43.01%	96%	
Tuition and Fees	(225)	14,804,776	19,874,485	74.49%	15,739,923	20,193,815	77.94%	94%	
Advalorem Taxes	1,300,575	7,304,093	7,675,517	95.16%	7,017,022	7,232,397	97.02%	104%	
Mandatory Transfers	-	-	327,215	0.00%	-	2,485,869	0.00%	0%	
Non-mandatory Transfers	899,769	899,769	2,725,596	33.01%	-	33,220	0.00%	0%	
Other Revenues	(182,915)	(188,307)	442,053	-42.60%	106,909	443,083	24.13%	-176%	
Total Revenues	2,017,204	26,821,591	40,350,121	66.47%	27,012,474	40,033,667	67.47%	99%	
Expenditures:									
Salaries	1,721,504	10,539,673	23,212,016	45.41%	10,664,508	23,529,348	45.32%	99%	
Employee Benefits	407,155	2,330,676	5,974,322	39.01%	2,343,539	5,876,122	39.88%	99%	
Capital Expenditures	19,586	19,586	138,016	14.19%	13,119	152,627	8.60%	149%	
Mandatory Transfers	-	183,344	367,800	49.85%	182,424	365,800	49.87%	101%	
Non-mandatory Transfers	-	-	-	-	-	-	0.00%	0%	
Other Expenditures	774,616	4,826,676	10,657,967	45.29%	3,957,921	10,109,770	39.15%	122%	
Total expenditures	2,922,861	17,899,955	40,350,121	44.36%	17,161,511	40,033,667	42.87%	104%	
Net increase/ (decrease) in net assets	\$ (905,657)	\$ 8,921,636			\$ 9,850,963				
Less Outstanding encumbrances		(1,502,135)			(1,243,034)				
Net increase less encumbrances		\$ 7,419,501			\$ 8,607,930				

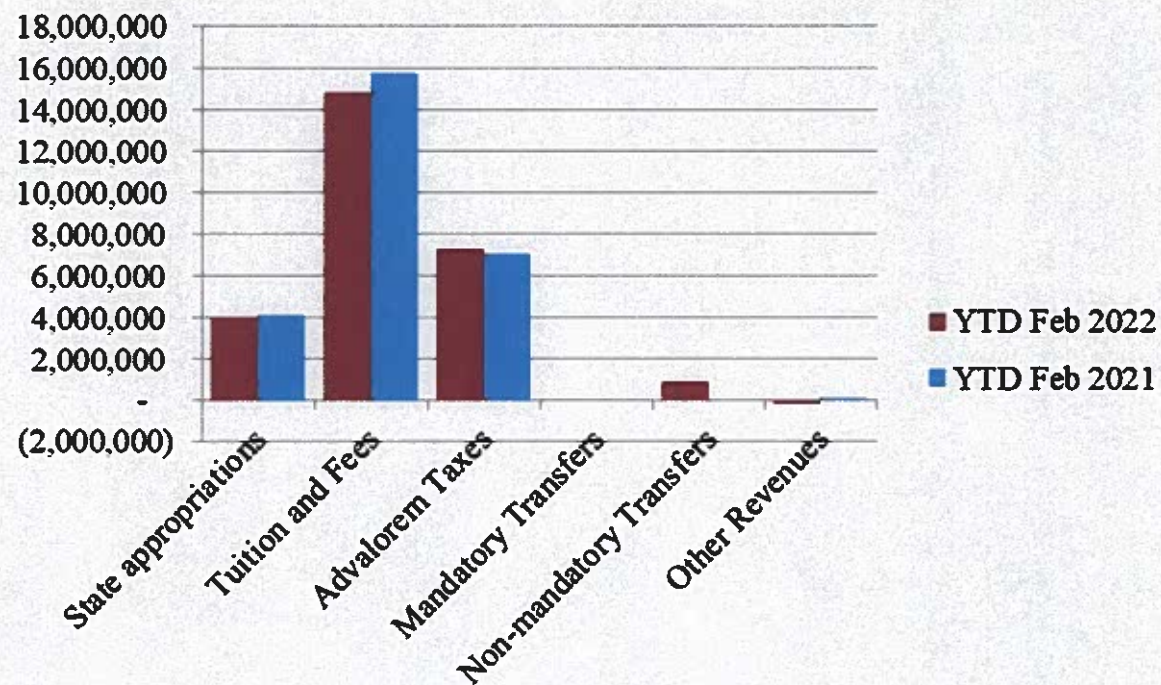
* Note: Net student receivables in the amount of \$935,711.12 are currently outstanding. Tuition and fees are subject to collection in future periods.



Wharton County
Junior College



Year to Date Revenues

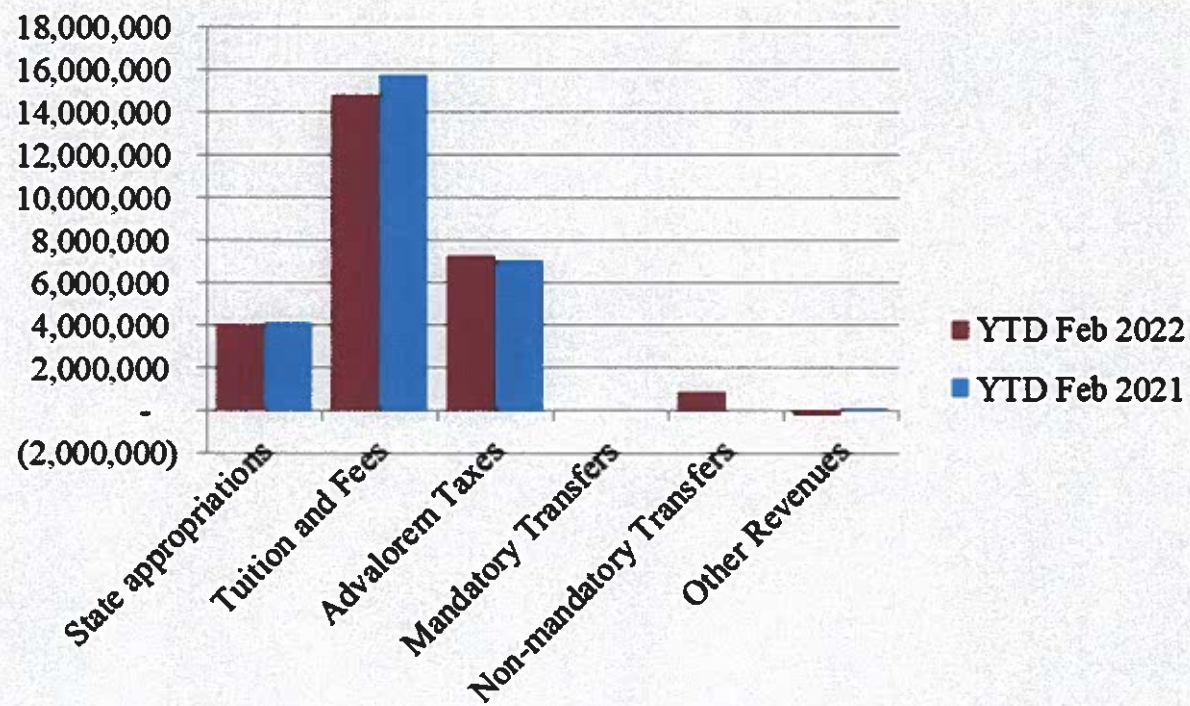




Wharton County
Junior College



Year to Date Expenses

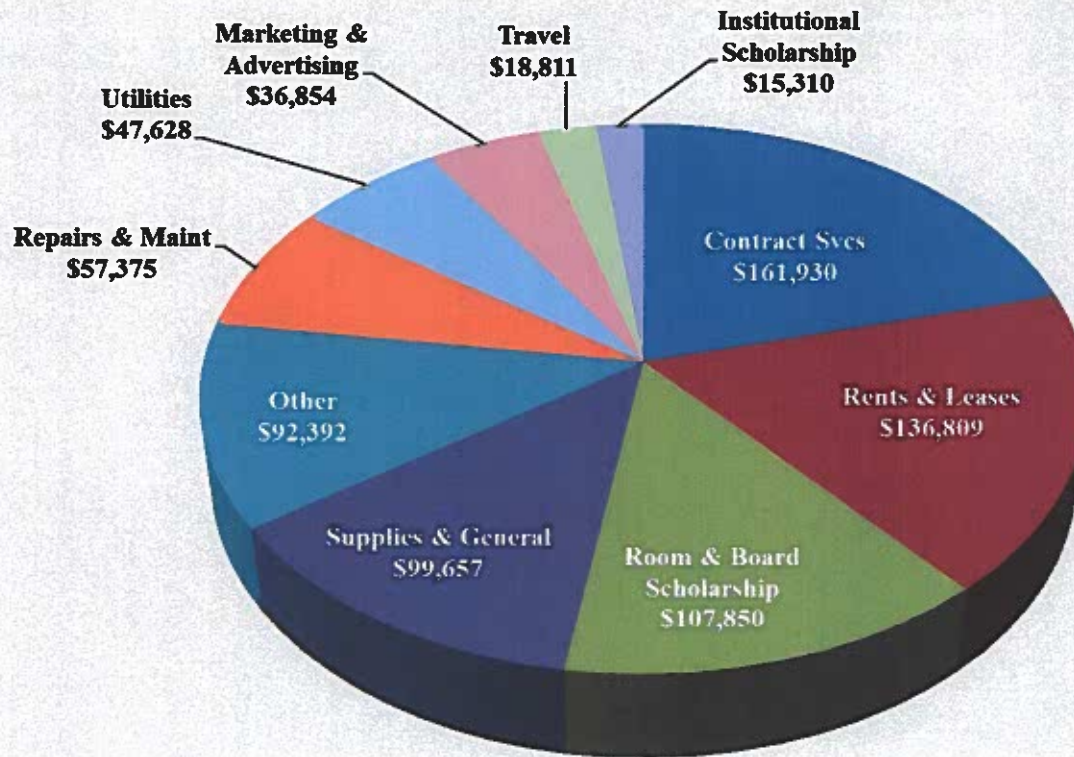




Wharton County
Junior College



Other Expenses for February



- Contract services include \$103k to University of Houston for shared library services



Wharton County
Junior College



Analysis of Student Receivable Outstanding As of February 28, 2022

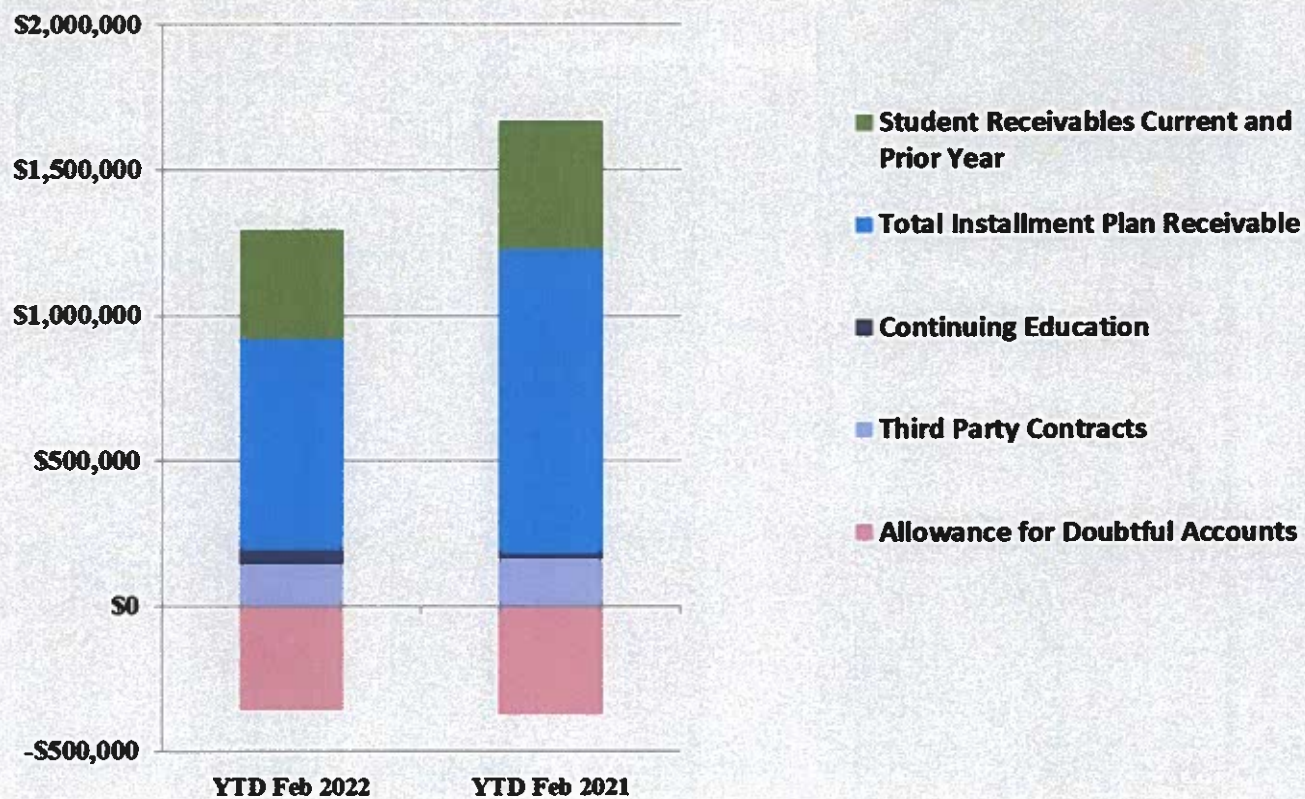
	2022	2021
Student Receivables Current and Prior Yr.	\$ 371,023.59	\$ 438,119.63
Installment Plan Receivable Due Fall Semester	\$ 45,788.71	\$ 183,324.12
Installment Plan Receivable Due Spring Semester	511,524.44	770,419.91
Installment Plan Receivable Prior Years	171,869.88	92,919.38
Total Installment Plan Receivable	\$ 729,183.03	\$ 1,046,663.41
Third Party Contracts Receivable	\$ 144,943.01	\$ 164,075.70
Continuing Education Receivable	47,498.00	16,520.00
Allowance for Doubtful Accounts	(356,936.51)	(373,298.07)
Net Accounts Receivable	\$ 935,711.12	\$ 1,292,080.67



Wharton County
Junior College



AR by Category



COMBINED BALANCE SHEET

(Funds included: GOVERNMENTAL FUND TYPES)

Wharton County Junior College
Combined Balance Sheet--All Fund Types and Account Groups
28-FEB-2022
(With comparative totals for 28-FEB-2021)
(amounts expressed in dollars)

Governmental Fund Types

	Auxiliary Enterprise	Restricted Funds	Current Unrestricted	Current Year 2022	Prior Year 2021
ASSETS and OTHER DEBITS:					
ASSETS:					
Cash	412,796	-177,450	3,485,387	3,720,734	4,668,263
Cash Investments	305,448	396,380	22,485,789	23,187,617	21,285,723
Accounts Receivable	39,358	5,681	964,666	1,009,705	1,335,448
Taxes Receivable		--	602,841	602,841	482,081
Local, St & Fed Agency Receivable		340,029	--	340,029	172,420
Deposits		--	--	--	--
Due From Other Funds	6,717	576,178	--	582,895	12,676
Prepaid Expense	39,679	--	--	39,679	39,679
Property, Plant & Equipment		--	--	--	--
Deferred Outflows		--	11,262,749	11,262,749	10,199,905
TOTAL ASSETS AND OTHER DEBITS:	803,997	1,140,818	38,801,432	40,746,247	38,196,194
Liabilities, equity and other credits					
LIABILITIES:					
Accounts Payable	1,282	80,722	128,108	210,113	172,686
Employee Benefits Payable	933	--	228,466	229,399	189,140
Payroll Taxes Payable		--	-1,678	-1,678	-222
Accrued Liabilities		--	--	--	--
Deferred Revenue		668,898	--	668,898	751,492
Long Term Debt		--	--	--	--
Net Pension Liability		--	9,228,835	9,228,835	8,860,813
Net OPEB Liability		--	29,644,663	29,644,663	27,673,977
Deposits Payable	62,185	--	11,878	74,063	65,663
Due To Other Funds		--	582,895	582,895	12,676
Scholarships-Designated Donations		44,062	--	44,062	-3,951
Scholarships-Non-designated		392,420	--	392,420	183,304
Donatio					
Deferred Inflows		--	9,370,516	9,370,516	9,436,008
TOTAL LIABILITIES:	64,400	1,186,103	49,193,683	50,444,187	47,341,587
EQUITY AND OTHER CREDITS:					
Control Accounts		--	--	--	--
Fund Balances		--	--	--	--
Prior Year Fund Balance		--	-19,412,977	-19,412,977	-19,417,360
Endowment Fund-Original		--	--	--	--
Endowment Fund-Income		--	--	--	--
FB Professional Development		--	--	--	--

REPORT FGRCOBS
COAS: W
FISCAL YEAR: 22

Wharton County Junior College
Combined Balance Sheet--All Fund Types and Account Groups
28-FEB-2022
(With comparative totals for 28-FEB-2021)
(amounts expressed in dollars)

RUN DATE: 03/09/2022
TIME: 10:03:20 AM
PAGE: 2

Governmental Fund Types

	Auxiliary Enterprise	Restricted Funds	Current Unrestricted	Current Year 2022	Prior Year 2021
EQUITY AND OTHER CREDITS:					
FB Salary Equity		--	--		
FB Capital Equipment		--	--		
FB Investment Gain And Loss		--	--		
Fund Balance Receivables		--	--	-	-
Reserved-Undesignated		--	--		
FBTC Operating Fund Balance		--	--		
Plant Fund Balance		--	--		
Bond Fund Balance		--	--		
Scholarship		--	--		
Fund Balance-Rounding Diff		-	--	-	-
Fund Balances:					
Reserve for Encumbrance	40,032	1,595,876	1,502,135	3,138,043	1,798,560
Fund Balance	699,565	-1,641,161	7,518,591	6,576,995	8,473,406
Reserve For Operations		--	--		
TOTAL EQUITY AND OTHER CREDITS:	739,597	-45,285	-10,392,251	-9,697,939	-9,145,393
TOTAL LIABILITIES, EQUITY AND OTHER CREDITS:	803,997	1,140,818	38,801,432	40,746,247	38,196,194

Proprietary Fund Types

	Agency Funds	Current Year 2022	Prior Year 2021
ASSETS and OTHER DEBITS:			
ASSETS:			
Cash	191,756	191,756	212,074
Cash Investments	59,126	59,126	59,110
Accounts Receivable	-	-	-
Taxes Receivable	-	-	-
Local, St & Fed Agency Receivable	-	-	-
Deposits	-	-	-
Due From Other Funds	-	-	-
Prepaid Expense	-	-	-
Property, Plant & Equipment	-	-	-
Deferred Outflows	-	-	-
TOTAL ASSETS AND OTHER DEBITS:	250,882	250,882	271,184
Liabilities, equity and other credits			
LIABILITIES:			
Accounts Payable	-	-	-
Employee Benefits Payable	-	-	-
Payroll Taxes Payable	-	-	-
Accrued Liabilities	-	-	-
Deferred Revenue	-	-	-
Long Term Debt	-	-	-
Net Pension Liability	-	-	-
Net OPEB Liability	-	-	-
Deposits Payable	250,671	250,671	269,798
Due To Other Funds	-	-	-
Scholarships-Designated Donations	-	-	-
Scholarships-Non-designated	-	-	-
Donatio			
Deferred Inflows	-	-	-
TOTAL LIABILITIES:	250,671	250,671	269,798
EQUITY AND OTHER CREDITS:			
Control Accounts	211	211	1,385
Fund Balances	-	-	-
Prior Year Fund Balance	-	-	-
Endowment Fund-Original	-	-	-
Endowment Fund-Income	-	-	-
FB Professional Development	-	-	-

REPORT FGRCOBS
COAS: W
FISCAL YEAR: 22

Wharton County Junior College
Combined Balance Sheet--All Fund Types and Account Groups
28-FEB-2022
(With comparative totals for 28-FEB-2021)
(amounts expressed in dollars)

RUN DATE: 03/09/2022
TIME: 10:03:20 AM
PAGE: 4

Proprietary Fund Types

Agency Funds	Current Year 2022	Prior Year 2021
<hr/>		
EQUITY AND OTHER CREDITS:		
FB Salary Equity		
FB Capital Equipment		
FB Investment Gain And Loss		
Fund Balance Receivables		
Reserved-Undesignated		
FBTC Operating Fund Balance		
Plant Fund Balance		
Bond Fund Balance		
Scholarship		
Fund Balance-Rounding Diff		
Fund Balances:		
Reserve for Encumbrance		
Fund Balance		
Reserve For Operations		
TOTAL EQUITY AND OTHER CREDITS:	211	211
		1,385
TOTAL LIABILITIES,	250,882	250,882
EQUITY AND OTHER CREDITS:		271,184
<hr/>		

REPORT FGRCOBS
COAS: W
FISCAL YEAR: 22

Wharton County Junior College
Combined Balance Sheet--All Fund Types and Account Groups
28-FEB-2022
(With comparative totals for 28-FEB-2021)
(amounts expressed in dollars)

RUN DATE: 03/09/2022
TIME: 10:03:20 AM
PAGE: 5

Fiduciary Fund Types

	Quasi Endowment Fund	Endowment Funds	Current Year 2022	Prior Year 2021
ASSETS and OTHER DEBITS:				
ASSETS:				
Cash		822,466	822,466	1,738,447
Cash Investments		12,568,034	12,568,034	10,816,129
Accounts Receivable		24,881	24,881	
Taxes Receivable		--		
Local, St & Fed Agency Receivable		--		
Deposits		--		
Due From Other Funds		--		
Prepaid Expense		--		
Property, Plant & Equipment		--		
Deferred Outflows		--		
TOTAL ASSETS AND OTHER DEBITS:		13,415,382	13,415,382	12,554,576
Liabilities, equity and other credits				
LIABILITIES:				
Accounts Payable		--		
Employee Benefits Payable		--		
Payroll Taxes Payable		--		
Accrued Liabilities		--		
Deferred Revenue		--		
Long Term Debt		--		
Net Pension Liability		--		
Net OPEB Liability		--		
Deposits Payable		--		
Due To Other Funds		--		
Scholarships-Designated Donations		--		
Scholarships-Non-designated		--		
Donatio		--		
Deferred Inflows		--		
TOTAL LIABILITIES:				
EQUITY AND OTHER CREDITS:				
Control Accounts		--		
Fund Balances		--		
Prior Year Fund Balance		--		
Endowment Fund-Original		--		
Endowment Fund-Income		--		
FB Professional Development		--		

REPORT FGRCOBS
COAS: W
FISCAL YEAR: 22

Wharton County Junior College
Combined Balance Sheet--All Fund Types and Account Groups
28-FEB-2022
(With comparative totals for 28-FEB-2021)
(amounts expressed in dollars)

RUN DATE: 03/09/2022
TIME: 10:03:20 AM
PAGE: 6

Fiduciary Fund Types

	Quasi Endowment Fund	Endowment Funds	Current Year 2022	Prior Year 2021
EQUITY AND OTHER CREDITS:				
FB Salary Equity		--		
FB Capital Equipment		--		
FB Investment Gain And Loss		--		
Fund Balance Receivables		--		
Reserved-Undesignated		--		
FBTC Operating Fund Balance		--		
Plant Fund Balance		--		
Bond Fund Balance		--		
Scholarship		--		
Fund Balance-Rounding Diff		--		
Fund Balances:				
Reserve for Encumbrance		--		
Fund Balance		13,415,382	13,415,382	12,554,576
Reserve For Operations		--		
TOTAL EQUITY AND OTHER CREDITS:		13,415,382	13,415,382	12,554,576
TOTAL LIABILITIES, EQUITY AND OTHER CREDITS:		13,415,382	13,415,382	12,554,576

Account Groups						
	Repair and Replacement	Debt Retirement Bond Fund	Investment in Plant Fund	Unexpended Plant Fund	Current Year 2022	Prior Year 2021
ASSETS and OTHER DEBITS:						
ASSETS:						
Cash	7,848,428	170,242	--	-7,538,569	480,101	1,427,611
Cash Investments		384,809	--	9,239,477	9,624,286	7,803,696
Accounts Receivable		--	--	12,738	12,738	6,945
Taxes Receivable		--	--	--	--	--
Local, St & Fed Agency Receivable		--	--	--	--	--
Deposits		--	--	--	--	--
Due From Other Funds		--	--	--	--	--
Prepaid Expense		--	--	--	--	--
Property, Plant & Equipment		--	36,455,386	--	36,455,386	37,154,782
Deferred Outflows		--	--	--	--	--
TOTAL ASSETS AND OTHER DEBITS:	7,848,428	555,051	36,455,386	1,713,646	46,572,511	46,393,034
Liabilities, equity and other credits						
LIABILITIES:						
Accounts Payable		--	--	--	--	--
Employee Benefits Payable		--	--	--	--	--
Payroll Taxes Payable		--	--	--	--	--
Accrued Liabilities		--	--	--	--	--
Deferred Revenue		--	--	--	--	--
Long Term Debt		--	716,168	--	716,168	1,051,751
Net Pension Liability		--	--	--	--	--
Net OPEB Liability		--	--	--	--	--
Deposits Payable		--	--	--	--	--
Due To Other Funds		--	--	--	--	--
Scholarships-Designated Donations		--	--	--	--	--
Scholarships-Non-designated		--	--	--	--	--
Donatio		--	--	--	--	--
Deferred Inflows		--	--	--	--	--
TOTAL LIABILITIES:			716,168		716,168	1,051,751
EQUITY AND OTHER CREDITS:						
Control Accounts		--	--	--	--	--
Fund Balances		--	--	--	--	--
Prior Year Fund Balance		--	--	--	--	--
Endowment Fund-Original		--	--	--	--	--
Endowment Fund-Income		--	--	--	--	--
FB Professional Development		--	--	--	--	--

REPORT FGRCOBS
COAS: W
FISCAL YEAR: 22

Wharton County Junior College
Combined Balance Sheet--All Fund Types and Account Groups
28-FEB-2022
(With comparative totals for 28-FEB-2021)
(amounts expressed in dollars)

RUN DATE: 03/09/2022
TIME: 10:03:20 AM
PAGE: 8

	Account Groups					
	Repair and Replacement	Debt Retirement Bond Fund	Investment in Plant Fund	Unexpended Plant Fund	Current Year 2022	Prior Year 2021
EQUITY AND OTHER CREDITS:						
FB Salary Equity		--	--	--		
FB Capital Equipment		--	35,906,281	--	35,906,281	34,920,157
FB Investment Gain And Loss		--	--	--		
Fund Balance Receivables		--	--	--		
Reserved-Undesignated		--	--	--		
FBTC Operating Fund Balance		--	--	--		
Plant Fund Balance		--	--	--		
Bond Fund Balance		--	--	--		
Scholarship		--	--	--		
Fund Balance-Rounding Diff		--	--	--		
Fund Balances:						
Reserve for Encumbrance		--	--	--		
Fund Balance	7,164,211	555,051	1,580,408	650,393	9,950,063	10,421,126
Reserve For Operations		--	--	--		
TOTAL EQUITY AND OTHER CREDITS:	7,164,211	555,051	37,486,689	650,393	45,856,344	45,341,282
TOTAL LIABILITIES,	7,164,211	555,051	38,202,856	650,393	46,572,511	46,393,034
EQUITY AND OTHER CREDITS:						

Memorandum Only

	Current Year 2022	Prior Year 2021
ASSETS and OTHER DEBITS:		
ASSETS:		
Cash	5,215,057	8,046,394
Cash Investments	45,439,064	39,964,658
Accounts Receivable	1,047,324	1,342,392
Taxes Receivable	602,841	482,081
Local, St & Fed Agency Receivable	340,029	172,420
Deposits		
Due From Other Funds	582,895	12,676
Prepaid Expense	39,679	39,679
Property, Plant & Equipment	36,455,386	37,154,782
Deferred Outflows	11,262,749	10,199,905
TOTAL ASSETS AND OTHER DEBITS:	100,985,022	97,414,988
Liabilities, equity and other credits		
LIABILITIES:		
Accounts Payable	210,113	172,686
Employee Benefits Payable	229,399	189,140
Payroll Taxes Payable	-1,678	-222
Accrued Liabilities		
Deferred Revenue	668,898	751,492
Long Term Debt	716,168	1,051,751
Net Pension Liability	9,228,835	8,860,813
Net OPEB Liability	29,644,663	27,673,977
Deposits Payable	324,734	335,461
Due To Other Funds	582,895	12,676
Scholarships-Designated Donations	44,062	-3,951
Scholarships-Non-designated	392,420	183,304
Donatio		
Deferred Inflows	9,370,516	9,436,008
TOTAL LIABILITIES:	51,411,025	48,663,137
EQUITY AND OTHER CREDITS:		
Control Accounts	211	1,385
Fund Balances		
Prior Year Fund Balance	-19,412,977	-19,417,360
Endowment Fund-Original		
Endowment Fund-Income		
FB Professional Development		
FB Salary Equity		
FB Capital Equipment	35,906,281	34,920,157
FB Investment Gain And Loss		
Fund Balance Receivables	-	-

REPORT FGRCOBS
COAS: W
FISCAL YEAR: 22

Wharton County Junior College
Combined Balance Sheet--All Fund Types and Account Groups
28-FEB-2022
(With comparative totals for 28-FEB-2021)
(amounts expressed in dollars)

RUN DATE: 03/09/2022
TIME: 10:03:20 AM
PAGE: 10

Memorandum Only

	Current Year 2022	Prior Year 2021
Reserved-Undesignated		
FETC Operating Fund Balance		
Plant Fund Balance		
Bond Fund Balance		
Scholarship		
Fund Balance-Rounding Diff	-	-
Fund Balances:		
Reserve for Encumbrance	3,138,043	1,798,560
Fund Balance	29,942,440	31,449,108
Reserve For Operations		
TOTAL EQUITY AND OTHER CREDITS:	49,573,997	48,751,651
TOTAL LIABILITIES,	100,985,022	97,414,988
EQUITY AND OTHER CREDITS:		

=====