



**TO: Members, Board of Education
Dr. Albert G. Roberts, Superintendent**

FROM: Therese M. O'Neill, Assistant Superintendent for Finance & Operations

RE: Monthly Treasurer's Report – July 2012

DATE: August 21, 2012

Please find attached the July 2012 monthly Treasurer's report which includes:

- 1) The bank to book cash reconciliation
- 2) Revenue Variance Report – All Funds
- 3) Expenditures Variance Report – All Funds
- 4) By Major Object – Education Fund Year-to-Date Actual compared to Budgeted Expenditures
- 5) PMA Investment Report Portfolio
- 6) IMET Investment Report Portfolio
- 7) Monthly Budget Transfers

CC: Marcy Shannon

OAK PARK ELEMENTARY SCHOOL DISTRICT 97

TREASURER'S REPORT

July 31, 2012

<u>CASH BALANCES</u>	<u>BALANCE</u> <u>6/30/2012</u>	<u>BALANCE</u> <u>7/31/2012</u>
EDUCATION FUND	\$ 21,024,002.53	\$ 31,011,477.72
HEALTH INSURANCE FUND	\$ (510,461.71)	\$ (901,991.26)
BUILDINGS AND GROUNDS FUND	\$ 1,664,432.13	\$ 2,196,672.04
DEBT SERVICE FUND	\$ 3,573,990.07	\$ 5,291,641.39
TRANSPORTATION FUND	\$ 1,874,502.82	\$ 2,091,422.23
IMRF FUND	\$ 549,840.62	\$ 877,485.23
LIFE SAFETY FUND	\$ 173,460.23	\$ 173,468.17
WORKING CASH FUND	\$ 11,277,938.93	\$ 11,278,972.31
CAPITAL PROJECTS FUND	\$ (573,580.30)	\$ (1,068,058.55)
TORT FUND	\$ (8,912.35)	\$ (8,912.35)
Total Adjusted Cash Balances	\$ 39,045,212.97	\$ 50,942,176.93
Convenience Fund	\$ (596,990.07)	\$ (496,135.19)
Cash Book Balance	\$ 39,638,098.02	\$ 51,432,774.26
Total Adjusted Cash in Bank	\$ 39,041,107.95	\$ 50,936,639.07
Variance	\$ (4,105.02)	\$ (5,537.86)

**OAK PARK ELEMENTARY DISTRICT 97
REVENUE VARIANCE REPORT - ALL FUNDS
AS OF JULY 31, 2012**

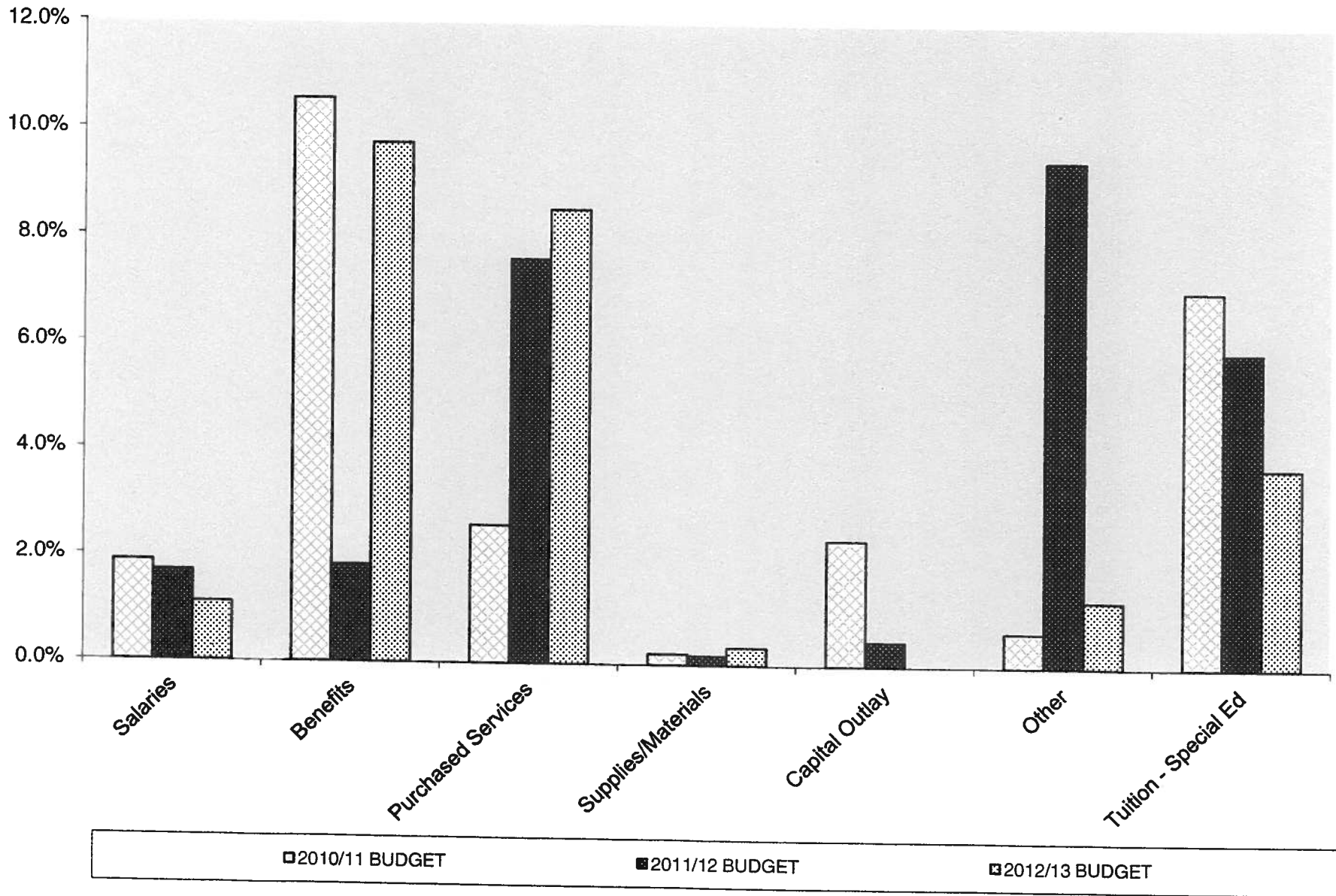
JULY 2012	ANNUAL BUDGETED REVENUES			YTD REVENUE			% OF TOTAL REVENUES			
	<u>2010/11 BUDGET</u>	<u>2011/12 BUDGET</u>	<u>2012/13 BUDGET</u>	<u>2010/11 BUDGET</u>	<u>2011/12 BUDGET</u>	<u>2012/13 BUDGET</u>	<u>2010/11 BUDGET</u>	<u>2011/12 BUDGET</u>	<u>2012/13 BUDGET</u>	<u>% of year completed</u>
<u>Education Fund</u>										
Local taxes	34,141,676	42,392,612	42,610,903	124,993	148,796	9,366,031	0.4%	0.4%	22.0%	8.33%
CPPRT	1,216,652	1,281,528	1,314,600	176,755	182,247	248,438	14.5%	14.2%	18.9%	8.33%
Investment Earnings	237,000	37,000	18,100	71	296	1,640	0.0%	0.8%	9.1%	8.33%
Other Local Revenue	4,186,081	4,379,471	3,423,370	193,904	194,720	280,586	4.6%	4.4%	8.2%	8.33%
State Funding	7,659,568	11,336,455	10,413,372	1,228,186	407,773	469,992	16.0%	3.6%	4.5%	8.33%
Federal Funding	<u>4,556,234</u>	<u>3,800,182</u>	<u>2,995,251</u>	<u>91,021</u>	<u>389,157</u>	<u>744,557</u>	<u>2.0%</u>	<u>10.2%</u>	<u>24.9%</u>	<u>8.33%</u>
<u>Education Fund Total</u>	51,997,211	63,227,248	60,775,596	1,814,931	1,322,989	11,111,243	3.5%	2.1%	18.3%	8.33%
<u>Buildings & Grounds</u>	8,143,035	6,093,865	5,954,423	14,684	16,344	881,955	0.2%	0.3%	14.8%	8.33%
<u>Debt Service</u>	8,730,940	8,092,435	7,723,181	28,185	26,933	1,943,989	0.3%	0.3%	25.2%	8.33%
<u>Transportation</u>	3,257,530	2,953,129	3,635,093	609,134	479,047	316,521	18.7%	16.2%	8.7%	8.33%
<u>IMRF</u>	1,759,382	2,430,895	2,283,230	6,031	14,431	417,405	0.3%	0.6%	18.3%	8.33%
<u>Capital Projects</u>	726,000	227,663	76,150	3	65,704	-	0.0%	28.9%	0.0%	8.33%
<u>Working Cash</u>	6,762,500	5,222,000	3,691,584	54	134	1,033	0.0%	0.0%	0.0%	8.33%
<u>Life Safety</u>	5,000	500	150	3	2	8	0.1%	0.4%	5.3%	8.33%
<u>Tort</u>	-	-	-	-	-	-	-	-	0.0%	0.0%
GRAND TOTAL	81,381,598	88,247,735	84,139,407	2,473,024	1,925,584	14,672,154	3.0%	2.2%	17.4%	8.33%

**OAK PARK ELEMENTARY DISTRICT 97
EXPENDITURE VARIANCE REPORT - ALL FUNDS
AS OF JULY 31, 2012**

JULY 2012	ANNUAL BUDGETED EXPENDITURES			YTD EXPENDITURES			% OF TOTAL EXPENDITURES			
	<u>2010/11 BUDGET</u>	<u>2011/12 BUDGET</u>	<u>2012/13 BUDGET</u>	<u>2010/11 BUDGET</u>	<u>2011/12 BUDGET</u>	<u>2012/13 BUDGET</u>	<u>2010/11 BUDGET</u>	<u>2011/12 BUDGET</u>	<u>2012/13 BUDGET</u>	<u>% of year completed</u>
<u>Education Fund</u>										
Salaries	42,967,270	42,630,481	43,806,951	809,519	722,484	482,709	1.9%	1.7%	1.1%	8.33%
Benefits	5,490,855	4,862,795	5,839,511	579,936	88,476	568,637	10.6%	1.8%	9.7%	8.33%
Purchased Services	3,108,151	4,544,416	4,002,647	80,268	344,284	340,570	2.6%	7.6%	8.5%	8.33%
Supplies/Materials	2,642,893	2,307,820	2,233,524	5,264	4,035	7,364	0.2%	0.2%	0.3%	8.33%
Capital Outlay	741,803	475,721	582,081	17,445	2,168	-	2.4%	0.5%	0.0%	8.33%
Other	153,761	213,700	216,600	979	20,227	2,676	0.6%	9.5%	1.2%	8.33%
Tuition - Special Ed	<u>2,510,000</u>	<u>2,950,000</u>	<u>2,800,000</u>	<u>176,912</u>	<u>174,170</u>	<u>104,593</u>	<u>7.0%</u>	<u>5.9%</u>	<u>3.7%</u>	<u>8.33%</u>
<u>Education Fund Total</u>	<u>57,614,733</u>	<u>57,984,933</u>	<u>59,481,314</u>	<u>1,670,322</u>	<u>1,355,844</u>	<u>1,506,548</u>	<u>2.9%</u>	<u>2.3%</u>	<u>2.5%</u>	<u>8.33%</u>
<u>Buildings & Grounds</u>	5,824,084	6,186,432	6,225,096	371,428	506,072	349,715	6.4%	8.2%	5.6%	8.33%
<u>Debt Service</u>	9,229,318	8,239,210	8,274,095	7,808	50,094	226,337	0.1%	0.6%	2.7%	8.33%
<u>Transportation</u>	2,742,656	3,201,335	3,085,312	17,989	94,678	99,602	0.7%	3.0%	3.2%	8.33%
<u>IMRF</u>	1,966,843	2,029,592	2,217,300	113,465	127,129	89,760	5.8%	6.3%	4.0%	8.33%
<u>Capital Projects</u>	2,040,250	3,223,988	3,719,371	56,799	699,065	494,478	2.8%	21.7%	13.3%	8.33%
<u>Life Safety</u>	110,936	-	-	-	-	-	-	0.0%	0.0%	8.33%
<u>Tort</u>		256,184	-	273,873	-	-	0.0%	0.0%	0.0%	8.33%
GRAND TOTAL	79,528,820	81,121,674	83,002,488	2,511,684	2,832,882	2,766,441	3.2%	3.5%	3.3%	8.33%

*Unaudited expenditures per system reports.

**EDUCATION FUND AS OF 7/31/12
YEAR-TO-DATE ACTUAL COMPARED TO BUDGETED EXPENDITURES**





11572-101
 OAK PARK S.D. 97 / GENERAL FUND
 PATRICIA SIEGEL
 970 MADISON STREET

PMA Financial Network, Inc.
 2135 CityGate Lane
 7th Floor
 Naperville, Illinois 60563
 Telephone . (630) 657-6400
 Facsimile . (630) 718-8701
<http://gps.pmanetwork.com/>

NHN 3119

OAK PARK, IL 60302-

Activity Statement

FRI, Liquid Class, Max Class (Combined)

7/1/12 to 7/31/12

Investment Portfolio

As of 7/31/12

Current Portfolio

Desk	Trans	Trade	Settlement	Maturity	Provider/Instrument Name	Face Amount	Cost	Rate	Market Value
MMA			7/31/12		ISDLAF+ LIQ Account	\$484,858.73	\$484,858.73	0.005	\$484,858.73
MMA			7/31/12		ISDLAF+ MAX Account	\$19,782,821.62	\$19,782,821.62	0.035	\$19,782,821.62
SDA			7/31/12		Savings Deposit Account - CITIBANK SDA	\$1,406.37	\$1,406.37	0.050	\$1,406.37
SDA			7/31/12		Savings Deposit Account - ENTERPRISE BANK & TRUST (SDA)	\$1,109,587.30	\$1,109,587.30	0.050	\$1,109,587.30
CD	169670	11/1/11	11/1/11	9/5/12	CITIBANK	\$751,362.92	\$750,410.00	0.150	\$750,410.00
CD	169671	11/1/11	11/1/11	9/5/12	SAFRA NATIONAL BANK OF NEW YORK	\$249,991.49	\$249,590.00	0.190	\$249,590.00
CD	169669	11/1/11	11/1/11	9/19/12	CITIBANK	\$2,503,318.49	\$2,500,000.00	0.150	\$2,500,000.00
CD	169668	11/1/11	11/1/11	10/3/12	CITIBANK	\$2,304,249.09	\$2,300,000.00	0.200	\$2,300,000.00
CD	169665	11/1/11	11/1/11	10/17/12	CITIBANK	\$1,804,445.23	\$1,800,980.00	0.200	\$1,800,980.00
CD	169666	11/1/11	11/1/11	10/17/12	SONABANK	\$249,992.24	\$249,510.00	0.201	\$249,510.00
CD	169667	11/1/11	11/1/11	10/17/12	GBC INTERNATIONAL BANK	\$249,990.11	\$249,510.00	0.200	\$249,510.00
CD	169834	11/8/11	11/8/11	11/6/12	CITIBANK	\$2,608,092.92	\$2,602,900.00	0.200	\$2,602,900.00
CD	169825	11/8/11	11/8/11	11/28/12	IDB BANK- NY	\$249,966.81	\$249,200.00	0.291	\$249,200.00
CD	169826	11/8/11	11/8/11	11/28/12	EAST WEST BANK	\$249,020.12	\$248,000.00	0.390	\$248,000.00
CD	169827	11/8/11	11/8/11	11/28/12	FIFTH THIRD BANK	\$249,974.28	\$249,300.00	0.256	\$249,300.00
CD	169828	11/8/11	11/8/11	11/28/12	COLE TAYLOR BANK (N)	\$154,407.15	\$154,000.00	0.250	\$154,000.00
CD	169829	11/8/11	11/8/11	11/28/12	SOUTHSIDE BANK	\$249,525.41	\$249,000.00	0.200	\$249,000.00
CD	169830	11/8/11	11/8/11	11/28/12	FIRST WESTERN FEDERAL SAVINGS BANK	\$100,211.57	\$100,000.00	0.200	\$100,000.00
CD	169831	11/8/11	11/8/11	11/28/12	THE FIRST, NA	\$249,719.49	\$249,200.00	0.200	\$249,200.00
CD	169832	11/8/11	11/8/11	11/28/12	FINANCIAL FEDERAL SAVINGS BANK	\$249,727.08	\$249,200.00	0.200	\$249,200.00
CD	169833	11/8/11	11/8/11	11/28/12	BANCO POPULAR NORTH AMERICA	\$249,727.08	\$249,200.00	0.200	\$249,200.00
CD	172603	3/14/12	3/14/12	3/27/13	ORRSTOWN BANK	\$249,374.80	\$248,600.00	0.301	\$248,600.00
CD	172604	3/14/12	3/14/12	3/27/13	NORTH SHORE COMM B&TC - WINTRUST	\$249,975.93	\$249,200.00	0.301	\$249,200.00
CD	172596	3/14/12	3/14/12	9/18/13	BANK OF CHINA	\$249,914.46	\$248,600.00	0.349	\$248,600.00
CD	172597	3/14/12	3/14/12	9/18/13	PRIVATE BANK - MI	\$249,939.36	\$248,400.00	0.409	\$248,400.00
CD	172598	3/14/12	3/14/12	9/18/13	ONEWEST BANK FSB	\$249,905.37	\$248,400.00	0.400	\$248,400.00
CD	172599	3/14/12	3/14/12	9/18/13	COBIZ BANK DBA ARIZONA BUSINESS BANK	\$248,624.51	\$247,500.00	0.306	\$247,500.00

Run Date: 8/1/12

OAK PARK S.D. 97 / GENERAL FUND - JULY 2012

Page 7

SFC Transactions -> PMA Securities, Inc. is affiliated with Prudent Man Advisors, Inc. Member: FINRA, SIPC. Note: (CD)/DTC/CDR - Certificates of Deposit (CP - Commercial Paper) (SEC - Government Securities) (MMA - Money Market Account) (TS - Term Series)



11572-101
OAK PARK S.D. 97 / GENERAL FUND
PATRICIA SIEGEL
970 MADISON STREET

PMA Financial Network, Inc.
 2135 CityGate Lane
 7th Floor
 Naperville, Illinois 60563
 Telephone . (630) 657-6400
 Facsimile . (630) 718-8701
<http://gps.pmanetwork.com/>

Activity Statement

FRI, Liquid Class, Max Class (Combined)

7/1/12 to 7/31/12

NHN 3119		OAK PARK, IL 60302-							
CD	172600	3/14/12	3/14/12	9/18/13	BAR HARBOR BANK & TRUST	\$249,311.93	\$248,200.00	0.300	\$248,200.00
CD	172601	3/14/12	3/14/12	9/18/13	BANK OF HOUSTON	\$249,228.46	\$248,100.00	0.300	\$248,100.00
CD	172602	3/14/12	3/14/12	9/18/13	PREMIER BANK	\$249,629.79	\$248,500.00	0.300	\$248,500.00

Totals for Period: \$36,348,300.11 \$36,314,174.02 \$36,314,174.02

Note: Weighted Yield & Weighted Average Portfolio Maturity are calculated only on the CDR, CD, DTC, TS, CP, & SEC desk.

Time and Dollar Weighted Portfolio Yield: 0.263 % Weighted Ave. Portfolio Maturity: 121.91 Days

CD: 41.13%

MM: 58.87% CP: 0.00% SEC: 0.00%



11572-101
 OAK PARK S.D. 97 / GENERAL FUND
 PATRICIA SIEGEL
 970 MADISON STREET

PMA Financial Network, Inc.
 2135 CityGate Lane
 7th Floor
 Naperville, Illinois 60563
 Telephone . (630) 657-6400
 Facsimile . (630) 718-8701
<http://gps.pmanetwork.com/>

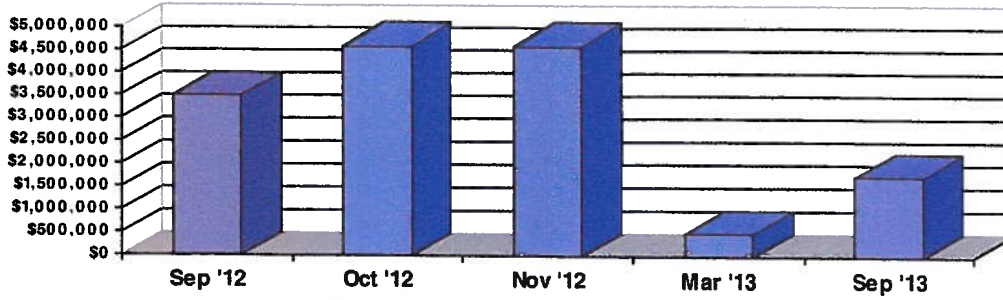
NHN 3119

OAK PARK, IL 60302-

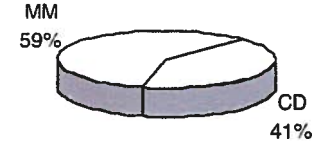
Activity Statement

FRI, Liquid Class, Max Class (Combined)


7/1/12 to 7/31/12



Portfolio Maturity Summary - Maturing \$/Month



Portfolio Allocation by Transaction Type



11572-101
OAK PARK S.D. 97 / GENERAL FUND
PATRICIA SIEGEL
970 MADISON STREET

NHN 3119

OAK PARK, IL 60302-

Activity Statement

FRI, Liquid Class, Max Class (Combined)

PMA Financial Network, Inc.

2135 CityGate Lane
7th Floor
Naperville, Illinois 60563
Telephone . (630) 657-6400
Facsimile . (630) 718-8701
<http://gps.pmanetwork.com/>

7/1/12 to 7/31/12

All securities and money market fund share transactions were executed through PMA Securities, Inc. All certificates of deposit ("CD"), savings deposit accounts ("SDA") and commercial paper ("CP") are executed through PMA Financial Network, Inc. PMA Securities, Inc. is a registered broker dealer with the FINRA, and SIPC. PMA Securities, Inc. and PMA Financial Network, Inc. are operated under common ownership.

Fixed Rate Investment Activity

This section shows all of the fixed term investments purchased and sold, maturities, interest received, and activity. This will include all CD, SDA, CP purchased through PMA Financial Network, Inc. and securities and money market fund purchased through PMA Securities, Inc. It also shows the approximate market value of each security whose price is obtained from an independent source believed to be reliable. However, PMA cannot guarantee their accuracy. This data is provided for informational purposes only. Listed values should not be interpreted as an offer to buy or sell at a specific price. CD's and CP are listed at their original cost. Redemption of a CD prior to maturity may result in early withdrawal penalties. Market values are based on the last day of the month for which this report date range is ending. If the run date of this report is prior to the end of the current month the market values are listed as equivalent to the cost values.

CD's with the code (TR) are for client reporting purposes only. PMA Financial Network, Inc. did not act as agent for in the noted transactions. These transactions were built by PMA Financial Network's system for the convenience of reporting all client transactions, but were executed directly with the listed bank. PMA Financial Network relies on the information provided by the bank and public bodies to track these CD's. PMA Financial Network is not responsible for the accuracy of the information that is provided on these CD's. Furthermore, PMA is not responsible for the performance of these transactions or the underlying banks. All inquiries should be directed to the bank.

ISDLAF+ Activity

This section shows all of the activity in the Liquid and Max Class. The Average Rate represents the average net interest rate over the previous month which is then annualized. Income Summary represents the interest earned for the Month and Fiscal Year to Date. Information regarding the ISDLAF+ investment objectives, risks, charges and expenses can be found in the ISDLAF+ information statement, which can be obtained at www.isdlafplus.com or by calling PMA at the phone number listed.

The performance data featured represents past performance, which is no guarantee of future results. Investment returns will fluctuate. Current performance may be higher or lower than the performance data quoted. Please call PMA for the most recent performance figures.

An investment in the Multi-Class Series or any Term Series is not a bank deposit and is not insured or guaranteed by the Federal Deposit Insurance Corporation or any other governmental or private agency. Although the Liquid Class and MAX Class of the Multi-Class Series each seeks to maintain a stable value of \$1.00 per share, it is possible to lose money by investing in the Multi-Class Series. It also is possible to lose money by investing in a Term Series, which may impose a substantial penalty for redemption prior to the full term of the Series.

Additional Disclosures

All funds, and/or securities are located and safe kept in an account under the clients name at their custodial bank. Any certificates of deposit listed are located in the clients name at the respective bank. You can contact your Portfolio Advisor at the phone number listed to address any account inquiries. It is recommended that any oral communications should be re-confirmed in writing to further protect your rights, including rights under the Securities Investor Protection Act.

Debt Securities

Some debt securities are subject to redemption prior to maturity. In the event of a partial or whole call of a security, the securities call will be automatically selected on a random basis as is customary in the securities industry. The probability that your securities will be selected is proportional to the amount of your holdings relative to the total holdings. Redemption prior to maturity could affect the yield represented. Additional information is available upon request.

A financial statement of PMA Securities, Inc. is available for inspection at its office or a copy will be mailed to you upon written request.

FOR A CHANGE OF ADDRESS, PLEASE NOTIFY YOUR PORTFOLIO ADVISOR IN WRITING TO THE ADDRESS LISTED ON THIS STATEMENT.

PLEASE ADVISE PMA IMMEDIATELY OF ANY DISCREPANCIES ON YOUR STATEMENT.

In accordance with FINRA Rule 2280, PMA Securities, Inc. is providing the following information in the event you wish to contact FINRA. You may call (301) 590-6500 or write to FINRA at 1735 K Street NW, Washington, D.C. 20006-1500. In addition to the public disclosure number (800) 289-9999, FINRA provides an investor brochure which describes their Public Disclosure Program. Additional information is also available at www.finra.org.

Run Date: 8/1/12

OAK PARK S.D. 97 / GENERAL FUND - JULY 2012

Page 10

SEC Transactions -> PMA Securities, Inc. is affiliated with Prudent Man Advisors, Inc. Member: FINRA, SIPC. Note: (CD/DTC/CDR - Certificates of Deposit) (CP - Commercial Paper) (SEC - Government Securities) (MMA - Money Market Account) (TS - Term Series)



11572-203
 OAK PARK S.D. 97 / 2011 WORKING CASH BOND PROCEEDS
 PATRICIA SIEGEL
 970 MADISON STREET

PMA Financial Network, Inc.
 2135 CityGate Lane
 7th Floor
 Naperville, Illinois 60563
 Telephone . (630) 657-6400
 Facsimile . (630) 718-8701
<http://gps.pmanetwork.com/>

NHN 4776

OAK PARK, IL 60302-

Activity Statement

FRI, Liquid Class, Max Class (Combined)

7/1/12 to 7/31/12

Investment Portfolio

As of 7/31/12

Current Portfolio

Desk	Trans	Trade	Settlement	Maturity	Provider/Instrument Name	Face Amount	Cost	Rate	Market Value
MMA			7/31/12		ISDLAF+ LIQ Account	\$749,795.81	\$749,795.81	0.005	\$749,795.81
SDA			7/31/12		Savings Deposit Account - CITIBANK SDA	\$53.72	\$53.72	0.080	\$53.72
CD	171641	2/7/12	2/7/12	11/5/12	CITIBANK	\$1,952,553.97	\$1,951,100.00	0.100	\$1,951,100.00
CD	171642	2/7/12	2/7/12	11/5/12	BANK OF THE WEST	\$249,971.77	\$249,400.00	0.308	\$249,400.00
CD	171643	2/7/12	2/7/12	11/5/12	EDGAR COUNTY B&TC	\$249,986.15	\$249,800.00	0.100	\$249,800.00
CD	171644	2/7/12	2/7/12	11/5/12	STATE BANK - FREEPORT	\$249,887.43	\$249,700.00	0.101	\$249,700.00

Totals for Period: **\$3,452,248.85** **\$3,449,849.53** **\$3,449,849.53**

Note: Weighted Yield & Weighted Average Portfolio Maturity are calculated only on the CDR, CD, DTC, TS, CP, & SEC desk.

Time and Dollar Weighted Portfolio Yield: 0.119% **Weighted Ave. Portfolio Maturity: 97.00 Days**

CD: 78.26%

MM: 21.74% **CP: 0.00%** **SEC: 0.00%**



11572-203
OAK PARK S.D. 97 / 2011 WORKING CASH BOND PROCEEDS
PATRICIA SIEGEL
970 MADISON STREET

NHN 4776


OAK PARK, IL 60302-

Activity Statement

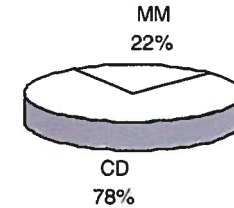
FRI, Liquid Class, Max Class (Combined)

PMA Financial Network, Inc.
2135 CityGate Lane
7th Floor
Naperville, Illinois 60563
Telephone . (630) 657-6400
Facsimile . (630) 718-8701
<http://gos.pmanetwork.com/>

7/1/12 to 7/31/12



Portfolio Maturity Summary - Maturing \$/Month



Portfolio Allocation by Transaction Type



11572-203
OAK PARK S.D. 97 / 2011 WORKING CASH BOND PROCEEDS
PATRICIA SIEGEL
970 MADISON STREET

PMA Financial Network, Inc.
2135 CityGate Lane
7th Floor
Naperville, Illinois 60563
Telephone . (630) 657-6400
Facsimile . (630) 718-8701
<http://pps.pmanetwork.com/>

NHN 4776

OAK PARK, IL 60302-

Activity Statement

FRI, Liquid Class, Max Class (Combined)

7/1/12 to 7/31/12

All securities and money market fund share transactions were executed through PMA Securities, Inc. All certificates of deposit ("CD"), savings deposit accounts ("SDA") and commercial paper ("CP") are executed through PMA Financial Network, Inc. PMA Securities, Inc. is a registered broker dealer with the FINRA, and SIPC. PMA Securities, Inc. and PMA Financial Network, Inc. are operated under common ownership.

Fixed Rate Investment Activity

This section shows all of the fixed term investments purchased and sold, maturities, interest received, and activity. This will include all CD, SDA, CP purchased through PMA Financial Network, Inc. and securities and money market fund purchased through PMA Securities, Inc. It also shows the approximate market value of each security whose price is obtained from an independent source believed to be reliable. However, PMA cannot guarantee their accuracy. This data is provided for informational purposes only. Listed values should not be interpreted as an offer to buy or sell at a specific price. CD's and CP are listed at their original cost. Redemption of a CD prior to maturity may result in early withdrawal penalties. Market values are based on the last day of the month for which this report date range is ending. If the run date of this report is prior to the end of the current month the market values are listed as equivalent to the cost values.

CD's with the code (TR) are for client reporting purposes only. PMA Financial Network, Inc. did not act as agent for in the noted transactions. These transactions were built by PMA Financial Network's system for the convenience of reporting all client transactions, but were executed directly with the listed bank. PMA Financial Network relies on the information provided by the bank and public bodies to track these CD's. PMA Financial Network is not responsible for the accuracy of the information that is provided on these CD's. Furthermore, PMA is not responsible for the performance of these transactions or the underlying banks. All inquiries should be directed to the bank.

ISDLAF+ Activity

This section shows all of the activity in the Liquid and Max Class. The Average Rate represents the average net interest rate over the previous month which is then annualized. Income Summary represents the interest earned for the Month and Fiscal Year to Date. Information regarding the ISDLAF+ investment objectives, risks, charges and expenses can be found in the ISDLAF+ information statement, which can be obtained at www.isdlafplus.com or by calling PMA at the phone number listed.

The performance data featured represents past performance, which is no guarantee of future results. Investment returns will fluctuate. Current performance may be higher or lower than the performance data quoted. Please call PMA for the most recent performance figures.

An investment in the Multi-Class Series or any Term Series is not a bank deposit and is not insured or guaranteed by the Federal Deposit Insurance Corporation or any other governmental or private agency. Although the Liquid Class and MAX Class of the Multi-Class Series each seeks to maintain a stable value of \$1.00 per share, it is possible to lose money by investing in the Multi-Class Series. It also is possible to lose money by investing in a Term Series, which may impose a substantial penalty for redemption prior to the full term of the Series.

Additional Disclosures

All funds, and/or securities are located and safe kept in an account under the clients name at their custodial bank. Any certificates of deposit listed are located in the clients name at the respective bank. You can contact your Portfolio Advisor at the phone number listed to address any account inquiries. It is recommended that any oral communications should be re-confirmed in writing to further protect your rights, including rights under the Securities Investor Protection Act.

Debt Securities

Some debt securities are subject to redemption prior to maturity. In the event of a partial or whole call of a security, the securities call will be automatically selected on a random basis as is customary in the securities industry. The probability that your securities will be selected is proportional to the amount of your holdings relative to the total holdings. Redemption prior to maturity could affect the yield represented. Additional information is available upon request.

A financial statement of PMA Securities, Inc. is available for inspection at its office or a copy will be mailed to you upon written request.

FOR A CHANGE OF ADDRESS, PLEASE NOTIFY YOUR PORTFOLIO ADVISOR IN WRITING TO THE ADDRESS LISTED ON THIS STATEMENT.

PLEASE ADVISE PMA IMMEDIATELY OF ANY DISCREPANCIES ON YOUR STATEMENT.

In accordance with FINRA Rule 2280, PMA Securities, Inc. is providing the following information in the event you wish to contact FINRA. You may call (301) 590-6500 or write to FINRA at 1735 K Street NW, Washington, D.C. 20006-1500. In addition to the public disclosure number (800) 289-9999, FINRA provides an investor brochure which describes their Public Disclosure Program. Additional information is also available at www.finra.org.



IMET Activity Statement

07/01/12 to 07/31/12

Oak Park Elementary School District 97

IMET Activity

1-3 Year Fund

General (20422-101)

Transaction	Settle Date	Transaction Description	Dollar Amount	Share Price	Shares	Shares Held
	06/30/12	BALANCE FORWARD	\$0.00	18.982		0.000
Account Value as of 07/31/12			\$0.00	19.009		0.000

Convenience Fund

General (20422-101)

Transaction	Settle Date	Transaction Description	Dollar Amount	Share Price	Shares	Shares Held
	06/30/12	BALANCE FORWARD	\$8,506,904.87	1.000		8,506,904.870
24117	07/31/12	DIVIDEND REINVEST	\$1,968.80		1,968.800	
Account Value as of 07/31/12			\$8,508,873.67	1.000		8,508,873.670

Thank you for your business. If you have any questions about these transactions, call 888-288-4638.

IMPORTANT DISCLOSURES

IMET Activity

This section shows all of the activity in the 1-3 Year Fund and the Convenience Fund. The Share Price represents the closing Net Asset Value of the respective fund as the end date on this statement.

Information regarding the IMET's investment objectives, risks, charges and expenses can be found in the IMET Offering Circular, which can be obtained by calling the IMET home office at 630-571-0480 x229.

Additional Disclosures

Any performance data featured represents past performance, which is no guarantee of future results. Investment return and the share price of the 1-3 Year Fund will fluctuate. Current performance may be higher or lower than the performance data quoted. Please call IMET for the most recent performance figures.

Pursuant to an agreement between IMET and JP Morgan Chase NA, deposits in the Convenience Fund are collateralized to a minimum level of 110% by guaranteed obligations of the US Treasury. For additional information regarding the collateral agreement please contact IMET at 630-571-0480 x229. The Convenience Fund will be managed so as to maintain a stable \$1.00 share price, although there is no guarantee that it will do so.

FOR A CHANGE OF ADDRESS, PLEASE NOTIFY IMET IN WRITING.

PLEASE ADVISE IMET IMMEDIATELY OF ANY DISCREPANCIES ON YOUR STATEMENT BY CALLING 1-888-288-IMET (4638).

Anti-Money Laundering Disclosure

Notice: Pursuant to the US regulations issued under Section 311 of the USA Patriot Act, 31 CFR 103.192, we are prohibited from opening or maintaining a correspondent account for, or on behalf of, the country of Myanmar, the country of Nauru, the Commercial Bank of Syria, its subsidiary Syrian Lebanese Commercial Bank, VEF Banka and its subsidiaries, Infobank and its subsidiaries, Asia Wealth Bank, Myanmar Mayflower Bank, and Banco Delta SARL, including its subsidiaries Delta Asia Credit Limited and Delta Asia Insurance Limited. The regulations also require us to notify you that your account may not be used to provide the listed foreign banks with access to our financial institution. If we become aware that the listed foreign banks are indirectly using your account, we will be required to take appropriate steps to prevent such access, including terminating your account.

Thank you for your business. If you have any questions about these transactions, call 888-288-4638.

Tuesday, July 31, 2012

Page 2 of 4



IMET Activity Statement

07/01/12 to 07/31/12

Oak Park Elementary School District 97

IMET Activity

1-3 Year Fund

Bond Proceeds (20422-201)

Transaction	Settle Date	Transaction Description	Dollar Amount	Share Price	Shares	Shares Held
	06/30/12	BALANCE FORWARD	\$0.00	18.982		0.000
Account Value as of 07/31/12			\$0.00	19.009		0.000

Convenience Fund

Bond Proceeds (20422-201)

Transaction	Settle Date	Transaction Description	Dollar Amount	Share Price	Shares	Shares Held
	06/30/12	BALANCE FORWARD	\$1,752,017.73	1.000		1,752,017.730
24120	07/31/12	DIVIDEND REINVEST	\$405.49		405.490	
Account Value as of 07/31/12			\$1,752,423.22	1.000		1,752,423.220

PLEASE NOTE: THE FUND WILL BE CLOSED SEPTEMBER 3RD IN OBSERVANCE OF THE LABOR DAY HOLIDAY

Thank you for your business. If you have any questions about these transactions, call 888-288-4638.

IMPORTANT DISCLOSURES

IMET Activity

This section shows all of the activity in the 1-3 Year Fund and the Convenience Fund. The Share Price represents the closing Net Asset Value of the respective fund as the end date on this statement.

Information regarding the IMET's investment objectives, risks, charges and expenses can be found in the IMET Offering Circular, which can be obtained by calling the IMET home office at 630-571-0480 x229.

Additional Disclosures

Any performance data featured represents past performance, which is no guarantee of future results. Investment return and the share price of the 1-3 Year Fund will fluctuate. Current performance may be higher or lower than the performance data quoted. Please call IMET for the most recent performance figures.

Pursuant to an agreement between IMET and JP Morgan Chase NA, deposits in the Convenience Fund are collateralized to a minimum level of 110% by guaranteed obligations of the US Treasury. For additional information regarding the collateral agreement please contact IMET at 630-571-0480 x229. The Convenience Fund will be managed so as to maintain a stable \$1.00 share price, although there is no guarantee that it will do so.

FOR A CHANGE OF ADDRESS, PLEASE NOTIFY IMET IN WRITING.

PLEASE ADVISE IMET IMMEDIATELY OF ANY DISCREPANCIES ON YOUR STATEMENT BY CALLING 1-888-288-IMET (4638).

Anti-Money Laundering Disclosure

Notice: Pursuant to the US regulations issued under Section 311 of the USA Patriot Act, 31 CFR 103.192, we are prohibited from opening or maintaining a correspondent account for, or on behalf of, the country of Myanmar, the country of Nauru, the Commercial Bank of Syria, its subsidiary Syrian Lebanese Commercial Bank, VEF Banka and its subsidiaries, Infobank and its subsidiaries, Asia Wealth Bank, Myanmar Mayflower Bank, and Banco Delta SARL, including its subsidiaries Delta Asia Credit Limited and Delta Asia Insurance Limited. The regulations also require us to notify you that your account may not be used to provide the listed foreign banks with access to our financial institution. If we become aware that the listed foreign banks are indirectly using your account, we will be required to take appropriate steps to prevent such access, including terminating your account.

Thank you for your business. If you have any questions about these transactions, call 888-288-4638.

Tuesday, July 31, 2012

Page 4 of 4