

January 2016

Derby Public Schools

Performance Dashboard

Bradley School

Mario Ciccarini, Principal

“People without information cannot act. People with information cannot help but act.”

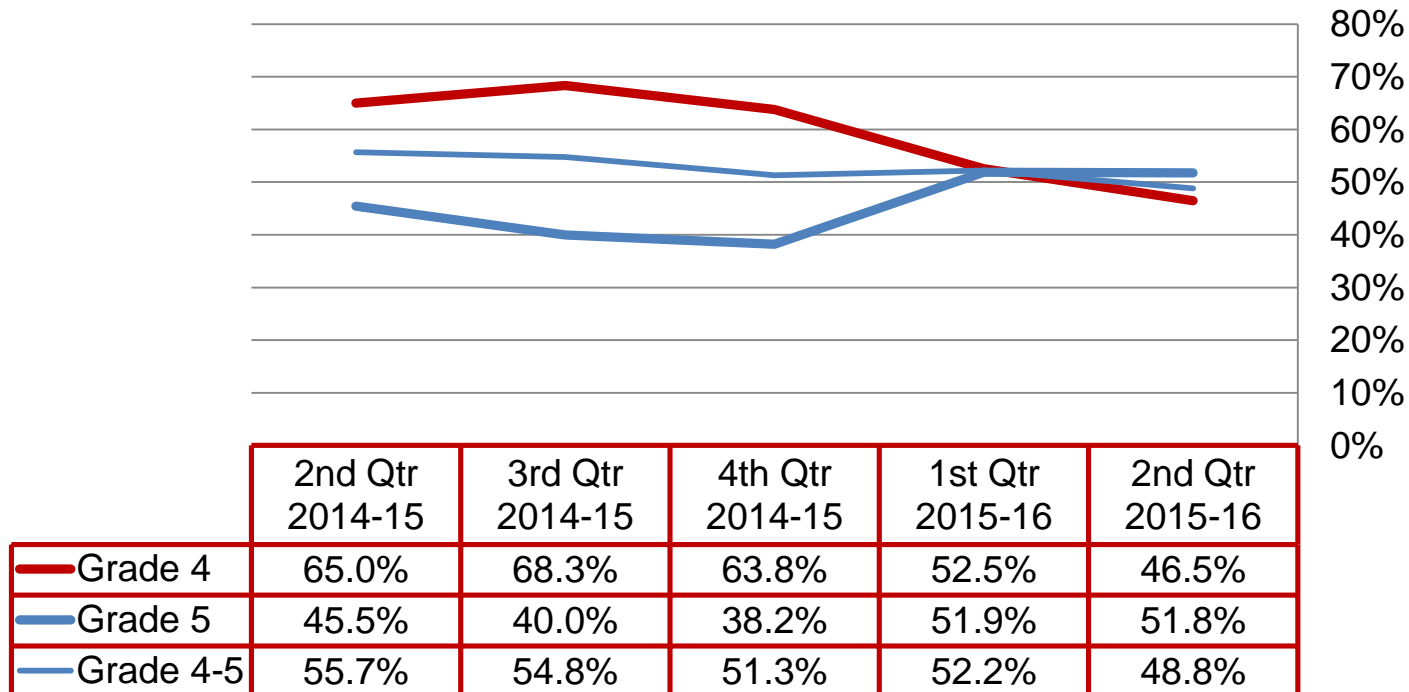
Ken Blanchard



Quarterly Data

High Grades

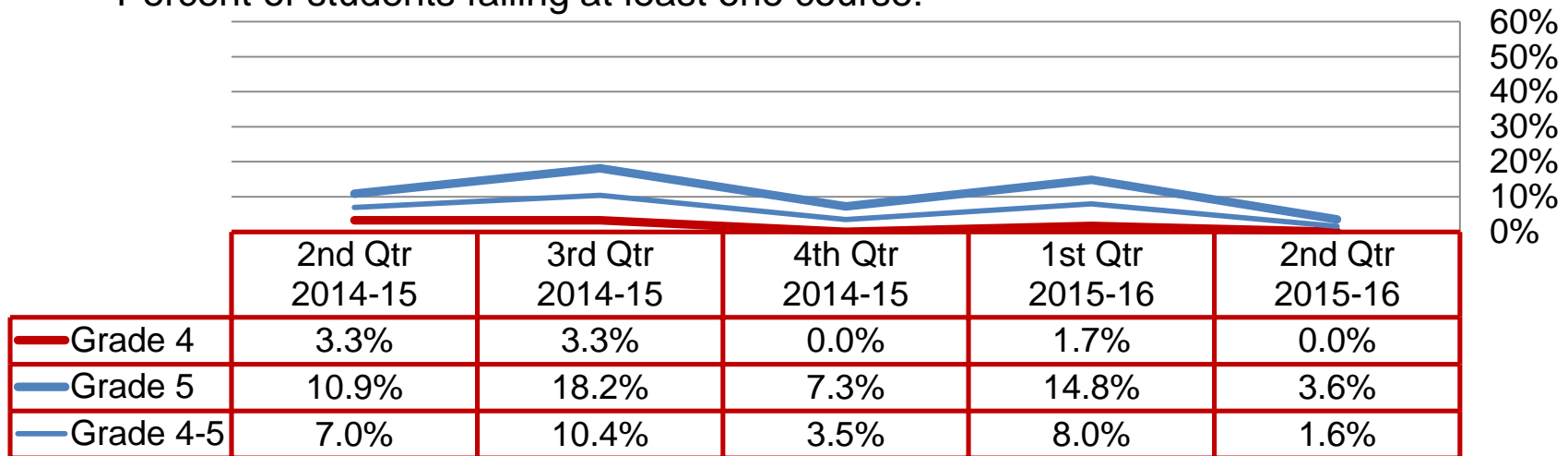
Percent of students earning A+, A, A-, B+, B, B- in all subject areas:



Failing Grades

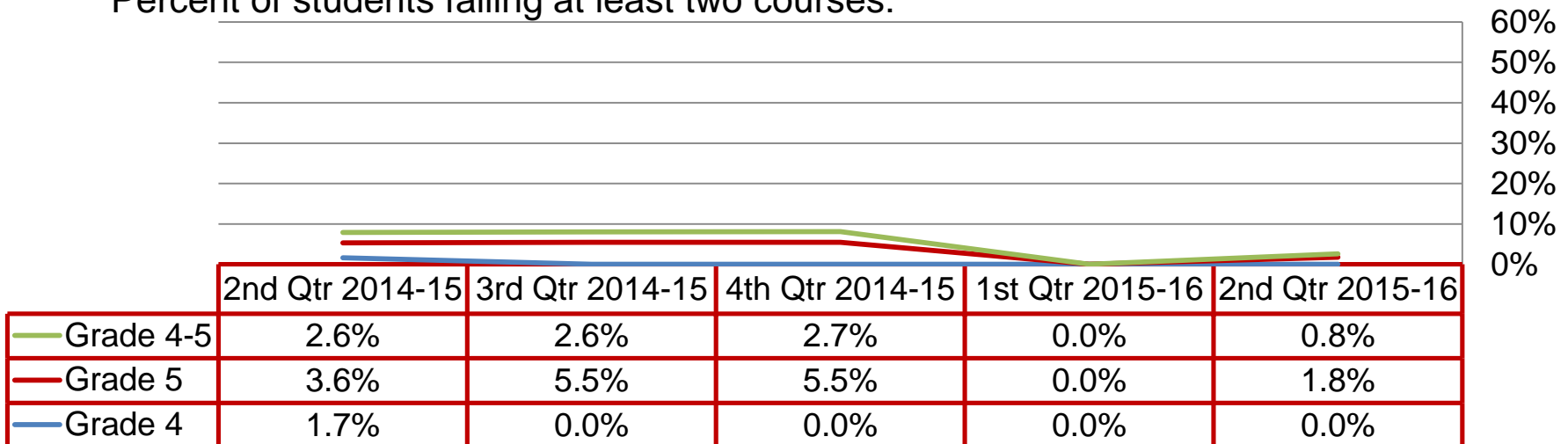
Percent of students failing at least one course:

Bradley School



Failing Grades

Percent of students failing at least two courses:



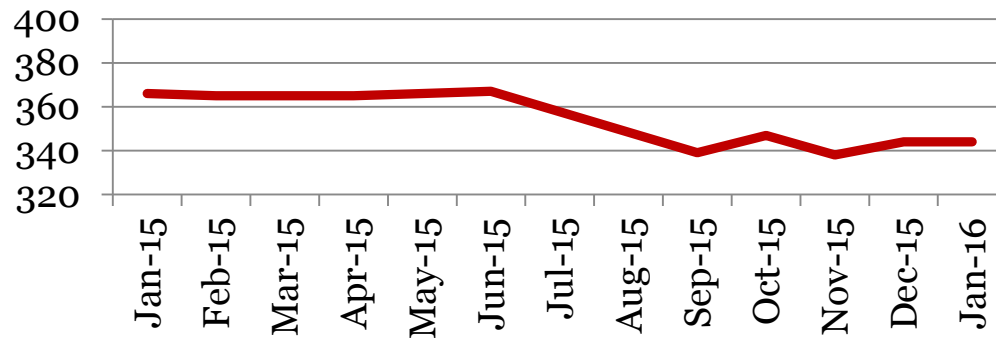
Monthly Data

Bradley School

Enrollment – 1st of the month

	PK	K	1	2	3	4	5	Total
Jan-16	n/a	43	48	64	62	71	56	344
Dec-15	n/a	43	48	64	61	71	57	344
Nov-15	n/a	40	47	63	61	70	57	338
Oct-15	n/a	42	48	65	63	72	57	347
Sep-15	n/a	40	47	62	64	69	57	339
Jun-15	n/a	51	65	64	73	59	55	367
May-15	n/a	51	64	64	72	60	55	366
Apr-15	n/a	51	63	64	72	60	55	365
Mar-15	n/a	51	63	64	72	60	55	365

Total School Enrollment

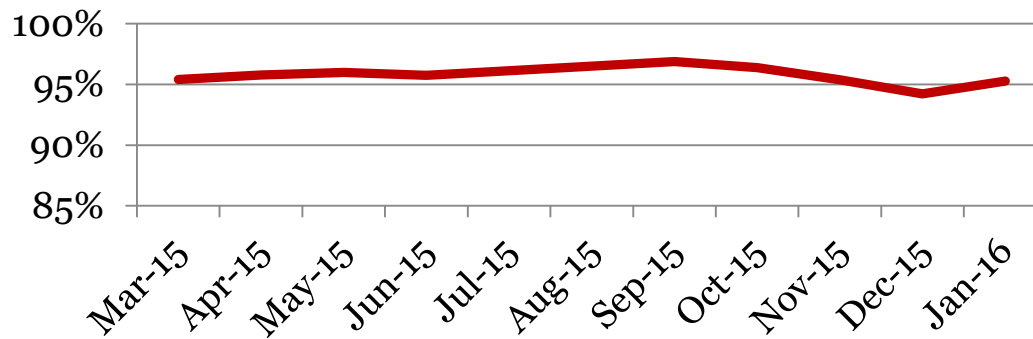


Attendance – Students

Average daily percent present:

	PK	K	1	2	3	4	5	Total
Jan-16	n/a	95	96	95	95	96	96	95
Dec-15	n/a	95	96	94	96	93	92	94
Nov-15	n/a	96	96	96	96	95	94	95
Oct-15	n/a	95	98	97	96	96	96	96
Sep-15	n/a	97	96	98	98	96	96	97
Jun-15	n/a	94	95	96	96	96	97	96
May-15	n/a	95	96	96	96	96	96	96
Apr-15	n/a	95	97	96	95	96	96	96
Jan-15	68	91	93	93	92	94	94	93

Total Student Attendance

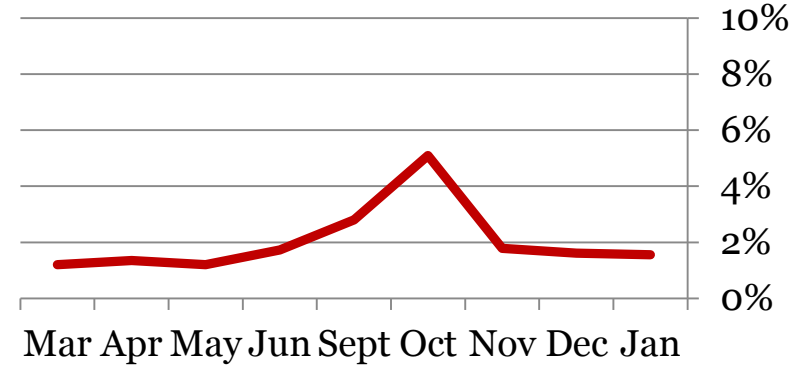


Tardies

Average daily percent tardy:

	PK	K	1	2	3	4	5	Total
Jan-16	n/a	1	1	2	2	2	1	2
Dec-15	n/a	1	2	2	2	2	1	2
Nov-15	n/a	2	1	2	2	2	1	2
Oct-15	n/a	3	6	6	4	6	5	5
Sept-15	n/a	2	4	4	2	2	3	3
Jun-15	n/a	2	2	2	1	2	1	2
May-15	n/a	1	2	1	1	1	1	1
Apr-15	n/a	1	1	2	1	1	1	1
Jan-15	0	1	1	1	1	1	1	1

Total Student Tardies

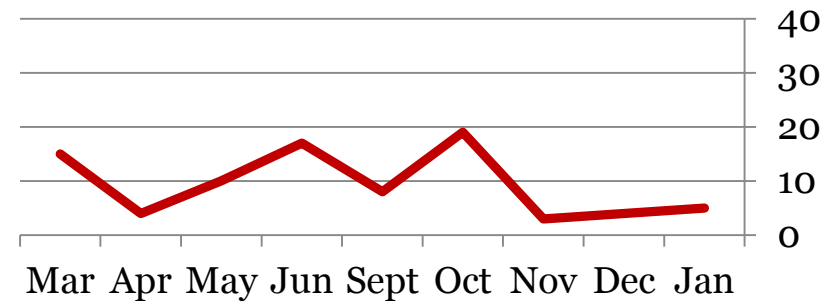


Tardies

Number of students tardy 5 or more days:

	PK	K	1	2	3	4	5	Total
Jan-16	n/a	1	1	1	0	1	1	5
Dec-15	n/a	0	1	1	0	1	1	4
Nov-15	n/a	0	2	0	0	0	1	3
Oct-15	n/a	1	5	6	2	3	2	19
Sept-15	n/a	0	4	1	1	1	1	8
Jun-15	n/a	2	4	4	3	3	1	17
May-15	n/a	2	2	4	0	2	0	10
Apr-15	n/a	0	2	1	0	1	0	4
Jan-15	0	0	1	1	0	2	0	4

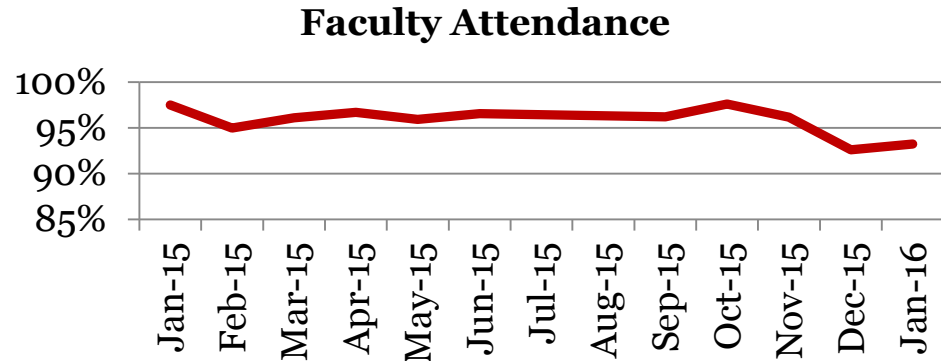
Students over Threshold



Attendance – Faculty

Average daily percent present:

	Total
Jan-16	93
Dec-15	93
Nov-15	96
Oct-15	98
Sep-15	96
Jun-15	97
May-15	96
Apr-15	97
Mar-15	96
Feb-15	95
Jan-15	97



**This indicator reflects certified staff and does not include absences created by class trips, professional development, workman's comp and FMLA. However % may be reduced due to long term illness beyond FMLA.*

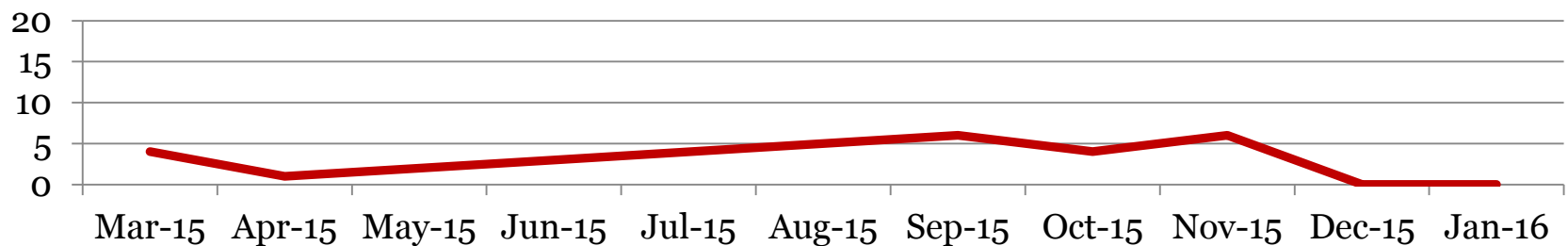
Suspensions – Out of School

Bradley School

Number of student suspensions (total days of suspension):

	PK	K	1	2	3	4	5	Total	
Jan-16	n/a (0)	0 (0)	0 (0)	0 (0)	0 (0)	0 (0)	0 (0)	0 (0)	
Dec-15	n/a (0)	0 (0)	0 (0)	0 (0)	0 (0)	0 (0)	0 (0)	0 (0)	
Nov-15	n/a (0)	0 (0)	0 (0)	0 (0)	2 (6)	0 (0)	0 (0)	2 (6)	
Oct-15	n/a (0)	0 (0)	0 (0)	0 (0)	1 (3)	1 (1)	0 (0)	2 (4)	
Sep-15	n/a (0)	0 (0)	0 (0)	0 (0)	0 (0)	0 (0)	3 (6)	3 (6)	
Jun-15	n/a (0)	0 (0)	1 (3)	0 (0)	0 (0)	0 (0)	0 (0)	1 (3)	
May-15	n/a (0)	0 (0)	0 (0)	0 (0)	2 (2)	0 (0)	0 (0)	2 (2)	
Apr-15	n/a (0)	0 (0)	1 (1)	0 (0)	0 (0)	0 (0)	0 (0)	1 (1)	
Jan-15	0 (0)	1 (1)	0 (0)	0 (0)	0 (0)	0 (0)	2 (2)	3 (3)	

Total Out of School Suspensions



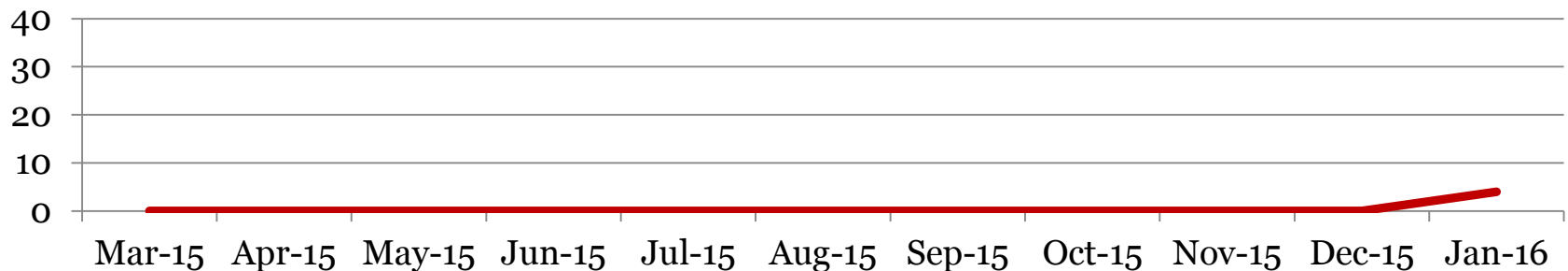
Suspensions – In School

Bradley School

Number of student suspensions (total days of suspension):

	PK		K		1		2		3		4		5		Total	
Jan-16	n/a	(0)	0	(0)	0	(0)	0	(0)	0	(0)	1	(2)	1	(2)	2	(4)
Dec-15	n/a	(0)	0	(0)	0	(0)	0	(0)	0	(0)	0	(0)	0	(0)	0	(0)
Nov-15	n/a	(0)	0	(0)	0	(0)	0	(0)	0	(0)	0	(0)	0	(0)	0	(0)
Oct-15	n/a	(0)	0	(0)	0	(0)	0	(0)	0	(0)	0	(0)	0	(0)	0	(0)
Sep-15	n/a	(0)	0	(0)	0	(0)	0	(0)	0	(0)	0	(0)	0	(0)	0	(0)
Jun-15	n/a	(0)	0	(0)	0	(0)	0	(0)	0	(0)	0	(0)	0	(0)	0	(0)
May-15	n/a	(0)	0	(0)	0	(0)	0	(0)	0	(0)	0	(0)	0	(0)	0	(0)
Apr-15	n/a	(0)	0	(0)	0	(0)	0	(0)	0	(0)	0	(0)	0	(0)	0	(0)
Jan-15	n/a	(0)	0	(0)	0	(0)	0	(0)	0	(0)	0	(0)	0	(0)	0	(0)

Total In School Suspensions



Newly Enrolled Students

	PK	K	1	2	3	4	5	Total
Jan-16	n/a	2	0	1	1	1	0	5
Dec-15	n/a	0	0	0	0	0	0	0
Nov-15	n/a	0	0	0	0	0	0	0
Oct-15	n/a	1	0	0	0	0	1	2
Sep-15	n/a	1	1	0	1	0	0	3
Summer-15	n/a	31	1	0	0	0	1	33
Jun-15	n/a	0	1	0	1	0	0	2
May-15	n/a	0	0	0	0	0	0	0
Apr-15	n/a	0	1	0	2	2	0	5
Mar-15	n/a	0	0	0	0	0	0	0
Feb-15	n/a	1	0	1	1	0	0	3
Jan-15	0	0	0	1	1	2	0	4

