

LJSD Board of Trustees
Facilities Report - January 21, 2026

Updates:

- Concrete: Punchlist items are in the process of being completed. The contractor has until the end of Spring Break to finish to our satisfaction.
- SLE stairs and sidewalk redone, working on another piece out back to tie in with the road and old sidewalk.

A sampling of completed work since the last board meeting:

- 103 work orders completed in the last 2 weeks
- Crew has been helping with snow removal, sand/ice melt deliveries
- Did walkthroughs with the Red Cross to update their database for emergency planning.

A sampling of projects in progress:

- Replaced the boiler at TLE - it is fully online now.
- THS has a bad heat pump compressor in the Library that we're working on - may need replacement.
- TMS gym compressors are going out, ordering some backups, and need to replace at least 2.
- DOPL write-ups - most have been addressed. I'm sending the report back to DOPL with work completed.

Upcoming Projects:

- Modernization funds - worked with engineers and Arch West on as-built. Specs are almost complete.
- Scope creep: based on independent inspection, the LHS roof is worse off than originally thought, and will need more extensive repairs / reroof. Working with Architects West to pull some warranty info from manufacturers to see what we can get covered. Slight change at LMS with the entry/office area to make it more accessible to the parents/public, and SRO has better eyes on people coming into the building. We have \$1mill in contingency budgeted, but we're hoping not to have to use it all with the scope creep. Best to do all the work we can at one shot to avoid having to come back and do other interior projects.
- Other issues - found there are low beams at LMS where ducting can't get through, we're rerouting to best accommodate new hvac systems.

Attached is a copy of the workflow from FMX. This gives a sampling of the workflow for December.

Comprehensive Operations

Filters:

Module:

Exclude: Schedule Request, Technology Request

Request Type:

Exclude: Athletic Event, Athletics - Away, Athletics - Home, Athletics - Meet, Athletics - Practice, Athletics - Tournament, Community Event

Building:

Include all

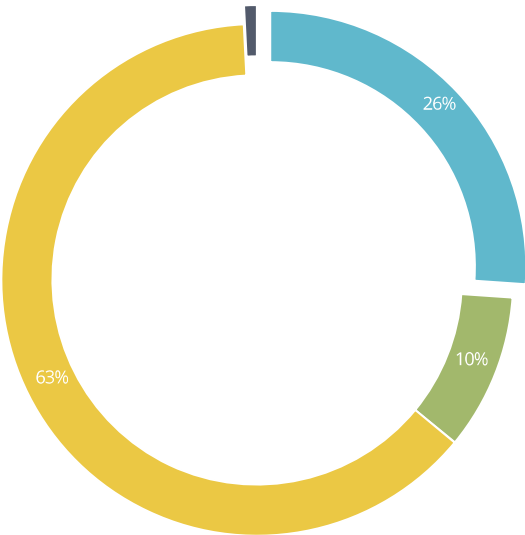
Created Date:

Include all

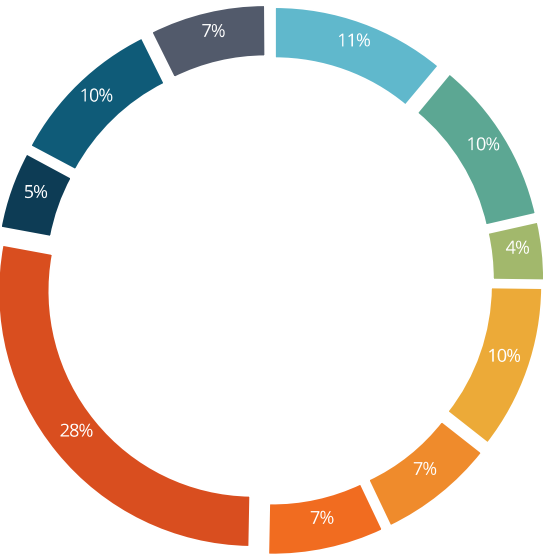
Completed Date:

Last Month

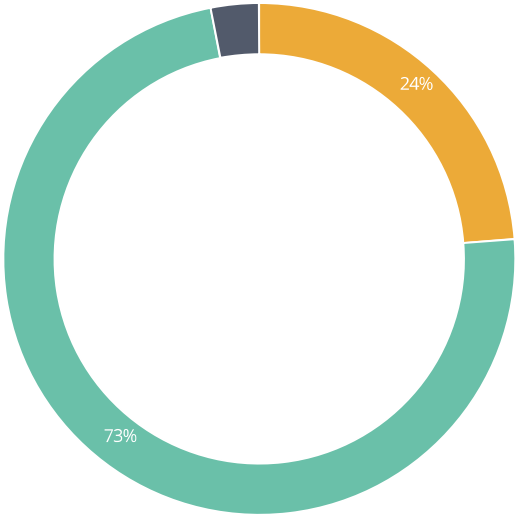
Requests by Module



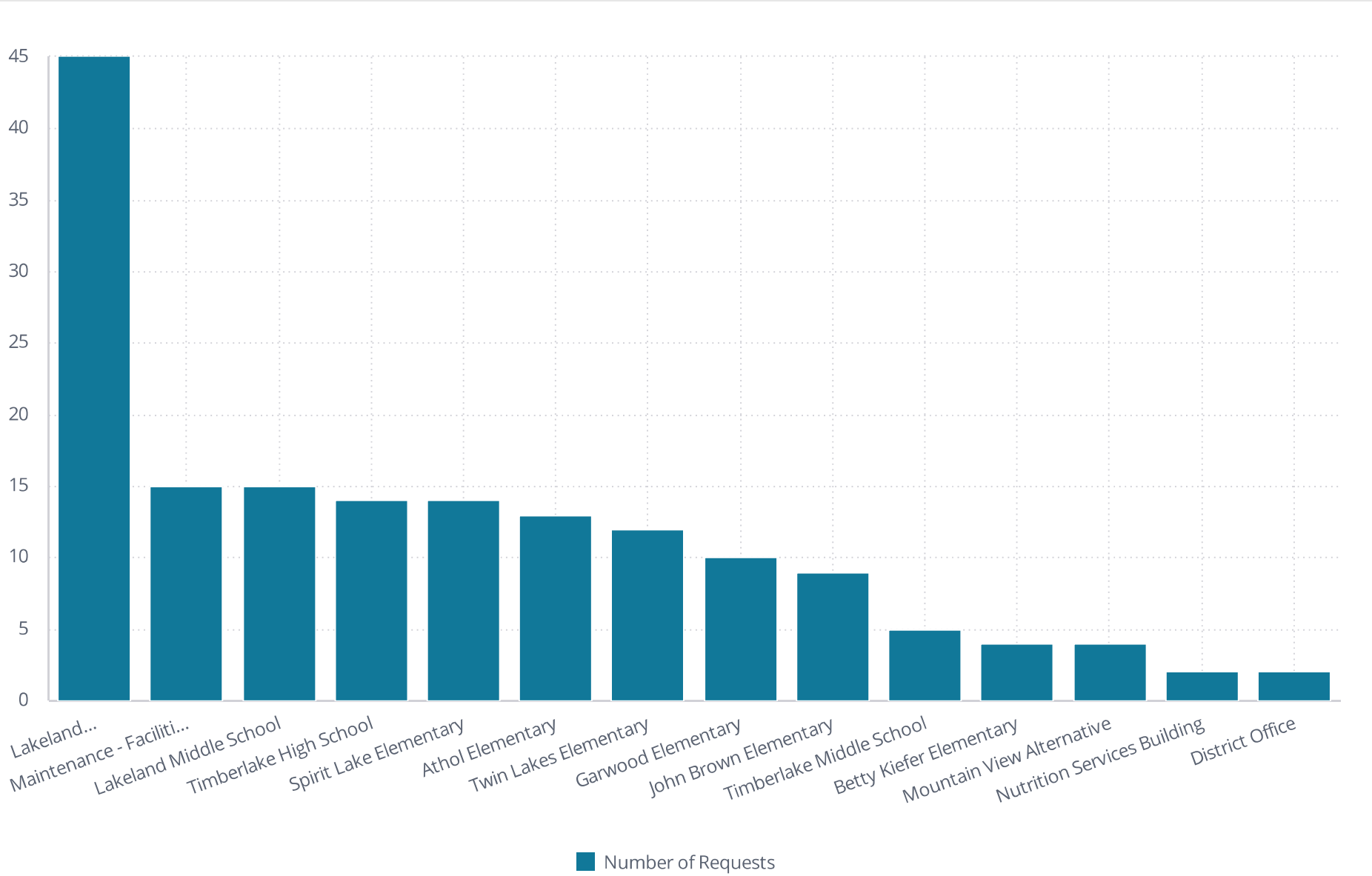
Requests by Type



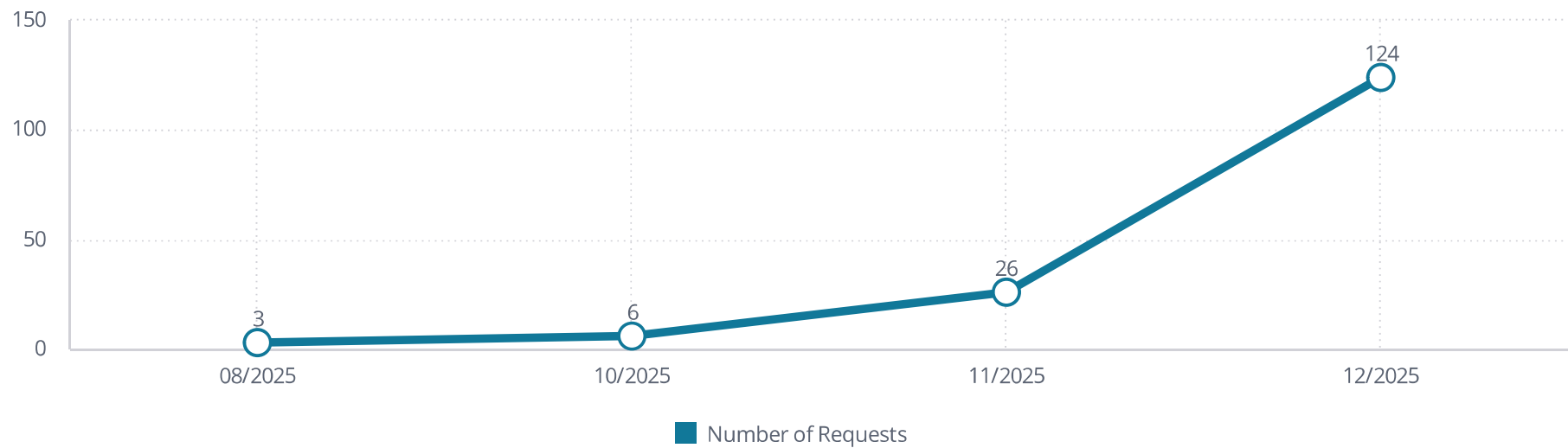
Requests by Current Status



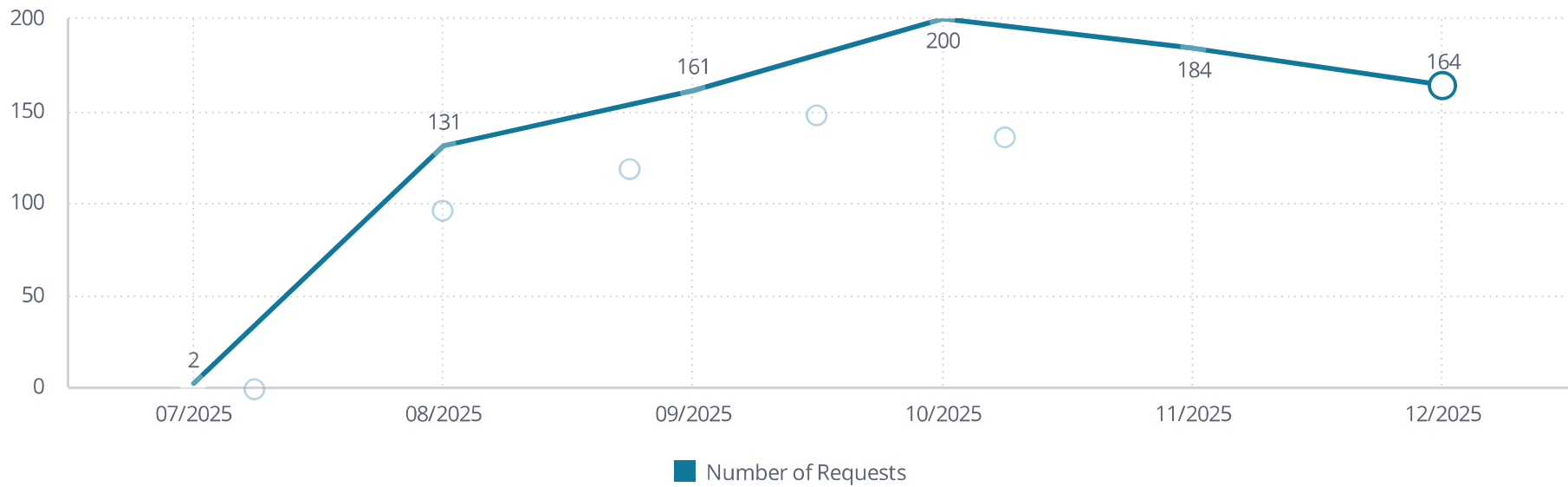
Requests by Building



Trend of Requests Created Per Month



Trend of Requests Completed Per Month



Request Details

Module	Request	Type	Building	Location
Equipment Log	Jon graf	Not Applicable	Timberlake High School	Wing 300 Mezzanine - (Room 300)
Maintenance R...	8098458 - Annual Fire sprinkl...	Safety/Security	Maintenance - Facilities Building	Riser room & Fire Panel
	8106599 - Repair holes in dry...	Other	Lakeland High School	2nd Floor Weight Room
	8107340 - heater doesn't blo...	Electrical	Athol Elementary	North Central Wing - (Room 14)
	8230622 - Light	Electrical	Timberlake High School	THS Main Gym
	8254856 - Emergency light in ...	Electrical	Mountain View Alternative	MV Gym
	8254887 - Emergency light in ...	Electrical	Mountain View Alternative	Downstairs hallway
	8279739 - SLE risers to AE	Moving equipment / Supplies	Athol Elementary	SLE risers
	8295690 - Hand washing sink...	Plumbing	John Brown Elementary	Room 7 closet
	8302697 - Door Closer	Other	Timberlake Middle School	Main entrance
	8322068 - Install doors	Other	Lakeland High School	2nd Floor Wrestling Room
	8324232 - MAINT 6 MONTH F...	Heating-Cooling	Maintenance - Facilities Building	Metal Shop
	8324419 - Replace broken Pa...	Custodial	Lakeland High School	LHS Boys Foyer Restroom
	8336157 - Sand, Buff, and rep...	Custodial	Lakeland High School	LHS Girls Junior Restroom
	8339129 - Pest control to insi...	Pest Control	Lakeland High School	Concession stand by gym
	8339168 - Doug DeMoss	Other	John Brown Elementary	Gym
	8349879 - New doors for wre...	Other	Lakeland High School	2nd Floor Wrestling Room
	8349945 - Missing heat tape ...	Custodial	Lakeland High School	N.E. Roof
	8350410 - Dumpsters moved	Custodial	Lakeland High School	LHS Parking Lot

Module Request	Type	Building	Completed Date
Maintenan 8279739 - SLE risers to AE	Moving equipment / Supplies	Athol Elementary	12/10/2025
Maintenan 8279739 - SLE risers to AE	Moving equipment / Supplies	Athol Elementary	12/10/2025
Maintenan 8494963 - My spreader broke this morning	Landscaping/Grounds	Athol Elementary	12/3/2025
Maintenan 8509272 - Check the district for any wind damage	Landscaping/Grounds	Athol Elementary	12/9/2025
Maintenan 8509272 - Check the district for any wind damage	Landscaping/Grounds	Athol Elementary	12/9/2025
Maintenan 8512147 - Cut down and remove the dead tree.	Landscaping/Grounds	Athol Elementary	12/10/2025
Maintenan 8512147 - Cut down and remove the dead tree.	Landscaping/Grounds	Athol Elementary	12/10/2025
Maintenan 8507243 - The green table outside of tunnel doors needs to be fixed or out	Landscaping/Grounds	Athol Elementary	12/12/2025
Maintenan 8507243 - The green table outside of tunnel doors needs to be fixed or out	Landscaping/Grounds	Athol Elementary	12/12/2025
Maintenan 8488434 - heat doesn't seem to be coming on the thermostat in the main office	Heating-Cooling	Athol Elementary	12/9/2025
Maintenan 8488434 - heat doesn't seem to be coming on the thermostat in the main office	Heating-Cooling	Athol Elementary	12/9/2025
Maintenan 8492397 - No heat	Heating-Cooling	Athol Elementary	12/9/2025
Maintenan 8494981 - need smart board hung up.	Electrical	Athol Elementary	12/4/2025
Maintenan 8494981 - need smart board hung up.	Electrical	Athol Elementary	12/4/2025
Maintenan 8107340 - heater doesn't blow heat	Electrical	Athol Elementary	12/1/2025
Maintenan 8526615 - need a set of curtain rod holders	Custodial	Athol Elementary	12/16/2025
Maintenan 8541423 - Pre Holiday Break Districtwide HVAC Walk Through Inspection	Heating-Cooling	Athol Elementary	12/23/2025
Maintenan 8522713 - tile machine only holing a charge foir about 15 minutes.	Custodial	Athol Elementary	12/12/2025
Maintenan 8496704 - Fuel	Other	Athol Elementary	12/3/2025
Maintenan 8490502 - Snowblower pull start rope	Landscaping/Grounds	Betty Kiefer Elementary	12/2/2025
Maintenan 8526019 - HVAC troubleshooting	Heating-Cooling	Betty Kiefer Elementary	12/15/2025
Maintenan 8483979 - Gym heater	Heating-Cooling	Betty Kiefer Elementary	12/2/2025
Maintenan 8483979 - Gym heater	Heating-Cooling	Betty Kiefer Elementary	12/2/2025
Maintenan 8491387 - Heat request	Heating-Cooling	Betty Kiefer Elementary	12/9/2025
Maintenan 8491387 - Heat request	Heating-Cooling	Betty Kiefer Elementary	12/9/2025
Maintenan 8488771 - You have boxes and buckets	Moving equipment / Supplies	District Office	12/2/2025
Maintenan 8508612 - Bathroom door needs a new door handle. Bathroom by the copier	Custodial	District Office	12/9/2025
Maintenan 8538439 - change light fixture/bulb	Safety/Security	Garwood Elementary	12/23/2025
Maintenan 8507049 - Disposal	Furniture	Garwood Elementary	12/9/2025
Maintenan 8507049 - Disposal	Furniture	Garwood Elementary	12/9/2025
Maintenan 8491270 - cafeteria thermostat	Heating-Cooling	Garwood Elementary	12/9/2025
Maintenan 8491270 - cafeteria thermostat	Heating-Cooling	Garwood Elementary	12/9/2025
Maintenan 8505103 - new faucet in 2nd office bathroom	Plumbing	Garwood Elementary	12/8/2025
Maintenan 8505103 - new faucet in 2nd office bathroom	Plumbing	Garwood Elementary	12/8/2025
Maintenan 8480536 - faucet	Plumbing	Garwood Elementary	12/1/2025
Maintenan 8484250 - threshold	Other	Garwood Elementary	12/2/2025
Maintenan 8484250 - threshold	Other	Garwood Elementary	12/2/2025
Maintenan 8483260 - welding chair racks	Other	Garwood Elementary	12/1/2025
Maintenan 8536401 - Building Fascia falling	Other	Garwood Elementary	12/31/2025
Maintenan 8545958 - replace missing screws and bolts	Playground	Garwood Elementary	12/31/2025
Maintenan 8507372 - request by Garwood for replacement Gym Speaker	Safety/Security	Garwood Elementary	12/8/2025
Maintenan 8492950 - Trim trees behind the gym area	Landscaping/Grounds	John Brown Elementary	12/3/2025
Maintenan 8492950 - Trim trees behind the gym area	Landscaping/Grounds	John Brown Elementary	12/3/2025
Maintenan 8545454 - Doug DeMoss	Plumbing	John Brown Elementary	12/30/2025
Maintenan 8499138 - Doug DeMoss	Electrical	John Brown Elementary	12/15/2025
Maintenan 8492546 - repairs	Custodial	John Brown Elementary	12/2/2025
Maintenan 8506546 - Doug DeMoss	Other	John Brown Elementary	12/9/2025

Maintenan 8506546 - Doug DeMoss	Other	John Brown Elementary	12/9/2025
Maintenan 8545448 - Doug DeMoss	Other	John Brown Elementary	12/30/2025
Maintenan 8339168 - Doug DeMoss	Other	John Brown Elementary	12/23/2025
Maintenan 8339168 - Doug DeMoss	Other	John Brown Elementary	12/23/2025
Maintenan 8535882 - Doug DeMoss	Playground	John Brown Elementary	12/18/2025
Maintenan 8295690 - Hand washing sink in the closet of room 7	Plumbing	John Brown Elementary	12/23/2025
Maintenan 8541485 - Move 6 chairs to Garwood Elementary	Moving equipment / Supplies	Lakeland High School	12/29/2025
Maintenan 8541485 - Move 6 chairs to Garwood Elementary	Moving equipment / Supplies	Lakeland High School	12/29/2025
Maintenan 8489694 - State Inspection- Open ceiling hatch and 4 holes in ceiling	Safety/Security	Lakeland High School	12/12/2025
Maintenan 8489694 - State Inspection- Open ceiling hatch and 4 holes in ceiling	Safety/Security	Lakeland High School	12/12/2025
Maintenan 8545318 - Patch/fill hole in cement floor in art hallway	Safety/Security	Lakeland High School	12/30/2025
Maintenan 8487071 - State Inspection- Excess force to open NW interior exit doors	Safety/Security	Lakeland High School	12/8/2025
Maintenan 8515990 - State Inspection - Install Fire Riser Room sign on Room #12 door	Safety/Security	Lakeland High School	12/18/2025
Maintenan 8516011 - State Inspection-Unsecured shelving unit in fire exit	Safety/Security	Lakeland High School	12/18/2025
Maintenan 8477573 - State Inspection - remove storage in wrestling room stairways	Furniture	Lakeland High School	12/3/2025
Maintenan 8477573 - State Inspection - remove storage in wrestling room stairways	Furniture	Lakeland High School	12/3/2025
Maintenan 8533552 - Storm damage cleanup	Landscaping/Grounds	Lakeland High School	12/18/2025
Maintenan 8533552 - Storm damage cleanup	Landscaping/Grounds	Lakeland High School	12/18/2025
Maintenan 8536941 - Clean up rest of tree	Landscaping/Grounds	Lakeland High School	12/19/2025
Maintenan 8536941 - Clean up rest of tree	Landscaping/Grounds	Lakeland High School	12/19/2025
Maintenan 8487736 - Dead Trees	Landscaping/Grounds	Lakeland High School	12/18/2025
Maintenan 8339129 - Pest control to inside concession stands	Pest Control	Lakeland High School	12/3/2025
Maintenan 8339129 - Pest control to inside concession stands	Pest Control	Lakeland High School	12/3/2025
Maintenan 8495671 - Aux Gym Score clock	Electrical	Lakeland High School	12/8/2025
Maintenan 8479969 - conduit disconnected from Electrical box	Electrical	Lakeland High School	12/19/2025
Maintenan 8536540 - Solder backboard	Electrical	Lakeland High School	12/31/2025
Maintenan 8480440 - State Inspection -Need Large covers for electric boxes	Electrical	Lakeland High School	12/10/2025
Maintenan 8480440 - State Inspection -Need Large covers for electric boxes	Electrical	Lakeland High School	12/10/2025
Maintenan 8509974 - White board installed in Room 2	Custodial	Lakeland High School	12/9/2025
Maintenan 8509996 - White board installed	Custodial	Lakeland High School	12/9/2025
Maintenan 8510024 - Whiteboards installed in Room #3	Custodial	Lakeland High School	12/9/2025
Maintenan 8532018 - Install emergency light in Room #27	Custodial	Lakeland High School	12/17/2025
Maintenan 8515932 - State Inspection -Replace door knob plate preventing fire magnet operation	Custodial	Lakeland High School	12/18/2025
Maintenan 8324419 - Replace broken Paper Towel Dispenser in Boys foyer restroom	Custodial	Lakeland High School	12/3/2025
Maintenan 8324419 - Replace broken Paper Towel Dispenser in Boys foyer restroom	Custodial	Lakeland High School	12/3/2025
Maintenan 8336157 - Sand, Buff, and repaint over vandalism scratches	Custodial	Lakeland High School	12/3/2025
Maintenan 8336157 - Sand, Buff, and repaint over vandalism scratches	Custodial	Lakeland High School	12/3/2025
Maintenan 8349945 - Missing heat tape on one drain on roof	Custodial	Lakeland High School	12/3/2025
Maintenan 8349945 - Missing heat tape on one drain on roof	Custodial	Lakeland High School	12/3/2025
Maintenan 8367902 - Girls Locker Room - Fix Lockers	Custodial	Lakeland High School	12/9/2025
Maintenan 8353063 - Bleacher Maintenance	Other	Lakeland High School	12/30/2025
Maintenan 8353063 - Bleacher Maintenance	Other	Lakeland High School	12/30/2025
Maintenan 8540010 - Hang Door	Other	Lakeland High School	12/22/2025
Maintenan 8349879 - New doors for wrestling room access	Other	Lakeland High School	12/22/2025
Maintenan 8367934 - Cut in roll up door for shed	Other	Lakeland High School	12/18/2025
Maintenan 8322068 - Install doors	Other	Lakeland High School	12/16/2025
Maintenan 8526224 - Wrestling Mats	Other	Lakeland High School	12/23/2025
Maintenan 8526224 - Wrestling Mats	Other	Lakeland High School	12/23/2025

Maintenan 8477488 - State Inspection - fire extinguisher installed in Weight Room	Other	Lakeland High School	12/3/2025
Maintenan 8477488 - State Inspection - fire extinguisher installed in Weight Room	Other	Lakeland High School	12/3/2025
Maintenan 8488517 - Scissor Lift	Moving equipment / Supplies	Lakeland High School	12/1/2025
Maintenan 8487534 - State Inspection- Big Gym windows on the gym side are not safely protected	Safety/Security	Lakeland High School	12/4/2025
Maintenan 8489687 - state Inspection- replace lock in Boys locker room, exit door locked from inside	Safety/Security	Lakeland High School	12/1/2025
Maintenan 8506324 - Water bottle filler sensor in the main gym.	Electrical	Lakeland High School	12/12/2025
Maintenan 8486737 - State Inspection- Fire extinguisher installation in Field House	Custodial	Lakeland High School	12/1/2025
Maintenan 8350410 - Dumpsters moved	Custodial	Lakeland High School	12/9/2025
Maintenan 8106599 - Repair holes in drywall	Other	Lakeland High School	12/23/2025
Maintenan 8353063 - Bleacher Maintenance	Other	Lakeland High School	12/30/2025
Maintenan 8499708 - Side by Side	Other	Lakeland High School	12/4/2025
Maintenan 8527388 - Parking Lot Drain	Other	Lakeland High School	12/15/2025
Maintenan 8540010 - Hang Door	Other	Lakeland High School	12/22/2025
Maintenan 8535208 - Cut wall bolts	Other	Lakeland High School	12/18/2025
Planned M 478810 - LHS BI-MONTHLY FILTER (2025-12-15)	Heating - Cooling	Lakeland High School	12/15/2025
Planned M 474778 - LHS 3 MONTH FILTER (2025-12-09)	Heating - Cooling	Lakeland High School	12/11/2025
Planned M 478810 - LHS BI-MONTHLY FILTER (2025-12-29)	Heating - Cooling	Lakeland High School	12/15/2025
Maintenan 8544971 - Moving tables	Moving equipment / Supplies	Lakeland Middle School	12/30/2025
Maintenan 8544971 - Moving tables	Moving equipment / Supplies	Lakeland Middle School	12/30/2025
Maintenan 8498599 - Pick up shopping carts from Super1 CDA	Moving equipment / Supplies	Lakeland Middle School	12/22/2025
Maintenan 8498599 - Pick up shopping carts from Super1 CDA	Moving equipment / Supplies	Lakeland Middle School	12/22/2025
Maintenan 8523292 - Tires and drag	Moving equipment / Supplies	Lakeland Middle School	12/15/2025
Maintenan 8523292 - Tires and drag	Moving equipment / Supplies	Lakeland Middle School	12/15/2025
Maintenan 8509999 - lock fix	Furniture	Lakeland Middle School	12/18/2025
Maintenan 8509999 - lock fix	Furniture	Lakeland Middle School	12/18/2025
Maintenan 8532366 - noise	Heating-Cooling	Lakeland Middle School	12/18/2025
Maintenan 8491381 - drain plugged	Plumbing	Lakeland Middle School	12/3/2025
Maintenan 8518730 - Sink fix or change	Plumbing	Lakeland Middle School	12/23/2025
Maintenan 8502689 - Urinal fix	Plumbing	Lakeland Middle School	12/9/2025
Maintenan 8495480 - broken knob	Electrical	Lakeland Middle School	12/3/2025
Maintenan 8487822 - Key	Other	Lakeland Middle School	12/2/2025
Maintenan 8487822 - Key	Other	Lakeland Middle School	12/2/2025
Maintenan 8509834 - Thermostat cover	Other	Lakeland Middle School	12/10/2025
Maintenan 8525207 - Keys	Other	Lakeland Middle School	12/15/2025
Maintenan 8477249 - New exterior key for LMS	Other	Lakeland Middle School	12/2/2025
Maintenan 8536001 - Exhaust Fan Cover	Heating-Cooling	Lakeland Middle School	12/18/2025
Maintenan 8499314 - Screws	Other	Lakeland Middle School	12/8/2025
Maintenan 8098458 - Annual Fire sprinkler& Fire panel inspections	Safety/Security	Maintenance - Facilities Building	12/16/2025
Maintenan 8512058 - clean grounds shop	Landscaping/Grounds	Maintenance - Facilities Building	12/9/2025
Maintenan 8512058 - clean grounds shop	Landscaping/Grounds	Maintenance - Facilities Building	12/9/2025
Maintenan 8500025 - deliver supplies	Custodial	Maintenance - Facilities Building	12/4/2025
Maintenan 8500025 - deliver supplies	Custodial	Maintenance - Facilities Building	12/4/2025
Maintenan 8500350 - Remove all parts from the bent mower deck	Other	Maintenance - Facilities Building	12/5/2025
Maintenan 8500350 - Remove all parts from the bent mower deck	Other	Maintenance - Facilities Building	12/5/2025
Maintenan 8503432 - Load all metal and deliver to Hern	Other	Maintenance - Facilities Building	12/5/2025
Maintenan 8503432 - Load all metal and deliver to Hern	Other	Maintenance - Facilities Building	12/5/2025
Maintenan 8508148 - Gather all trash from outside the shop for disposal	Other	Maintenance - Facilities Building	12/8/2025
Maintenan 8508383 - fix hole in floor	Other	Maintenance - Facilities Building	12/8/2025

Maintenan 8508383 - fix hole in floor	Other	Maintenance - Facilities Building	12/8/2025
Maintenan 8508148 - Gather all trash from outside the shop for disposal	Other	Maintenance - Facilities Building	12/8/2025
Maintenan 8508383 - fix hole in floor	Other	Maintenance - Facilities Building	12/8/2025
Maintenan 8530794 - Replace the blade on the table saw	Other	Maintenance - Facilities Building	12/16/2025
Maintenan 8530794 - Replace the blade on the table saw	Other	Maintenance - Facilities Building	12/16/2025
Maintenan 8493072 - FMX	Other	Maintenance - Facilities Building	12/2/2025
Maintenan 8493068 - FMX REDUNDANT DATA PURGE	Heating-Cooling	Maintenance - Facilities Building	12/3/2025
Maintenan 8522868 - DATA ENTRY FOR FMX PM EQUIPMENT MODULE	Heating-Cooling	Maintenance - Facilities Building	12/12/2025
Maintenan 8324232 - MAINT 6 MONTH FILTER CHANGE	Heating-Cooling	Maintenance - Facilities Building	12/11/2025
Maintenan 8496686 - Scissor Lift	Other	Maintenance - Facilities Building	12/3/2025
Maintenan 8254856 - Emergency light in gym	Electrical	Mountain View Alternative	12/16/2025
Maintenan 8254887 - Emergency light in hallway	Electrical	Mountain View Alternative	12/16/2025
Maintenan 8489256 - Sinkhole starting to form	Other	Mountain View Alternative	12/1/2025
Maintenan 8489256 - Sinkhole starting to form	Other	Mountain View Alternative	12/1/2025
Maintenan 8511911 - Key	Other	Mountain View Alternative	12/9/2025
Maintenan 8501253 - massage table	Moving equipment / Supplies	Spirit Lake Elementary	12/5/2025
Maintenan 8501253 - massage table	Moving equipment / Supplies	Spirit Lake Elementary	12/5/2025
Maintenan 8502245 - Door in room 2B needs a safety window	Safety/Security	Spirit Lake Elementary	12/12/2025
Maintenan 8502245 - Door in room 2B needs a safety window	Safety/Security	Spirit Lake Elementary	12/12/2025
Maintenan 8510626 - Double keyed door lock assy. needs to be tightened.	Safety/Security	Spirit Lake Elementary	12/10/2025
Maintenan 8500056 - Two small rooms at the end of the primary hall need the inside door lock blanked off.	Safety/Security	Spirit Lake Elementary	12/16/2025
Maintenan 8494849 - More sand please when time permits.	Landscaping/Grounds	Spirit Lake Elementary	12/4/2025
Maintenan 8516250 - Exterior Soffits	Heating-Cooling	Spirit Lake Elementary	12/12/2025
Maintenan 8516250 - Exterior Soffits	Heating-Cooling	Spirit Lake Elementary	12/12/2025
Maintenan 8487370 - Heater not working	Heating-Cooling	Spirit Lake Elementary	12/9/2025
Maintenan 8487370 - Heater not working	Heating-Cooling	Spirit Lake Elementary	12/9/2025
Maintenan 8541481 - Add plug for heat tape	Electrical	Spirit Lake Elementary	12/23/2025
Maintenan 8515355 - Re-attach stall divider	Custodial	Spirit Lake Elementary	12/10/2025
Maintenan 8352049 - Put up new heat tape	Other	Spirit Lake Elementary	12/16/2025
Maintenan 8514918 - Add insulation	Other	Spirit Lake Elementary	12/22/2025
Maintenan 8514918 - Add insulation	Other	Spirit Lake Elementary	12/22/2025
Maintenan 8520430 - Pick up window kit from Grizzly Glass	Other	Spirit Lake Elementary	12/11/2025
Maintenan 8520430 - Pick up window kit from Grizzly Glass	Other	Spirit Lake Elementary	12/11/2025
Maintenan 8514742 - move lift	Moving equipment / Supplies	Spirit Lake Elementary	12/22/2025
Maintenan 8540289 - SLE Main Entrance Soffit Filter Installation	Heating-Cooling	Spirit Lake Elementary	12/22/2025
Maintenan 8518170 - removal of sink	Other	Timberlake High School	12/15/2025
Maintenan 8518170 - removal of sink	Other	Timberlake High School	12/15/2025
Maintenan 8545504 - broken brackets	Other	Timberlake High School	12/31/2025
Maintenan 8510335 - hang pictures	Other	Timberlake High School	12/30/2025
Maintenan 8546117 - wrestling mats	Moving equipment / Supplies	Timberlake High School	12/31/2025
Maintenan 8362398 - scissor lift	Other	Timberlake High School	12/3/2025
Maintenan 8491679 - move mats	Moving equipment / Supplies	Timberlake High School	12/8/2025
Maintenan 8510309 - broken lock	Safety/Security	Timberlake High School	12/15/2025
Maintenan 8510309 - broken lock	Safety/Security	Timberlake High School	12/15/2025
Maintenan 8515078 - acorn sink	Plumbing	Timberlake High School	12/10/2025
Maintenan 8517201 - male end of cord needs replaced	Electrical	Timberlake High School	12/11/2025
Maintenan 8230622 - Light	Electrical	Timberlake High School	12/11/2025
Maintenan 8478864 - rider	Custodial	Timberlake High School	12/3/2025

Maintenanc 8509458 - Sound Boards
 Maintenance 8518170 - removal of sink
 Planned M 478958 - TLHS 1 MONTH FILTER (2025-12-15)
 Maintenance 8488316 - fire panel trouble
 Maintenance 8470272 - Please move THS and TMS wrestling mats to THS from TMS
 Maintenance 8366412 - Light Out
 Maintenance 8302697 - Door Closer
 Maintenance 8492001 - Door knob / lock repair.
 Maintenance 8541979 - Plug in came off both of vacuums
 Maintenance 8515772 - New Fire extinguisher
 Maintenance 8508345 - Need new hook
 Maintenance 8502706 - Light sensor turns off with people in room
 Maintenance 8486915 - Liquid Mag
 Maintenance 8491832 - Snow blower will not stay running, continues to stall out.
 Maintenance 8536010 - Trash the kitchen set
 Maintenance 8498469 - Need more ice melt
 Maintenance 8530978 - Walk Through HVAC Inspections
 Maintenance 8533609 - TLE EF INQUIRY
 Maintenance 8498478 - Vents falling
 Maintenance 8535741 - School Bell doesn't work

Other	Timberlake High School	12/9/2025
Other	Timberlake High School	12/15/2025
Heating - Cooling	Timberlake High School	12/11/2025
Safety/Security	Timberlake Middle School	12/1/2025
Furniture	Timberlake Middle School	12/8/2025
Electrical	Timberlake Middle School	12/2/2025
Other	Timberlake Middle School	12/3/2025
Other	Timberlake Middle School	12/10/2025
Electrical	Twin Lakes Elementary	12/29/2025
Safety/Security	Twin Lakes Elementary	12/16/2025
Furniture	Twin Lakes Elementary	12/9/2025
Electrical	Twin Lakes Elementary	12/10/2025
Other	Twin Lakes Elementary	12/1/2025
Moving equipment / Supplies	Twin Lakes Elementary	12/2/2025
Furniture	Twin Lakes Elementary	12/18/2025
Landscaping/Grounds	Twin Lakes Elementary	12/4/2025
Heating-Cooling	Twin Lakes Elementary	12/16/2025
Heating-Cooling	Twin Lakes Elementary	12/17/2025
Other	Twin Lakes Elementary	12/4/2025
Other	Twin Lakes Elementary	12/18/2025



State of Idaho

Division of Occupational and Professional Licenses

BRAD LITTLE
Governor
RUSSELL BARRON
Administrator

11341 W Chinden Blvd.
P.O. Box 83720
Boise, ID 83720-0063
(208) 334-3233
dopl.idaho.gov

FACILITY AND INSPECTION INFORMATION

Facility/Business No:
E-272-0011

Inspector: Rick Hill
Inspection Date: 11/3/2025

Owner:
Lakeland SD

Contact: Tim Haag

Location:
Athol Elementary 6333 E Menser, Athol

Contact Phone: [Click or tap here to enter text.](#)
Contact E-mail: tim.hagg@lakeland272.org

FINDINGS

GENERAL INFORMATION:

1. Idaho Title 39, Chapter 80, also known as the "Idaho Uniform School Building Safety Act," establishes safety and construction standards of public school buildings in Idaho. It requires schools to adhere to a uniform safety code, which incorporates various national and state codes to ensure the health, safety, and welfare of occupants.
2. It is the responsibility of the facilities management team, employees, and associated contractors to ensure a safe working environment for all employees, attendees and visitors.
3. Review the entire list of "Findings" and develop a corrective plan.
4. Review previous years "Findings" to ensure that any issues not resolved are addressed.
5. A response regarding your plans for corrective action for the potential safety hazards is required within 20 calendar days of receipt of report.
6. Corrections need not be completed to respond. Should additional time be needed to formulate responses an extension of time for up to 60 days may be requested.
7. Include the State ID number, found at the top of this report with your response.
8. Please email your written responses to safety@dopl.idaho.gov

DETAILED FINDINGS:

FIRE

Emergency access blocked / fire lanes / Fire doors / Fire assemblies / Fire strobes / Fire bells, / Smoke detectors, Fire alarms, etc.

Click or tap here to enter text.

Fire riser rooms, Electrical rooms, HVAC rooms, etc. are required to be identified.

Click or tap here to enter text.

The equipment rooms are used for storage.

Click or tap here to enter text.

Fire extinguishers (FE) missing, out of date, not fully charged, not properly hung, obstructed, or hidden from view, locations, and distancing.

Click or tap here to enter text.

Electrical panel breakers are not properly labeled, or missing blanks.

Missing ceiling tiles or sprinkler heads escutcheons. Ceiling clearances of storage items. Ventilation.

Click or tap here to enter text.

Electrical panel boxes (EPs) HVAC units, and other appliances and electrical switches work area clearances.

EGRESS

Exit signs (ES) not illuminated, working properly, or missing / Emergency lights (EL) not working properly / obstructed from view, not working, or in disrepair, etc.

Lunchroom, Gym: Broken emergency lights.

The Egress routes must be maintained.

Click or tap here to enter text.

Trip and slip hazards, uneven pathways, cords, projections, clutter, rugs, drains, etc. in the walking path or around exit routes, other miscellaneous trip hazards etc.

Click or tap here to enter text.

Stairways, guardrails, handrails, and landings.

Click or tap here to enter text.

Emergency Action Plans (EAP), Fire drills, Training and record keeping.

Click or tap here to enter text.

PERSONAL SAFETY

NEC 210.8 Ground-fault circuit interrupter (GFCI)

Click or tap here to enter text.

Eyewash Stations (EWS)

Click or tap here to enter text.

First aid kit (FAK) not complete, missing various first aid items, items appear to be in poor condition, out of date, AED unobstructed and readily visible.

Click or tap here to enter text.

Personal Protective Equipment (PPE).

Click or tap here to enter text.

Tools missing guards and required point of operation safeguards

Click or tap here to enter text.

Pressure vessels.

Click or tap here to enter text.

CHEMICAL SAFETY

Laboratories, Safety Data Sheets (SDS), spill control, fire blankets, extinguishers, eye wash Stations, first aid kits, and emergency action plans, chemical storage.

Click or tap here to enter text.

SAFE WORKPLACE PRACTICES

Throughout many areas of this facility, clutter and items are laying around on the floors, stacked in corners, hallways, exit routes, landings, storage, sheds, utility rooms, and under stair storage areas, etc.

Click or tap here to enter text.

Appliances with heating elements such as coffee pots, space heaters, toasters and microwaves need to be plugged directly into a wall outlet and not into a power-strip or extension cord.

Room 13: Microwave not plugged directy to wall.

Electrical boxes that are missing covers, conduits that are not secured or improperly connected to the electrical box and electrical boxes that are not secured properly.

Library Office: Missing outlet cover.

Electrical extension cords and multi-plugs.

Thruout school light strings connected with metal clipe to ceiling grid.

Safe storage of materials

Click or tap here to enter text.

Cabinets and / or shelving not secured.

Click or tap here to enter text.

MISCELLANEOUS SAFETY ISSUES

Welding, gas cylinders, storage, welding apparatus, safety cans

Click or tap here to enter text.

Equipment not secured

Click or tap here to enter text.

Tools and equipment in unsafe or damaged condition, missing parts, use of safety cans, frayed electrical cords.

Chainlinked area outside: Broken electric conduit with exposed wires.

Rigging - Chains, straps, hooks, clevises, cables, slings, harnesses, etc.

Click or tap here to enter text.

Building issues, cracks in interior and exterior walls, water or drainage issues, deterioration, etc.

Click or tap here to enter text.

Playground equipment and safety issues.

Playground: Play structure flex walkway has structural cracks in metal.

Green picnic table bench broken.

Unusual Findings, Non-permitted work, etc.

Click or tap here to enter text.

NEXT STEPS:

1. Review the entire list of "Findings" and develop a corrective plan.

2. Review previous years “Findings” to ensure that any issues not resolved are addressed.
3. A response regarding your plans for corrective action for the potential safety hazards is required within 20 calendar days of receipt of report.
4. Corrections need not be completed to respond. Should additional time be needed to formulate responses an extension of time for up to 60 days may be requested.
5. Include the State ID number, found at the top of this report with your response.
6. Please email your written responses to safety@dopl.idaho.gov



State of Idaho

Division of Occupational and Professional Licenses

BRAD LITTLE
Governor
RUSSELL BARRON
Administrator

11341 W Chinden Blvd.
P.O. Box 83720
Boise, ID 83720-0063
(208) 334-3233
dopl.idaho.gov

FACILITY AND INSPECTION INFORMATION

Facility/Business No:
E-272-0014

Inspector: Rick Hill
Inspection Date: 11/7/2025

Owner:
Lakeland SD

Location:
Betty Kiefer Elementary 13898 N Schooner,
Rathdrum

Contact: Tim Haag
Contact Phone: [Click or tap here to enter text.](#)
Contact E-mail: tim.hagg@lakeland272.org

FINDINGS

GENERAL INFORMATION:

1. Idaho Title 39, Chapter 80, also known as the "Idaho Uniform School Building Safety Act," establishes safety and construction standards of public school buildings in Idaho. It requires schools to adhere to a uniform safety code, which incorporates various national and state codes to ensure the health, safety, and welfare of occupants.
2. It is the responsibility of the facilities management team, employees, and associated contractors to ensure a safe working environment for all employees, attendees and visitors.
3. Review the entire list of "Findings" and develop a corrective plan.
4. Review previous years "Findings" to ensure that any issues not resolved are addressed.
5. A response regarding your plans for corrective action for the potential safety hazards is required within 20 calendar days of receipt of report.
6. Corrections need not be completed to respond. Should additional time be needed to formulate responses an extension of time for up to 60 days may be requested.
7. Include the State ID number, found at the top of this report with your response.
8. Please email your written responses to safety@dopl.idaho.gov

DETAILED FINDINGS:

FIRE

Emergency access blocked / fire lanes / Fire doors / Fire assemblies / Fire strobes / Fire bells, / Smoke detectors, Fire alarms, etc.

Fire riser rooms, Electrical rooms, HVAC rooms, etc. are required to be identified.

Click or tap here to enter text.

The equipment rooms are used for storage.

Click or tap here to enter text.

Fire extinguishers (FE) missing, out of date, not fully charged, not properly hung, obstructed, or hidden from view, locations, and distancing.

Click or tap here to enter text.

Electrical panel breakers are not properly labeled, or missing blanks.

Missing ceiling tiles or sprinkler heads escutcheons. Ceiling clearances of storage items. Ventilation.

Click or tap here to enter text.

Electrical panel boxes (EPs) HVAC units, and other appliances and electrical switches work area clearances.

EGRESS

Exit signs (ES) not illuminated, working properly, or missing / Emergency lights (EL) not working properly / obstructed from view, not working, or in disrepair, etc.

Click or tap here to enter text.

The Egress routes must be maintained.

Click or tap here to enter text.

Trip and slip hazards, uneven pathways, cords, projections, clutter, rugs, drains, etc. in the walking path or around exit routes, other miscellaneous trip hazards etc.

Click or tap here to enter text.

Stairways, guardrails, handrails, and landings.

Click or tap here to enter text.

Emergency Action Plans (EAP), Fire drills, Training and record keeping.

Click or tap here to enter text.

PERSONAL SAFETY

NEC 210.8 Ground-fault circuit interrupter (GFCI)

Click or tap here to enter text.

Eyewash Stations (EWS)

Click or tap here to enter text.

First aid kit (FAK) not complete, missing various first aid items, items appear to be in poor condition, out of date, AED unobstructed and readily visible.

Click or tap here to enter text.

Personal Protective Equipment (PPE).

Click or tap here to enter text.

Tools missing guards and required point of operation safeguards

Click or tap here to enter text.

Pressure vessels.

Click or tap here to enter text.

CHEMICAL SAFETY

Laboratories, Safety Data Sheets (SDS), spill control, fire blankets, extinguishers, eye wash Stations, first aid kits, and emergency action plans, chemical storage.

Click or tap here to enter text.

SAFE WORKPLACE PRACTICES

Throughout many areas of this facility, clutter and items are laying around on the floors, stacked in corners, hallways, exit routes, landings, storage, sheds, utility rooms, and under stair storage areas, etc.

Click or tap here to enter text.

Appliances with heating elements such as coffee pots, space heaters, toasters and microwaves need to be plugged directly into a wall outlet and not into a power-strip or extension cord.

Click or tap here to enter text.

Electrical boxes that are missing covers, conduits that are not secured or improperly connected to the electrical box and electrical boxes that are not secured properly.

Electric panel D: Open breaker space.

Electrical extension cords and multi-plugs.

.Room 9, Office: Light strings hung with metal clips.

Safe storage of materials

Click or tap here to enter text.

Cabinets and / or shelving not secured.

Click or tap here to enter text.

MISCELLANEOUS SAFETY ISSUES

Welding, gas cylinders, storage, welding apparatus, safety cans

Click or tap here to enter text.

Equipment not secured

Click or tap here to enter text.

Tools and equipment in unsafe or damaged condition, missing parts, use of safety cans, frayed electrical cords.

Click or tap here to enter text.

Rigging - Chains, straps, hooks, clevises, cables, slings, harnesses, etc.

Click or tap here to enter text.

Building issues, cracks in interior and exterior walls, water or drainage issues, deterioration, etc.

Lunchroom RA box undersized.

Playground equipment and safety issues.

Click or tap here to enter text.

Unusual Findings, Non-permitted work, etc.

Click or tap here to enter text.

NEXT STEPS:

1. Review the entire list of “Findings” and develop a corrective plan.
2. Review previous years “Findings” to ensure that any issues not resolved are addressed.

3. A response regarding your plans for corrective action for the potential safety hazards is required within 20 calendar days of receipt of report.
4. Corrections need not be completed to respond. Should additional time be needed to formulate responses an extension of time for up to 60 days may be requested.
5. Include the State ID number, found at the top of this report with your response.
6. Please email your written responses to safety@dopl.idaho.gov



State of Idaho

Division of Occupational and Professional Licenses

BRAD LITTLE
Governor
RUSSELL BARRON
Administrator

11341 W Chinden Blvd.
P.O. Box 83720
Boise, ID 83720-0063
(208) 334-3233
dopl.idaho.gov

FACILITY AND INSPECTION INFORMATION

Facility/Business No:

Click or tap here to enter text.

Inspector: Rick Hill

Inspection Date: 11/6/2025

Owner:

Lakeland SD

Contact: Tim Haag

Location:

Main, Rathdrum

Contact Phone: Click or tap here to enter text.

Contact E-mail: tim.hagg@lakeland272.org

FINDINGS

GENERAL INFORMATION:

1. Idaho Title 39, Chapter 80, also known as the "Idaho Uniform School Building Safety Act," establishes safety and construction standards of public school buildings in Idaho. It requires schools to adhere to a uniform safety code, which incorporates various national and state codes to ensure the health, safety, and welfare of occupants.
2. It is the responsibility of the facilities management team, employees, and associated contractors to ensure a safe working environment for all employees, attendees and visitors.
3. Review the entire list of "Findings" and develop a corrective plan.
4. Review previous years "Findings" to ensure that any issues not resolved are addressed.
5. A response regarding your plans for corrective action for the potential safety hazards is required within 20 calendar days of receipt of report.
6. Corrections need not be completed to respond. Should additional time be needed to formulate responses an extension of time for up to 60 days may be requested.
7. Include the State ID number, found at the top of this report with your response.
8. Please email your written responses to safety@dopl.idaho.gov

DETAILED FINDINGS:

FIRE

Emergency access blocked / fire lanes / Fire doors / Fire assemblies / Fire strobes / Fire bells, / Smoke detectors, Fire alarms, etc.

Fire riser rooms, Electrical rooms, HVAC rooms, etc. are required to be identified.

Click or tap here to enter text.

The equipment rooms are used for storage.

Click or tap here to enter text.

Fire extinguishers (FE) missing, out of date, not fully charged, not properly hung, obstructed, or hidden from view, locations, and distancing.

FE missing monthly sign and date.

Electrical panel breakers are not properly labeled, or missing blanks.

Missing ceiling tiles or sprinkler heads escutcheons. Ceiling clearances of storage items. Ventilation.

Click or tap here to enter text.

Electrical panel boxes (EPs) HVAC units, and other appliances and electrical switches work area clearances.

EGRESS

Exit signs (ES) not illuminated, working properly, or missing / Emergency lights (EL) not working properly / obstructed from view, not working, or in disrepair, etc.

Click or tap here to enter text.

The Egress routes must be maintained.

Click or tap here to enter text.

Trip and slip hazards, uneven pathways, cords, projections, clutter, rugs, drains, etc. in the walking path or around exit routes, other miscellaneous trip hazards etc.

Click or tap here to enter text.

Stairways, guardrails, handrails, and landings.

Click or tap here to enter text.

Emergency Action Plans (EAP), Fire drills, Training and record keeping.

Click or tap here to enter text.

PERSONAL SAFETY

NEC 210.8 Ground-fault circuit interrupter (GFCI)

Click or tap here to enter text.

Eyewash Stations (EWS)

Click or tap here to enter text.

First aid kit (FAK) not complete, missing various first aid items, items appear to be in poor condition, out of date, AED unobstructed and readily visible.

Click or tap here to enter text.

Personal Protective Equipment (PPE).

Click or tap here to enter text.

Tools missing guards and required point of operation safeguards

Click or tap here to enter text.

Pressure vessels.

Click or tap here to enter text.

CHEMICAL SAFETY

Laboratories, Safety Data Sheets (SDS), spill control, fire blankets, extinguishers, eye wash Stations, first aid kits, and emergency action plans, chemical storage.

Click or tap here to enter text.

SAFE WORKPLACE PRACTICES

Throughout many areas of this facility, clutter and items are laying around on the floors, stacked in corners, hallways, exit routes, landings, storage, sheds, utility rooms, and under stair storage areas, etc.

Appliances with heating elements such as coffee pots, space heaters, toasters and microwaves need to be plugged directly into a wall outlet and not into a power-strip or extension cord.

Click or tap here to enter text.

Electrical boxes that are missing covers, conduits that are not secured or improperly connected to the electrical box and electrical boxes that are not secured properly.

Click or tap here to enter text.

Electrical extension cords and multi-plugs.

Safe storage of materials

Click or tap here to enter text.

Cabinets and / or shelving not secured.

Click or tap here to enter text.

MISCELLANEOUS SAFETY ISSUES

Welding, gas cylinders, storage, welding apparatus, safety cans

Click or tap here to enter text.

Equipment not secured

Click or tap here to enter text.

Tools and equipment in unsafe or damaged condition, missing parts, use of safety cans, frayed electrical cords.

Click or tap here to enter text.

Rigging - Chains, straps, hooks, clevises, cables, slings, harnesses, etc.

Click or tap here to enter text.

Building issues, cracks in interior and exterior walls, water or drainage issues, deterioration, etc.

Click or tap here to enter text.

Playground equipment and safety issues.

Click or tap here to enter text.

Unusual Findings, Non-permitted work, etc.

Click or tap here to enter text.

NEXT STEPS:

1. Review the entire list of “Findings” and develop a corrective plan.
2. Review previous years “Findings” to ensure that any issues not resolved are addressed.
3. A response regarding your plans for corrective action for the potential safety hazards is required within 20 calendar days of receipt of report.
4. Corrections need not be completed to respond. Should additional time be needed to formulate responses an extension of time for up to 60 days may be requested.
5. Include the State ID number, found at the top of this report with your response.
6. Please email your written responses to safety@dopl.idaho.gov



State of Idaho

Division of Occupational and Professional Licenses

BRAD LITTLE
Governor
RUSSELL BARRON
Administrator

11341 W Chinden Blvd.
P.O. Box 83720
Boise, ID 83720-0063
(208) 334-3233
dopl.idaho.gov

FACILITY AND INSPECTION INFORMATION

Facility/Business No:
E-272-0001

Inspector: Rick Hill
Inspection Date: 11/5/2025

Owner:
Lakeland SD
Location:
District Office 15506 N Washington,
Rathdrum

Contact: Tim Haag
Contact Phone: [Click or tap here to enter text.](#)
Contact E-mail: tim.hagg@lakeland272.org

FINDINGS

GENERAL INFORMATION:

1. Idaho Title 39, Chapter 80, also known as the "Idaho Uniform School Building Safety Act," establishes safety and construction standards of public school buildings in Idaho. It requires schools to adhere to a uniform safety code, which incorporates various national and state codes to ensure the health, safety, and welfare of occupants.
2. It is the responsibility of the facilities management team, employees, and associated contractors to ensure a safe working environment for all employees, attendees and visitors.
3. Review the entire list of "Findings" and develop a corrective plan.
4. Review previous years "Findings" to ensure that any issues not resolved are addressed.
5. A response regarding your plans for corrective action for the potential safety hazards is required within 20 calendar days of receipt of report.
6. Corrections need not be completed to respond. Should additional time be needed to formulate responses an extension of time for up to 60 days may be requested.
7. Include the State ID number, found at the top of this report with your response.
8. Please email your written responses to safety@dopl.idaho.gov

DETAILED FINDINGS:

FIRE

Emergency access blocked / fire lanes / Fire doors / Fire assemblies / Fire strobes / Fire bells, / Smoke detectors, Fire alarms, etc.

Fire riser rooms, Electrical rooms, HVAC rooms, etc. are required to be identified.

Click or tap here to enter text.

The equipment rooms are used for storage.

Click or tap here to enter text.

Fire extinguishers (FE) missing, out of date, not fully charged, not properly hung, obstructed, or hidden from view, locations, and distancing.

District Office missing monthly FX signature and date.

Electrical panel breakers are not properly labeled, or missing blanks.

Missing ceiling tiles or sprinkler heads escutcheons. Ceiling clearances of storage items. Ventilation.

Click or tap here to enter text.

Electrical panel boxes (EPs) HVAC units, and other appliances and electrical switches work area clearances.

EGRESS

Exit signs (ES) not illuminated, working properly, or missing / Emergency lights (EL) not working properly / obstructed from view, not working, or in disrepair, etc.

Click or tap here to enter text.

The Egress routes must be maintained.

Click or tap here to enter text.

Trip and slip hazards, uneven pathways, cords, projections, clutter, rugs, drains, etc. in the walking path or around exit routes, other miscellaneous trip hazards etc.

Click or tap here to enter text.

Stairways, guardrails, handrails, and landings.

Click or tap here to enter text.

Emergency Action Plans (EAP), Fire drills, Training and record keeping.

Click or tap here to enter text.

PERSONAL SAFETY

NEC 210.8 Ground-fault circuit interrupter (GFCI)

Click or tap here to enter text.

Eyewash Stations (EWS)

Click or tap here to enter text.

First aid kit (FAK) not complete, missing various first aid items, items appear to be in poor condition, out of date, AED unobstructed and readily visible.

Click or tap here to enter text.

Personal Protective Equipment (PPE).

Click or tap here to enter text.

Tools missing guards and required point of operation safeguards

Click or tap here to enter text.

Pressure vessels.

Click or tap here to enter text.

CHEMICAL SAFETY

Laboratories, Safety Data Sheets (SDS), spill control, fire blankets, extinguishers, eye wash Stations, first aid kits, and emergency action plans, chemical storage.

Click or tap here to enter text.

SAFE WORKPLACE PRACTICES

Throughout many areas of this facility, clutter and items are laying around on the floors, stacked in corners, hallways, exit routes, landings, storage, sheds, utility rooms, and under stair storage areas, etc.

Appliances with heating elements such as coffee pots, space heaters, toasters and microwaves need to be plugged directly into a wall outlet and not into a power-strip or extension cord.

Click or tap here to enter text.

Electrical boxes that are missing covers, conduits that are not secured or improperly connected to the electrical box and electrical boxes that are not secured properly.

Click or tap here to enter text.

Electrical extension cords and multi-plugs.

Safe storage of materials

Click or tap here to enter text.

Cabinets and / or shelving not secured.

Click or tap here to enter text.

MISCELLANEOUS SAFETY ISSUES

Welding, gas cylinders, storage, welding apparatus, safety cans

Click or tap here to enter text.

Equipment not secured

Click or tap here to enter text.

Tools and equipment in unsafe or damaged condition, missing parts, use of safety cans, frayed electrical cords.

Click or tap here to enter text.

Rigging - Chains, straps, hooks, clevises, cables, slings, harnesses, etc.

Click or tap here to enter text.

Building issues, cracks in interior and exterior walls, water or drainage issues, deterioration, etc.

Click or tap here to enter text.

Playground equipment and safety issues.

Click or tap here to enter text.

Unusual Findings, Non-permitted work, etc.

Click or tap here to enter text.

NEXT STEPS:

1. Review the entire list of “Findings” and develop a corrective plan.
2. Review previous years “Findings” to ensure that any issues not resolved are addressed.
3. A response regarding your plans for corrective action for the potential safety hazards is required within 20 calendar days of receipt of report.
4. Corrections need not be completed to respond. Should additional time be needed to formulate responses an extension of time for up to 60 days may be requested.
5. Include the State ID number, found at the top of this report with your response.
6. Please email your written responses to safety@dopl.idaho.gov



State of Idaho

Division of Occupational and Professional Licenses

BRAD LITTLE
Governor
RUSSELL BARRON
Administrator

11341 W Chinden Blvd.
P.O. Box 83720
Boise, ID 83720-0063
(208) 334-3233
dopl.idaho.gov

FACILITY AND INSPECTION INFORMATION

Facility/Business No:

Click or tap here to enter text.

Inspector: Rick Hill

Inspection Date: 11/10/2025

Owner:

Lakeland SD

Contact: Tim Haag

Location:

, Rathdrum

Contact Phone: Click or tap here to enter text.

Contact E-mail: tim.hagg@lakeland272.org

FINDINGS

GENERAL INFORMATION:

1. Idaho Title 39, Chapter 80, also known as the "Idaho Uniform School Building Safety Act," establishes safety and construction standards of public school buildings in Idaho. It requires schools to adhere to a uniform safety code, which incorporates various national and state codes to ensure the health, safety, and welfare of occupants.
2. It is the responsibility of the facilities management team, employees, and associated contractors to ensure a safe working environment for all employees, attendees and visitors.
3. Review the entire list of "Findings" and develop a corrective plan.
4. Review previous years "Findings" to ensure that any issues not resolved are addressed.
5. A response regarding your plans for corrective action for the potential safety hazards is required within 20 calendar days of receipt of report.
6. Corrections need not be completed to respond. Should additional time be needed to formulate responses an extension of time for up to 60 days may be requested.
7. Include the State ID number, found at the top of this report with your response.
8. Please email your written responses to safety@dopl.idaho.gov

DETAILED FINDINGS:

FIRE

Emergency access blocked / fire lanes / Fire doors / Fire assemblies / Fire strobes / Fire bells, / Smoke detectors, Fire alarms, etc.

Fire riser rooms, Electrical rooms, HVAC rooms, etc. are required to be identified.

Click or tap here to enter text.

The equipment rooms are used for storage.

Click or tap here to enter text.

Fire extinguishers (FE) missing, out of date, not fully charged, not properly hung, obstructed, or hidden from view, locations, and distancing.

Click or tap here to enter text.

Electrical panel breakers are not properly labeled, or missing blanks.

Missing ceiling tiles or sprinkler heads escutcheons. Ceiling clearances of storage items. Ventilation.

Click or tap here to enter text.

Electrical panel boxes (EPs) HVAC units, and other appliances and electrical switches work area clearances.

EGRESS

Exit signs (ES) not illuminated, working properly, or missing / Emergency lights (EL) not working properly / obstructed from view, not working, or in disrepair, etc.

Click or tap here to enter text.

The Egress routes must be maintained.

Click or tap here to enter text.

Trip and slip hazards, uneven pathways, cords, projections, clutter, rugs, drains, etc. in the walking path or around exit routes, other miscellaneous trip hazards etc.

Click or tap here to enter text.

Stairways, guardrails, handrails, and landings.

Click or tap here to enter text.

Emergency Action Plans (EAP), Fire drills, Training and record keeping.

Click or tap here to enter text.

PERSONAL SAFETY

NEC 210.8 Ground-fault circuit interrupter (GFCI)

Click or tap here to enter text.

Eyewash Stations (EWS)

Click or tap here to enter text.

First aid kit (FAK) not complete, missing various first aid items, items appear to be in poor condition, out of date, AED unobstructed and readily visible.

Click or tap here to enter text.

Personal Protective Equipment (PPE).

Click or tap here to enter text.

Tools missing guards and required point of operation safeguards

Click or tap here to enter text.

Pressure vessels.

Click or tap here to enter text.

CHEMICAL SAFETY

Laboratories, Safety Data Sheets (SDS), spill control, fire blankets, extinguishers, eye wash Stations, first aid kits, and emergency action plans, chemical storage.

Click or tap here to enter text.

SAFE WORKPLACE PRACTICES

Throughout many areas of this facility, clutter and items are laying around on the floors, stacked in corners, hallways, exit routes, landings, storage, sheds, utility rooms, and under stair storage areas, etc.

Appliances with heating elements such as coffee pots, space heaters, toasters and microwaves need to be plugged directly into a wall outlet and not into a power-strip or extension cord.

Click or tap here to enter text.

Electrical boxes that are missing covers, conduits that are not secured or improperly connected to the electrical box and electrical boxes that are not secured properly.

Click or tap here to enter text.

Electrical extension cords and multi-plugs.

Safe storage of materials

Click or tap here to enter text.

Cabinets and / or shelving not secured.

Click or tap here to enter text.

MISCELLANEOUS SAFETY ISSUES

Welding, gas cylinders, storage, welding apparatus, safety cans

Click or tap here to enter text.

Equipment not secured

Click or tap here to enter text.

Tools and equipment in unsafe or damaged condition, missing parts, use of safety cans, frayed electrical cords.

Click or tap here to enter text.

Rigging - Chains, straps, hooks, clevises, cables, slings, harnesses, etc.

Click or tap here to enter text.

Building issues, cracks in interior and exterior walls, water or drainage issues, deterioration, etc.

Click or tap here to enter text.

Playground equipment and safety issues.

Click or tap here to enter text.

Unusual Findings, Non-permitted work, etc.

Click or tap here to enter text.

NEXT STEPS:

1. Review the entire list of “Findings” and develop a corrective plan.
2. Review previous years “Findings” to ensure that any issues not resolved are addressed.
3. A response regarding your plans for corrective action for the potential safety hazards is required within 20 calendar days of receipt of report.
4. Corrections need not be completed to respond. Should additional time be needed to formulate responses an extension of time for up to 60 days may be requested.
5. Include the State ID number, found at the top of this report with your response.
6. Please email your written responses to safety@dopl.idaho.gov



State of Idaho

Division of Occupational and Professional Licenses

BRAD LITTLE
Governor
RUSSELL BARRON
Administrator

11341 W Chinden Blvd.
P.O. Box 83720
Boise, ID 83720-0063
(208) 334-3233
dopl.idaho.gov

FACILITY AND INSPECTION INFORMATION

Facility/Business No:
E-272-0006

Inspector: Rick Hill
Inspection Date: 11/5/2025

Owner:
Lakeland SD

Location:
Garwood Elementary 17506 N Ramsey,
Rathdrum

Contact: Tim Haag
Contact Phone: [Click or tap here to enter text.](#)
Contact E-mail: tim.hagg@lakeland272.org

FINDINGS

GENERAL INFORMATION:

1. Idaho Title 39, Chapter 80, also known as the "Idaho Uniform School Building Safety Act," establishes safety and construction standards of public school buildings in Idaho. It requires schools to adhere to a uniform safety code, which incorporates various national and state codes to ensure the health, safety, and welfare of occupants.
2. It is the responsibility of the facilities management team, employees, and associated contractors to ensure a safe working environment for all employees, attendees and visitors.
3. Review the entire list of "Findings" and develop a corrective plan.
4. Review previous years "Findings" to ensure that any issues not resolved are addressed.
5. A response regarding your plans for corrective action for the potential safety hazards is required within 20 calendar days of receipt of report.
6. Corrections need not be completed to respond. Should additional time be needed to formulate responses an extension of time for up to 60 days may be requested.
7. Include the State ID number, found at the top of this report with your response.
8. Please email your written responses to safety@dopl.idaho.gov

DETAILED FINDINGS:

FIRE

Emergency access blocked / fire lanes / Fire doors / Fire assemblies / Fire strobes / Fire bells, / Smoke detectors, Fire alarms, etc.

Fire riser rooms, Electrical rooms, HVAC rooms, etc. are required to be identified.

Click or tap here to enter text.

The equipment rooms are used for storage.

Click or tap here to enter text.

Fire extinguishers (FE) missing, out of date, not fully charged, not properly hung, obstructed, or hidden from view, locations, and distancing.

Click or tap here to enter text.

Electrical panel breakers are not properly labeled, or missing blanks.

Electric Panel K: Open breaker space.

Missing ceiling tiles or sprinkler heads escutcheons. Ceiling clearances of storage items. Ventilation.

Click or tap here to enter text.

Electrical panel boxes (EPs) HVAC units, and other appliances and electrical switches work area clearances.

EGRESS

Exit signs (ES) not illuminated, working properly, or missing / Emergency lights (EL) not working properly / obstructed from view, not working, or in disrepair, etc.

Click or tap here to enter text.

The Egress routes must be maintained.

Click or tap here to enter text.

Trip and slip hazards, uneven pathways, cords, projections, clutter, rugs, drains, etc. in the walking path or around exit routes, other miscellaneous trip hazards etc.

Click or tap here to enter text.

Stairways, guardrails, handrails, and landings.

Click or tap here to enter text.

Emergency Action Plans (EAP), Fire drills, Training and record keeping.

Click or tap here to enter text.

PERSONAL SAFETY

NEC 210.8 Ground-fault circuit interrupter (GFCI)

Click or tap here to enter text.

Eyewash Stations (EWS)

Click or tap here to enter text.

First aid kit (FAK) not complete, missing various first aid items, items appear to be in poor condition, out of date, AED unobstructed and readily visible.

Click or tap here to enter text.

Personal Protective Equipment (PPE).

Click or tap here to enter text.

Tools missing guards and required point of operation safeguards

Click or tap here to enter text.

Pressure vessels.

Click or tap here to enter text.

CHEMICAL SAFETY

Laboratories, Safety Data Sheets (SDS), spill control, fire blankets, extinguishers, eye wash Stations, first aid kits, and emergency action plans, chemical storage.

Click or tap here to enter text.

SAFE WORKPLACE PRACTICES

Throughout many areas of this facility, clutter and items are laying around on the floors, stacked in corners, hallways, exit routes, landings, storage, sheds, utility rooms, and under stair storage areas, etc.

Lunchroom Storage: Excess clutter

Appliances with heating elements such as coffee pots, space heaters, toasters and microwaves need to be plugged directly into a wall outlet and not into a power-strip or extension cord.

Click or tap here to enter text.

Electrical boxes that are missing covers, conduits that are not secured or improperly connected to the electrical box and electrical boxes that are not secured properly.

Click or tap here to enter text.

Electrical extension cords and multi-plugs.

Throughout School: Metal clips on light cords.

Room 16: Empty light socket. Room 25: Missing light cover.

Room 16, 19: Missing electric baseboard cover.

Primary Hall Water Cooler: Water Cooler to extention cord in wet location.

Safe storage of materials

Click or tap here to enter text.

Cabinets and / or shelving not secured.

Click or tap here to enter text.

MISCELLANEOUS SAFETY ISSUES

Welding, gas cylinders, storage, welding apparatus, safety cans

Click or tap here to enter text.

Equipment not secured

Click or tap here to enter text.

Tools and equipment in unsafe or damaged condition, missing parts, use of safety cans, frayed electrical cords.

Office: Safety latch missing on paper cutter.

Room 8: Rug tripping hazard.

Rigging - Chains, straps, hooks, clevises, cables, slings, harnesses, etc.

Click or tap here to enter text.

Building issues, cracks in interior and exterior walls, water or drainage issues, deterioration, etc.

Click or tap here to enter text.

Playground equipment and safety issues.

Click or tap here to enter text.

Unusual Findings, Non-permitted work, etc.

Click or tap here to enter text.

NEXT STEPS:

1. Review the entire list of “Findings” and develop a corrective plan.
2. Review previous years “Findings” to ensure that any issues not resolved are addressed.
3. A response regarding your plans for corrective action for the potential safety hazards is required within 20 calendar days of receipt of report.
4. Corrections need not be completed to respond. Should additional time be needed to formulate responses an extension of time for up to 60 days may be requested.
5. Include the State ID number, found at the top of this report with your response.
6. Please email your written responses to safety@dopl.idaho.gov



State of Idaho

Division of Occupational and Professional Licenses

BRAD LITTLE
Governor
RUSSELL BARRON
Administrator

11341 W Chinden Blvd.
P.O. Box 83720
Boise, ID 83720-0063
(208) 334-3233
dopl.idaho.gov

FACILITY AND INSPECTION INFORMATION

Facility/Business No:
E-272-0013

Inspector: Rick Hill
Inspection Date: 11/6/2025

Owner:
Lakeland SD

Location:
John Brown Elementary 15557 N
Washington, Rathdrum

Contact: Tim Haag
Contact Phone: [Click or tap here to enter text.](#)
Contact E-mail: tim.hagg@lakeland272.org

FINDINGS

GENERAL INFORMATION:

1. Idaho Title 39, Chapter 80, also known as the "Idaho Uniform School Building Safety Act," establishes safety and construction standards of public school buildings in Idaho. It requires schools to adhere to a uniform safety code, which incorporates various national and state codes to ensure the health, safety, and welfare of occupants.
2. It is the responsibility of the facilities management team, employees, and associated contractors to ensure a safe working environment for all employees, attendees and visitors.
3. Review the entire list of "Findings" and develop a corrective plan.
4. Review previous years "Findings" to ensure that any issues not resolved are addressed.
5. A response regarding your plans for corrective action for the potential safety hazards is required within 20 calendar days of receipt of report.
6. Corrections need not be completed to respond. Should additional time be needed to formulate responses an extension of time for up to 60 days may be requested.
7. Include the State ID number, found at the top of this report with your response.
8. Please email your written responses to safety@dopl.idaho.gov

DETAILED FINDINGS:

FIRE

Emergency access blocked / fire lanes / Fire doors / Fire assemblies / Fire strobes / Fire bells, / Smoke detectors, Fire alarms, etc.

Fire riser rooms, Electrical rooms, HVAC rooms, etc. are required to be identified.

Click or tap here to enter text.

The equipment rooms are used for storage.

Click or tap here to enter text.

Fire extinguishers (FE) missing, out of date, not fully charged, not properly hung, obstructed, or hidden from view, locations, and distancing.

Mezanine, Room 5: Monthly FE missing monthly sign and date.

Electrical panel breakers are not properly labeled, or missing blanks.

Missing ceiling tiles or sprinkler heads escutcheons. Ceiling clearances of storage items. Ventilation.

Room 27: Ceiling tiles missing.

Electrical panel boxes (EPs) HVAC units, and other appliances and electrical switches work area clearances.

Electric Panel by teacher lounge: Storage in "RED" area.

EGRESS

Exit signs (ES) not illuminated, working properly, or missing / Emergency lights (EL) not working properly / obstructed from view, not working, or in disrepair, etc.

Click or tap here to enter text.

The Egress routes must be maintained.

Room19: Excess force to open exterior door.

Trip and slip hazards, uneven pathways, cords, projections, clutter, rugs, drains, etc. in the walking path or around exit routes, other miscellaneous trip hazards etc.

Click or tap here to enter text.

Stairways, guardrails, handrails, and landings.

Click or tap here to enter text.

Emergency Action Plans (EAP), Fire drills, Training and record keeping.

Click or tap here to enter text.

PERSONAL SAFETY

NEC 210.8 Ground-fault circuit interrupter (GFCI)

Click or tap here to enter text.

Eyewash Stations (EWS)

Click or tap here to enter text.

First aid kit (FAK) not complete, missing various first aid items, items appear to be in poor condition, out of date, AED unobstructed and readily visible.

Click or tap here to enter text.

Personal Protective Equipment (PPE).

Click or tap here to enter text.

Tools missing guards and required point of operation safeguards

Room 5: Old paper cutter missing safety latch.

Pressure vessels.

Click or tap here to enter text.

CHEMICAL SAFETY

Laboratories, Safety Data Sheets (SDS), spill control, fire blankets, extinguishers, eye wash Stations, first aid kits, and emergency action plans, chemical storage.

Click or tap here to enter text.

SAFE WORKPLACE PRACTICES

Throughout many areas of this facility, clutter and items are laying around on the floors, stacked in corners, hallways, exit routes, landings, storage, sheds, utility rooms, and under stair storage areas, etc.

Appliances with heating elements such as coffee pots, space heaters, toasters and microwaves need to be plugged directly into a wall outlet and not into a power-strip or extension cord.

Room 24: Fridge plugged into light duty extension cord thru doorway.

Room 26: Heater plugged into power strip.

Electrical boxes that are missing covers, conduits that are not secured or improperly connected to the electrical box and electrical boxes that are not secured properly.

Click or tap here to enter text.

Electrical extension cords and multi-plugs.

Throught School: Light cords supported with metal clips.

Safe storage of materials

Click or tap here to enter text.

Cabinets and / or shelving not secured.

Click or tap here to enter text.

MISCELLANEOUS SAFETY ISSUES

Welding, gas cylinders, storage, welding apparatus, safety cans

Click or tap here to enter text.

Equipment not secured

Click or tap here to enter text.

Tools and equipment in unsafe or damaged condition, missing parts, use of safety cans, frayed electrical cords.

Click or tap here to enter text.

Rigging - Chains, straps, hooks, clevises, cables, slings, harnesses, etc.

Click or tap here to enter text.

Building issues, cracks in interior and exterior walls, water or drainage issues, deterioration, etc.

Click or tap here to enter text.

Playground equipment and safety issues.

Small child swing broken. Spring titer totter mounting loose. Shelter legs missing bolts and bent roof framing member. Tram floor board broken. Bent legs on swings.

Unusual Findings, Non-permitted work, etc.

Click or tap here to enter text.

NEXT STEPS:

1. Review the entire list of “Findings” and develop a corrective plan.
2. Review previous years “Findings” to ensure that any issues not resolved are addressed.
3. A response regarding your plans for corrective action for the potential safety hazards is required within 20 calendar days of receipt of report.
4. Corrections need not be completed to respond. Should additional time be needed to formulate responses an extension of time for up to 60 days may be requested.
5. Include the State ID number, found at the top of this report with your response.
6. Please email your written responses to safety@dopl.idaho.gov



State of Idaho

Division of Occupational and Professional Licenses

BRAD LITTLE
Governor
RUSSELL BARRON
Administrator

11341 W Chinden Blvd.
P.O. Box 83720
Boise, ID 83720-0063
(208) 334-3233
dopl.idaho.gov

FACILITY AND INSPECTION INFORMATION

Facility/Business No:
E-272-0007

Inspector: Rick Hill
Inspection Date: 11/10/2025

Owner:
Lakeland SD
Location:
Lakeland HS 7006 W Hwy 53, Rathdrum

Contact: Tim Haag
Contact Phone: [Click or tap here to enter text.](#)
Contact E-mail: tim.hagg@lakeland272.org

FINDINGS

GENERAL INFORMATION:

1. Idaho Title 39, Chapter 80, also known as the "Idaho Uniform School Building Safety Act," establishes safety and construction standards of public school buildings in Idaho. It requires schools to adhere to a uniform safety code, which incorporates various national and state codes to ensure the health, safety, and welfare of occupants.
2. It is the responsibility of the facilities management team, employees, and associated contractors to ensure a safe working environment for all employees, attendees and visitors.
3. Review the entire list of "Findings" and develop a corrective plan.
4. Review previous years "Findings" to ensure that any issues not resolved are addressed.
5. A response regarding your plans for corrective action for the potential safety hazards is required within 20 calendar days of receipt of report.
6. Corrections need not be completed to respond. Should additional time be needed to formulate responses an extension of time for up to 60 days may be requested.
7. Include the State ID number, found at the top of this report with your response.
8. Please email your written responses to safety@dopl.idaho.gov

DETAILED FINDINGS:

FIRE

Emergency access blocked / fire lanes / Fire doors / Fire assemblies / Fire strobes / Fire bells, / Smoke detectors, Fire alarms, etc.

Fire riser rooms, Electrical rooms, HVAC rooms, etc. are required to be identified.

Click or tap here to enter text.

The equipment rooms are used for storage.

Click or tap here to enter text.

Fire extinguishers (FE) missing, out of date, not fully charged, not properly hung, obstructed, or hidden from view, locations, and distancing.

Field House, Mat-Weight Room: No fire Extinguishers present.

Electrical panel breakers are not properly labeled, or missing blanks.

Missing ceiling tiles or sprinkler heads escutcheons. Ceiling clearances of storage items. Ventilation.

Room 14, Counseling Mrs. Ryan, Stage: Missing ceiling tiles. Mat Room: Open ceiling hatch to attic and 4 holes in ceiling where mat hanger were.

Electrical panel boxes (EPs) HVAC units, and other appliances and electrical switches work area clearances.

EGRESS

Exit signs (ES) not illuminated, working properly, or missing / Emergency lights (EL) not working properly / obstructed from view, not working, or in disrepair, etc.

Shop: Stairs need emergency lighting.

The Egress routes must be maintained.

Commons: NW Exit doors mag catches not working. Art Room: Unsecured shelves at exit door. Boys Locker Room: Exit door locked from inside. Big Gym: Double exit door blocked. Exit doors to lawn: Excess force to open.

Trip and slip hazards, uneven pathways, cords, projections, clutter, rugs, drains, etc. in the walking path or around exit routes, other miscellaneous trip hazards etc.

Click or tap here to enter text.

Stairways, guardrails, handrails, and landings.

Room 42: Storage in front of stairs. Wrestling room stairs: No storage allowed.

Emergency Action Plans (EAP), Fire drills, Training and record keeping.

Click or tap here to enter text.

PERSONAL SAFETY

NEC 210.8 Ground-fault circuit interrupter (GFCI)

Click or tap here to enter text.

Eyewash Stations (EWS)

Click or tap here to enter text.

First aid kit (FAK) not complete, missing various first aid items, items appear to be in poor condition, out of date, AED unobstructed and readily visible.

Click or tap here to enter text.

Personal Protective Equipment (PPE).

Click or tap here to enter text.

Tools missing guards and required point of operation safeguards

Click or tap here to enter text.

Pressure vessels.

Click or tap here to enter text.

CHEMICAL SAFETY

Laboratories, Safety Data Sheets (SDS), spill control, fire blankets, extinguishers, eye wash Stations, first aid kits, and emergency action plans, chemical storage.

Click or tap here to enter text.

SAFE WORKPLACE PRACTICES

Throughout many areas of this facility, clutter and items are laying around on the floors, stacked in corners, hallways, exit routes, landings, storage, sheds, utility rooms, and under stair storage areas, etc.

Baseball concession booth: Popcorn machine stored without cleaning.

Appliances with heating elements such as coffee pots, space heaters, toasters and microwaves need to be plugged directly into a wall outlet and not into a power-strip or extension cord.

Rooms 7,16,17,27,35, Football Locker,Boys locker office,Counceling Mrs. Ryan: Microwaves to power strips.

Electrical boxes that are missing covers, conduits that are not secured or improperly connected to the electrical box and electrical boxes that are not secured properly.

Counceling Room Mrs Ryan: Electric box without cover.

Electrical extension cords and multi-plugs.

Coaches Office: Burnt power strip still in use. Library Storage Room: Power cord ran above ceiling grid. Staff Lounge: "DaisyChained" cords to popcorn machine and coffee maker.

Safe storage of materials

Click or tap here to enter text.

Cabinets and / or shelving not secured.

Click or tap here to enter text.

MISCELLANEOUS SAFETY ISSUES

Welding, gas cylinders, storage, welding apparatus, safety cans

Consesion Booth: 7 propane tanks stored inside building.

Equipment not secured

Click or tap here to enter text.

Tools and equipment in unsafe or damaged condition, missing parts, use of safety cans, frayed electrical cords.

Click or tap here to enter text.

Rigging - Chains, straps, hooks, clevises, cables, slings, harnesses, etc.

Click or tap here to enter text.

Building issues, cracks in interior and exterior walls, water or drainage issues, deterioration, etc.

Room 9: Dryer vent pipe is ran backwards and has screws in it.

Big Gym windows on gym side not safety protected.

Room 12: Mark door for Fire Riser Room.

Playground equipment and safety issues.

Click or tap here to enter text.

Unusual Findings, Non-permitted work, etc.

Click or tap here to enter text.

NEXT STEPS:

1. Review the entire list of “Findings” and develop a corrective plan.
2. Review previous years “Findings” to ensure that any issues not resolved are addressed.
3. A response regarding your plans for corrective action for the potential safety hazards is required within 20 calendar days of receipt of report.
4. Corrections need not be completed to respond. Should additional time be needed to formulate responses an extension of time for up to 60 days may be requested.
5. Include the State ID number, found at the top of this report with your response.
6. Please email your written responses to safety@dopl.idaho.gov



State of Idaho

Division of Occupational and Professional Licenses

BRAD LITTLE
Governor
RUSSELL BARRON
Administrator

11341 W Chinden Blvd.
P.O. Box 83720
Boise, ID 83720-0063
(208) 334-3233
dopl.idaho.gov

FACILITY AND INSPECTION INFORMATION

Facility/Business No:
e-272-0009

Inspector: Rick Hill
Inspection Date: 11/6/2025

Owner:
Lakeland SD
Location:
Lakeland Middle

Contact: Tim Hagg
Contact Phone: [Click or tap here to enter text.](#)
Contact E-mail: tim.hagg@lakeland272.org

FINDINGS

GENERAL INFORMATION:

1. Idaho Title 39, Chapter 80, also known as the "Idaho Uniform School Building Safety Act," establishes safety and construction standards of public school buildings in Idaho. It requires schools to adhere to a uniform safety code, which incorporates various national and state codes to ensure the health, safety, and welfare of occupants.
2. It is the responsibility of the facilities management team, employees, and associated contractors to ensure a safe working environment for all employees, attendees and visitors.
3. Review the entire list of "Findings" and develop a corrective plan.
4. Review previous years "Findings" to ensure that any issues not resolved are addressed.
5. A response regarding your plans for corrective action for the potential safety hazards is required within 20 calendar days of receipt of report.
6. Corrections need not be completed to respond. Should additional time be needed to formulate responses an extension of time for up to 60 days may be requested.
7. Include the State ID number, found at the top of this report with your response.
8. Please email your written responses to safety@dopl.idaho.gov

DETAILED FINDINGS:

FIRE

Emergency access blocked / fire lanes / Fire doors / Fire assemblies / Fire strobes / Fire bells, / Smoke detectors, Fire alarms, etc.

Click or tap here to enter text.

Fire riser rooms, Electrical rooms, HVAC rooms, etc. are required to be identified.

Click or tap here to enter text.

The equipment rooms are used for storage.

Click or tap here to enter text.

Fire extinguishers (FE) missing, out of date, not fully charged, not properly hung, obstructed, or hidden from view, locations, and distancing.

Room 15, Music, Weight: Fire extinguishers to be signed with day and month on tag.

Room 5: No tag on Fire extinguisher and pin has been pulled.

Electrical panel breakers are not properly labeled, or missing blanks.

Click or tap here to enter text.

Missing ceiling tiles or sprinkler heads escutcheons. Ceiling clearances of storage items. Ventilation.

Click or tap here to enter text.

Electrical panel boxes (EPs) HVAC units, and other appliances and electrical switches work area clearances.

Click or tap here to enter text.

EGRESS

Exit signs (ES) not illuminated, working properly, or missing / Emergency lights (EL) not working properly / obstructed from view, not working, or in disrepair, etc.

Click or tap here to enter text.

The Egress routes must be maintained.

Gym: Exit door path blocked by mats and chair storage.

Door 17: Excessive force required to open.

Room 5,8: No storage in stairwell exit.

Trip and slip hazards, uneven pathways, cords, projections, clutter, rugs, drains, etc. in the walking path or around exit routes, other miscellaneous trip hazards etc.

Click or tap here to enter text.

Stairways, guardrails, handrails, and landings.

Stairs to rooms 5,8 and storage in room 8: Stair tread surfaces are unglued and create trip hazard. Handrail is not returned to wall and has broken loose at top of stairs.

Grandstands: Guardrails to limit openings to 4"

Emergency Action Plans (EAP), Fire drills, Training and record keeping.

Click or tap here to enter text.

PERSONAL SAFETY

NEC 210.8 Ground-fault circuit interrupter (GFCI)

Click or tap here to enter text.

Eyewash Stations (EWS)

Click or tap here to enter text.

First aid kit (FAK) not complete, missing various first aid items, items appear to be in poor condition, out of date, AED unobstructed and readily visible.

Click or tap here to enter text.

Personal Protective Equipment (PPE).

Click or tap here to enter text.

Tools missing guards and required point of operation safeguards

Click or tap here to enter text.

Pressure vessels.

Click or tap here to enter text.

CHEMICAL SAFETY

Laboratories, Safety Data Sheets (SDS), spill control, fire blankets, extinguishers, eye wash Stations, first aid kits, and emergency action plans, chemical storage.

Click or tap here to enter text.

SAFE WORKPLACE PRACTICES

Throughout many areas of this facility, clutter and items are laying around on the floors, stacked in corners, hallways, exit routes, landings, storage, sheds, utility rooms, and under stair storage areas, etc.

Click or tap here to enter text.

Appliances with heating elements such as coffee pots, space heaters, toasters and microwaves need to be plugged directly into a wall outlet and not into a power-strip or extension cord.

Room 12, Concession Stand

Electrical boxes that are missing covers, conduits that are not secured or improperly connected to the electrical box and electrical boxes that are not secured properly.

Electrical extension cords and multi-plugs.

Office: Electric cords under rug and not with a listed protector.

General in building: Projector power cords run thru ceiling.

General in building: Light strings connected to ceiling grid with metal.

Safe storage of materials

Click or tap here to enter text.

Cabinets and / or shelving not secured.

Click or tap here to enter text.

MISCELLANEOUS SAFETY ISSUES

Welding, gas cylinders, storage, welding apparatus, safety cans

Click or tap here to enter text.

Equipment not secured

Click or tap here to enter text.

Tools and equipment in unsafe or damaged condition, missing parts, use of safety cans, frayed electrical cords.

Click or tap here to enter text.

Rigging - Chains, straps, hooks, clevises, cables, slings, harnesses, etc.

Click or tap here to enter text.

Building issues, cracks in interior and exterior walls, water or drainage issues, deterioration, etc.

Click or tap here to enter text.

Playground equipment and safety issues.

Click or tap here to enter text.

Unusual Findings, Non-permitted work, etc.

Click or tap here to enter text.

NEXT STEPS:

1. Review the entire list of “Findings” and develop a corrective plan.
2. Review previous years “Findings” to ensure that any issues not resolved are addressed.
3. A response regarding your plans for corrective action for the potential safety hazards is required within 20 calendar days of receipt of report.
4. Corrections need not be completed to respond. Should additional time be needed to formulate responses an extension of time for up to 60 days may be requested.
5. Include the State ID number, found at the top of this report with your response.
6. Please email your written responses to safety@dopl.idaho.gov



State of Idaho

Division of Occupational and Professional Licenses

BRAD LITTLE
Governor
RUSSELL BARRON
Administrator

11341 W Chinden Blvd.
P.O. Box 83720
Boise, ID 83720-0063
(208) 334-3233
dopl.idaho.gov

FACILITY AND INSPECTION INFORMATION

Facility/Business No:
E-272-0015

Inspector: Rick Hill
Inspection Date: 11/5/2025

Owner:
Lakeland SD

Location:
Mountainview Alternative HS, 7802 W
Main, Rathdrum

Contact: Tim Haag
Contact Phone: [Click or tap here to enter text.](#)
Contact E-mail: tim.hagg@lakeland272.org

FINDINGS

GENERAL INFORMATION:

1. Idaho Title 39, Chapter 80, also known as the "Idaho Uniform School Building Safety Act," establishes safety and construction standards of public school buildings in Idaho. It requires schools to adhere to a uniform safety code, which incorporates various national and state codes to ensure the health, safety, and welfare of occupants.
2. It is the responsibility of the facilities management team, employees, and associated contractors to ensure a safe working environment for all employees, attendees and visitors.
3. Review the entire list of "Findings" and develop a corrective plan.
4. Review previous years "Findings" to ensure that any issues not resolved are addressed.
5. A response regarding your plans for corrective action for the potential safety hazards is required within 20 calendar days of receipt of report.
6. Corrections need not be completed to respond. Should additional time be needed to formulate responses an extension of time for up to 60 days may be requested.
7. Include the State ID number, found at the top of this report with your response.
8. Please email your written responses to safety@dopl.idaho.gov

DETAILED FINDINGS:

FIRE

Emergency access blocked / fire lanes / Fire doors / Fire assemblies / Fire strobes / Fire bells, / Smoke detectors, Fire alarms, etc.

Fire riser rooms, Electrical rooms, HVAC rooms, etc. are required to be identified.

Click or tap here to enter text.

The equipment rooms are used for storage.

Click or tap here to enter text.

Fire extinguishers (FE) missing, out of date, not fully charged, not properly hung, obstructed, or hidden from view, locations, and distancing.

Click or tap here to enter text.

Electrical panel breakers are not properly labeled, or missing blanks.

Missing ceiling tiles or sprinkler heads escutcheons. Ceiling clearances of storage items. Ventilation.

Click or tap here to enter text.

Electrical panel boxes (EPs) HVAC units, and other appliances and electrical switches work area clearances.

EGRESS

Exit signs (ES) not illuminated, working properly, or missing / Emergency lights (EL) not working properly / obstructed from view, not working, or in disrepair, etc.

Click or tap here to enter text.

The Egress routes must be maintained.

Gym: Exit doors are locked with dead bolts at top of door. OSHA1910.36(d) Exit route doors must be free of any device or alarm that could restrict emergency use of the exit route.

Food Service: Exit door from office does not swing out for direction of travel.

Trip and slip hazards, uneven pathways, cords, projections, clutter, rugs, drains, etc. in the walking path or around exit routes, other miscellaneous trip hazards etc.

Click or tap here to enter text.

Stairways, guardrails, handrails, and landings.

Click or tap here to enter text.

Emergency Action Plans (EAP), Fire drills, Training and record keeping.

Click or tap here to enter text.

PERSONAL SAFETY

NEC 210.8 Ground-fault circuit interrupter (GFCI)

Click or tap here to enter text.

Eyewash Stations (EWS)

Click or tap here to enter text.

First aid kit (FAK) not complete, missing various first aid items, items appear to be in poor condition, out of date, AED unobstructed and readily visible.

Click or tap here to enter text.

Personal Protective Equipment (PPE).

Click or tap here to enter text.

Tools missing guards and required point of operation safeguards

Click or tap here to enter text.

Pressure vessels.

Click or tap here to enter text.

CHEMICAL SAFETY

Laboratories, Safety Data Sheets (SDS), spill control, fire blankets, extinguishers, eye wash Stations, first aid kits, and emergency action plans, chemical storage.

Room 7: Label cabinet with gas stop for lab gas outlets. Safety for paper cutter broken.

SAFE WORKPLACE PRACTICES

Throughout many areas of this facility, clutter and items are laying around on the floors, stacked in corners, hallways, exit routes, landings, storage, sheds, utility rooms, and under stair storage areas, etc.

Appliances with heating elements such as coffee pots, space heaters, toasters and microwaves need to be plugged directly into a wall outlet and not into a power-strip or extension cord.

Office: Portable heater connected to power strip.

Electrical boxes that are missing covers, conduits that are not secured or improperly connected to the electrical box and electrical boxes that are not secured properly.

Click or tap here to enter text.

Electrical extension cords and multi-plugs.

Safe storage of materials

Click or tap here to enter text.

Cabinets and / or shelving not secured.

Click or tap here to enter text.

MISCELLANEOUS SAFETY ISSUES

Welding, gas cylinders, storage, welding apparatus, safety cans

Click or tap here to enter text.

Equipment not secured

Click or tap here to enter text.

Tools and equipment in unsafe or damaged condition, missing parts, use of safety cans, frayed electrical cords.

Click or tap here to enter text.

Rigging - Chains, straps, hooks, clevises, cables, slings, harnesses, etc.

Click or tap here to enter text.

Building issues, cracks in interior and exterior walls, water or drainage issues, deterioration, etc.

Click or tap here to enter text.

Playground equipment and safety issues.

Click or tap here to enter text.

Unusual Findings, Non-permitted work, etc.

Click or tap here to enter text.

NEXT STEPS:

1. Review the entire list of “Findings” and develop a corrective plan.
2. Review previous years “Findings” to ensure that any issues not resolved are addressed.
3. A response regarding your plans for corrective action for the potential safety hazards is required within 20 calendar days of receipt of report.
4. Corrections need not be completed to respond. Should additional time be needed to formulate responses an extension of time for up to 60 days may be requested.
5. Include the State ID number, found at the top of this report with your response.
6. Please email your written responses to safety@dopl.idaho.gov



State of Idaho

Division of Occupational and Professional Licenses

BRAD LITTLE
Governor
RUSSELL BARRON
Administrator

11341 W Chinden Blvd.
P.O. Box 83720
Boise, ID 83720-0063
(208) 334-3233
dopl.idaho.gov

FACILITY AND INSPECTION INFORMATION

Facility/Business No:
E-272-0017

Inspector: Rick Hill
Inspection Date: 11/3/2025

Owner:
Lakeland SD
Location:
32605 N 5th, Spirit Lake

Contact: Tim Haag
Contact Phone: [Click or tap here to enter text.](#)
Contact E-mail: tim.hagg@lakeland272.org

FINDINGS

GENERAL INFORMATION:

1. Idaho Title 39, Chapter 80, also known as the "Idaho Uniform School Building Safety Act," establishes safety and construction standards of public school buildings in Idaho. It requires schools to adhere to a uniform safety code, which incorporates various national and state codes to ensure the health, safety, and welfare of occupants.
2. It is the responsibility of the facilities management team, employees, and associated contractors to ensure a safe working environment for all employees, attendees and visitors.
3. Review the entire list of "Findings" and develop a corrective plan.
4. Review previous years "Findings" to ensure that any issues not resolved are addressed.
5. A response regarding your plans for corrective action for the potential safety hazards is required within 20 calendar days of receipt of report.
6. Corrections need not be completed to respond. Should additional time be needed to formulate responses an extension of time for up to 60 days may be requested.
7. Include the State ID number, found at the top of this report with your response.
8. Please email your written responses to safety@dopl.idaho.gov

DETAILED FINDINGS:

FIRE

Emergency access blocked / fire lanes / Fire doors / Fire assemblies / Fire strobes / Fire bells, / Smoke detectors, Fire alarms, etc.

Click or tap here to enter text.

Fire riser rooms, Electrical rooms, HVAC rooms, etc. are required to be identified.

Click or tap here to enter text.

The equipment rooms are used for storage.

Click or tap here to enter text.

Fire extinguishers (FE) missing, out of date, not fully charged, not properly hung, obstructed, or hidden from view, locations, and distancing.

Click or tap here to enter text.

Electrical panel breakers are not properly labeled, or missing blanks.

Test Room: Open socket in electric light fixture.

Missing ceiling tiles or sprinkler heads escutcheons. Ceiling clearances of storage items. Ventilation.

Click or tap here to enter text.

Electrical panel boxes (EPs) HVAC units, and other appliances and electrical switches work area clearances.

Rooms with baseboard heaters to maintain safe clearance.

Computer charging carts to plug directly to building wiring.

EGRESS

Exit signs (ES) not illuminated, working properly, or missing / Emergency lights (EL) not working properly / obstructed from view, not working, or in disrepair, etc.

Click or tap here to enter text.

The Egress routes must be maintained.

Click or tap here to enter text.

Trip and slip hazards, uneven pathways, cords, projections, clutter, rugs, drains, etc. in the walking path or around exit routes, other miscellaneous trip hazards etc.

Click or tap here to enter text.

Stairways, guardrails, handrails, and landings.

Click or tap here to enter text.

Emergency Action Plans (EAP), Fire drills, Training and record keeping.

Click or tap here to enter text.

PERSONAL SAFETY

NEC 210.8 Ground-fault circuit interrupter (GFCI)

Click or tap here to enter text.

Eyewash Stations (EWS)

Click or tap here to enter text.

First aid kit (FAK) not complete, missing various first aid items, items appear to be in poor condition, out of date, AED unobstructed and readily visible.

Click or tap here to enter text.

Personal Protective Equipment (PPE).

Click or tap here to enter text.

Tools missing guards and required point of operation safeguards

Click or tap here to enter text.

Pressure vessels.

Click or tap here to enter text.

CHEMICAL SAFETY

Laboratories, Safety Data Sheets (SDS), spill control, fire blankets, extinguishers, eye wash Stations, first aid kits, and emergency action plans, chemical storage.

Click or tap here to enter text.

SAFE WORKPLACE PRACTICES

Throughout many areas of this facility, clutter and items are laying around on the floors, stacked in corners, hallways, exit routes, landings, storage, sheds, utility rooms, and under stair storage areas, etc.

Click or tap here to enter text.

Appliances with heating elements such as coffee pots, space heaters, toasters and microwaves need to be plugged directly into a wall outlet and not into a power-strip or extension cord.

Click or tap here to enter text.

Electrical boxes that are missing covers, conduits that are not secured or improperly connected to the electrical box and electrical boxes that are not secured properly.

Electrical extension cords and multi-plugs.

Thruout school light strings connected with metal clipe to ceiling grid.

Safe storage of materials

Click or tap here to enter text.

Cabinets and / or shelving not secured.

Click or tap here to enter text.

MISCELLANEOUS SAFETY ISSUES

Welding, gas cylinders, storage, welding apparatus, safety cans

Click or tap here to enter text.

Equipment not secured

Click or tap here to enter text.

Tools and equipment in unsafe or damaged condition, missing parts, use of safety cans, frayed electrical cords.

Click or tap here to enter text.

Rigging - Chains, straps, hooks, clevises, cables, slings, harnesses, etc.

Click or tap here to enter text.

Building issues, cracks in interior and exterior walls, water or drainage issues, deterioration, etc.

Click or tap here to enter text.

Playground equipment and safety issues.

Playground purple slide has some damage to sliding surface.

Unusual Findings, Non-permitted work, etc.

Click or tap here to enter text.

NEXT STEPS:

1. Review the entire list of “Findings” and develop a corrective plan.
2. Review previous years “Findings” to ensure that any issues not resolved are addressed.
3. A response regarding your plans for corrective action for the potential safety hazards is required within 20 calendar days of receipt of report.
4. Corrections need not be completed to respond. Should additional time be needed to formulate responses an extension of time for up to 60 days may be requested.
5. Include the State ID number, found at the top of this report with your response.
6. Please email your written responses to safety@dopl.idaho.gov



State of Idaho

Division of Occupational and Professional Licenses

BRAD LITTLE
Governor
RUSSELL BARRON
Administrator

11341 W Chinden Blvd.
P.O. Box 83720
Boise, ID 83720-0063
(208) 334-3233
dopl.idaho.gov

FACILITY AND INSPECTION INFORMATION

Facility/Business No:
E-272-0002

Inspector: Rick Hill
Inspection Date: 11/4/2025

Owner:
Lakeland SD

Contact: Tim Haag

Location:
Timberlake HS 5303 W Hwy 54, Spirit Lake

Contact Phone: [Click or tap here to enter text.](#)
Contact E-mail: tim.hagg@lakeland272.org

FINDINGS

GENERAL INFORMATION:

1. Idaho Title 39, Chapter 80, also known as the "Idaho Uniform School Building Safety Act," establishes safety and construction standards of public school buildings in Idaho. It requires schools to adhere to a uniform safety code, which incorporates various national and state codes to ensure the health, safety, and welfare of occupants.
2. It is the responsibility of the facilities management team, employees, and associated contractors to ensure a safe working environment for all employees, attendees and visitors.
3. Review the entire list of "Findings" and develop a corrective plan.
4. Review previous years "Findings" to ensure that any issues not resolved are addressed.
5. A response regarding your plans for corrective action for the potential safety hazards is required within 20 calendar days of receipt of report.
6. Corrections need not be completed to respond. Should additional time be needed to formulate responses an extension of time for up to 60 days may be requested.
7. Include the State ID number, found at the top of this report with your response.
8. Please email your written responses to safety@dopl.idaho.gov

DETAILED FINDINGS:

FIRE

Emergency access blocked / fire lanes / Fire doors / Fire assemblies / Fire strobes / Fire bells, / Smoke detectors, Fire alarms, etc.

Fire riser rooms, Electrical rooms, HVAC rooms, etc. are required to be identified.

Click or tap here to enter text.

The equipment rooms are used for storage.

Click or tap here to enter text.

Fire extinguishers (FE) missing, out of date, not fully charged, not properly hung, obstructed, or hidden from view, locations, and distancing.

Music Room: FX missing monthly check.

Electrical panel breakers are not properly labeled, or missing blanks.

Missing ceiling tiles or sprinkler heads escutcheons. Ceiling clearances of storage items. Ventilation.

Click or tap here to enter text.

Electrical panel boxes (EPs) HVAC units, and other appliances and electrical switches work area clearances.

EGRESS

Exit signs (ES) not illuminated, working properly, or missing / Emergency lights (EL) not working properly / obstructed from view, not working, or in disrepair, etc.

Entire School has no emergency lighting since generator not functioning.

The Egress routes must be maintained.

Shop: Rear exit door blocked by storage.

Trip and slip hazards, uneven pathways, cords, projections, clutter, rugs, drains, etc. in the walking path or around exit routes, other miscellaneous trip hazards etc.

Click or tap here to enter text.

Stairways, guardrails, handrails, and landings.

Click or tap here to enter text.

Emergency Action Plans (EAP), Fire drills, Training and record keeping.

Click or tap here to enter text.

PERSONAL SAFETY

NEC 210.8 Ground-fault circuit interrupter (GFCI)

Click or tap here to enter text.

Eyewash Stations (EWS)

Click or tap here to enter text.

First aid kit (FAK) not complete, missing various first aid items, items appear to be in poor condition, out of date, AED unobstructed and readily visible.

Click or tap here to enter text.

Personal Protective Equipment (PPE).

Click or tap here to enter text.

Tools missing guards and required point of operation safeguards

Click or tap here to enter text.

Pressure vessels.

Click or tap here to enter text.

CHEMICAL SAFETY

Laboratories, Safety Data Sheets (SDS), spill control, fire blankets, extinguishers, eye wash Stations, first aid kits, and emergency action plans, chemical storage.

Click or tap here to enter text.

SAFE WORKPLACE PRACTICES

Throughout many areas of this facility, clutter and items are laying around on the floors, stacked in corners, hallways, exit routes, landings, storage, sheds, utility rooms, and under stair storage areas, etc.

Click or tap here to enter text.

Appliances with heating elements such as coffee pots, space heaters, toasters and microwaves need to be plugged directly into a wall outlet and not into a power-strip or extension cord.

Room 203, 208, 213: Microwave and or heating devices not plugged to wall.

Electrical boxes that are missing covers, conduits that are not secured or improperly connected to the electrical box and electrical boxes that are not secured properly.

Click or tap here to enter text.

Electrical extension cords and multi-plugs.

Boiler Room, 214: "Daisy" chaining of cords.

Safe storage of materials

Click or tap here to enter text.

Cabinets and / or shelving not secured.

Click or tap here to enter text.

MISCELLANEOUS SAFETY ISSUES

Welding, gas cylinders, storage, welding apparatus, safety cans

Coffee Stand: Unsecured compressed gas tank.

Equipment not secured

Shop: Drill Press not mounted to floor.

Tools and equipment in unsafe or damaged condition, missing parts, use of safety cans, frayed electrical cords.

Shop: Chop saw cord damaged.

Rigging - Chains, straps, hooks, clevises, cables, slings, harnesses, etc.

Click or tap here to enter text.

Building issues, cracks in interior and exterior walls, water or drainage issues, deterioration, etc.

Room 217: Excess combustables on ceiling.

Playground equipment and safety issues.

Click or tap here to enter text.

Unusual Findings, Non-permitted work, etc.

Click or tap here to enter text.

NEXT STEPS:

1. Review the entire list of "Findings" and develop a corrective plan.
2. Review previous years "Findings" to ensure that any issues not resolved are addressed.

3. A response regarding your plans for corrective action for the potential safety hazards is required within 20 calendar days of receipt of report.
4. Corrections need not be completed to respond. Should additional time be needed to formulate responses an extension of time for up to 60 days may be requested.
5. Include the State ID number, found at the top of this report with your response.
6. Please email your written responses to safety@dopl.idaho.gov



State of Idaho

Division of Occupational and Professional Licenses

BRAD LITTLE
Governor
RUSSELL BARRON
Administrator

11341 W Chinden Blvd.
P.O. Box 83720
Boise, ID 83720-0063
(208) 334-3233
dopl.idaho.gov

FACILITY AND INSPECTION INFORMATION

Facility/Business No:
E-272-0032

Inspector: Rick Hill
Inspection Date: 11/3/2025

Owner:
Lakeland SD
Location:
5830 West Blackwell, Spirit Lake

Contact: Tim Haag
Contact Phone: [Click or tap here to enter text.](#)
Contact E-mail: tim.hagg@lakeland272.org

FINDINGS

GENERAL INFORMATION:

1. Idaho Title 39, Chapter 80, also known as the "Idaho Uniform School Building Safety Act," establishes safety and construction standards of public school buildings in Idaho. It requires schools to adhere to a uniform safety code, which incorporates various national and state codes to ensure the health, safety, and welfare of occupants.
2. It is the responsibility of the facilities management team, employees, and associated contractors to ensure a safe working environment for all employees, attendees and visitors.
3. Review the entire list of "Findings" and develop a corrective plan.
4. Review previous years "Findings" to ensure that any issues not resolved are addressed.
5. A response regarding your plans for corrective action for the potential safety hazards is required within 20 calendar days of receipt of report.
6. Corrections need not be completed to respond. Should additional time be needed to formulate responses an extension of time for up to 60 days may be requested.
7. Include the State ID number, found at the top of this report with your response.
8. Please email your written responses to safety@dopl.idaho.gov

DETAILED FINDINGS:

FIRE

Emergency access blocked / fire lanes / Fire doors / Fire assemblies / Fire strobes / Fire bells, / Smoke detectors, Fire alarms, etc.

Click or tap here to enter text.

Fire riser rooms, Electrical rooms, HVAC rooms, etc. are required to be identified.

Click or tap here to enter text.

The equipment rooms are used for storage.

Click or tap here to enter text.

Fire extinguishers (FE) missing, out of date, not fully charged, not properly hung, obstructed, or hidden from view, locations, and distancing.

Click or tap here to enter text.

Electrical panel breakers are not properly labeled, or missing blanks.

Room 101: Missing bulb in floor lamp.

Missing ceiling tiles or sprinkler heads escutcheons. Ceiling clearances of storage items. Ventilation.

Boys locker room: Sprinkler pipe supports broken and a missing escutcheon.

Electrical panel boxes (EPs) HVAC units, and other appliances and electrical switches work area clearances.

EGRESS

Exit signs (ES) not illuminated, working properly, or missing / Emergency lights (EL) not working properly / obstructed from view, not working, or in disrepair, etc.

Click or tap here to enter text.

The Egress routes must be maintained.

Room 105: Exit path blocked.

South Exit: Power cord thru door.

Trip and slip hazards, uneven pathways, cords, projections, clutter, rugs, drains, etc. in the walking path or around exit routes, other miscellaneous trip hazards etc.

Click or tap here to enter text.

Stairways, guardrails, handrails, and landings.

Click or tap here to enter text.

Emergency Action Plans (EAP), Fire drills, Training and record keeping.

Click or tap here to enter text.

PERSONAL SAFETY

NEC 210.8 Ground-fault circuit interrupter (GFCI)

Click or tap here to enter text.

Eyewash Stations (EWS)

Click or tap here to enter text.

First aid kit (FAK) not complete, missing various first aid items, items appear to be in poor condition, out of date, AED unobstructed and readily visible.

Click or tap here to enter text.

Personal Protective Equipment (PPE).

Click or tap here to enter text.

Tools missing guards and required point of operation safeguards

Room 105: Table saw guard off.

Pressure vessels.

Click or tap here to enter text.

CHEMICAL SAFETY

Laboratories, Safety Data Sheets (SDS), spill control, fire blankets, extinguishers, eye wash Stations, first aid kits, and emergency action plans, chemical storage.

Click or tap here to enter text.

SAFE WORKPLACE PRACTICES

Throughout many areas of this facility, clutter and items are laying around on the floors, stacked in corners, hallways, exit routes, landings, storage, sheds, utility rooms, and under stair storage areas, etc.

Click or tap here to enter text.

Appliances with heating elements such as coffee pots, space heaters, toasters and microwaves need to be plugged directly into a wall outlet and not into a power-strip or extension cord.

Room 201, 302, Lunchroom: Microwave and any other heating devices to plug directly to wall outlet.

Electrical boxes that are missing covers, conduits that are not secured or improperly connected to the electrical box and electrical boxes that are not secured properly.

Electrical extension cords and multi-plugs.

Thruout school light strings connected with metal clipe to ceiling grid.

Projector power cords running thru and above ceiling grid.

Safe storage of materials

Click or tap here to enter text.

Cabinets and / or shelving not secured.

Click or tap here to enter text.

MISCELLANEOUS SAFETY ISSUES

Welding, gas cylinders, storage, welding apparatus, safety cans

Click or tap here to enter text.

Equipment not secured

Click or tap here to enter text.

Tools and equipment in unsafe or damaged condition, missing parts, use of safety cans, frayed electrical cords.

Chainlinked area outside: Broken electric conduit with exposed wires.

Rigging - Chains, straps, hooks, clevises, cables, slings, harnesses, etc.

Click or tap here to enter text.

Building issues, cracks in interior and exterior walls, water or drainage issues, deterioration, etc.

Portable Rooms not identified by number for emergency responders.

Playground equipment and safety issues.

Playground purple slide has some damage to sliding surface.

Unusual Findings, Non-permitted work, etc.

Click or tap here to enter text.

NEXT STEPS:

1. Review the entire list of “Findings” and develop a corrective plan.
2. Review previous years “Findings” to ensure that any issues not resolved are addressed.
3. A response regarding your plans for corrective action for the potential safety hazards is required within 20 calendar days of receipt of report.
4. Corrections need not be completed to respond. Should additional time be needed to formulate responses an extension of time for up to 60 days may be requested.
5. Include the State ID number, found at the top of this report with your response.
6. Please email your written responses to safety@dopl.idaho.gov



State of Idaho

Division of Occupational and Professional Licenses

BRAD LITTLE
Governor
RUSSELL BARRON
Administrator

11341 W Chinden Blvd.
P.O. Box 83720
Boise, ID 83720-0063
(208) 334-3233
dopl.idaho.gov

FACILITY AND INSPECTION INFORMATION

Facility/Business No:
E-272-0019

Inspector: Rick Hill
Inspection Date: 11/4/2025

Owner:
Lakeland SD

Location:
Twin Lakes Elementary 5326 W Rice,
Rathdrum

Contact: Tim Haag
Contact Phone: [Click or tap here to enter text.](#)
Contact E-mail: tim.hagg@lakeland272.org

FINDINGS

GENERAL INFORMATION:

1. Idaho Title 39, Chapter 80, also known as the "Idaho Uniform School Building Safety Act," establishes safety and construction standards of public school buildings in Idaho. It requires schools to adhere to a uniform safety code, which incorporates various national and state codes to ensure the health, safety, and welfare of occupants.
2. It is the responsibility of the facilities management team, employees, and associated contractors to ensure a safe working environment for all employees, attendees and visitors.
3. Review the entire list of "Findings" and develop a corrective plan.
4. Review previous years "Findings" to ensure that any issues not resolved are addressed.
5. A response regarding your plans for corrective action for the potential safety hazards is required within 20 calendar days of receipt of report.
6. Corrections need not be completed to respond. Should additional time be needed to formulate responses an extension of time for up to 60 days may be requested.
7. Include the State ID number, found at the top of this report with your response.
8. Please email your written responses to safety@dopl.idaho.gov

DETAILED FINDINGS:

FIRE

Emergency access blocked / fire lanes / Fire doors / Fire assemblies / Fire strobes / Fire bells, / Smoke detectors, Fire alarms, etc.

Click or tap here to enter text.

Fire riser rooms, Electrical rooms, HVAC rooms, etc. are required to be identified.

Click or tap here to enter text.

The equipment rooms are used for storage.

Click or tap here to enter text.

Fire extinguishers (FE) missing, out of date, not fully charged, not properly hung, obstructed, or hidden from view, locations, and distancing.

Boiler Room: Monthly check on FX tag missing.

Electrical panel breakers are not properly labeled, or missing blanks.

Missing ceiling tiles or sprinkler heads escutcheons. Ceiling clearances of storage items. Ventilation.

Click or tap here to enter text.

Electrical panel boxes (EPs) HVAC units, and other appliances and electrical switches work area clearances.

EGRESS

Exit signs (ES) not illuminated, working properly, or missing / Emergency lights (EL) not working properly / obstructed from view, not working, or in disrepair, etc.

Click or tap here to enter text.

The Egress routes must be maintained.

Stage Ramp: Marked Exit to be kept clear of storage.

Trip and slip hazards, uneven pathways, cords, projections, clutter, rugs, drains, etc. in the walking path or around exit routes, other miscellaneous trip hazards etc.

Lunchroom ramp carpet has trip hazard at top end.

Stairways, guardrails, handrails, and landings.

Click or tap here to enter text.

Emergency Action Plans (EAP), Fire drills, Training and record keeping.

Click or tap here to enter text.

PERSONAL SAFETY

NEC 210.8 Ground-fault circuit interrupter (GFCI)

Click or tap here to enter text.

Eyewash Stations (EWS)

Click or tap here to enter text.

First aid kit (FAK) not complete, missing various first aid items, items appear to be in poor condition, out of date, AED unobstructed and readily visible.

Click or tap here to enter text.

Personal Protective Equipment (PPE).

Click or tap here to enter text.

Tools missing guards and required point of operation safeguards

Click or tap here to enter text.

Pressure vessels.

Click or tap here to enter text.

CHEMICAL SAFETY

Laboratories, Safety Data Sheets (SDS), spill control, fire blankets, extinguishers, eye wash Stations, first aid kits, and emergency action plans, chemical storage.

Click or tap here to enter text.

SAFE WORKPLACE PRACTICES

Throughout many areas of this facility, clutter and items are laying around on the floors, stacked in corners, hallways, exit routes, landings, storage, sheds, utility rooms, and under stair storage areas, etc.

Click or tap here to enter text.

Appliances with heating elements such as coffee pots, space heaters, toasters and microwaves need to be plugged directly into a wall outlet and not into a power-strip or extension cord.

Click or tap here to enter text.

Electrical boxes that are missing covers, conduits that are not secured or improperly connected to the electrical box and electrical boxes that are not secured properly.

Room 5: Missing bulb in light fixture.

Electrical extension cords and multi-plugs.

Room 2, Hall by room 12: "Daisy chaining of extention cords and or power strips.

Safe storage of materials

Click or tap here to enter text.

Cabinets and / or shelving not secured.

Room 22, 27: unstable shelving/storage.

MISCELLANEOUS SAFETY ISSUES

Welding, gas cylinders, storage, welding apparatus, safety cans

Click or tap here to enter text.

Equipment not secured

Click or tap here to enter text.

Tools and equipment in unsafe or damaged condition, missing parts, use of safety cans, frayed electrical cords.

Click or tap here to enter text.

Rigging - Chains, straps, hooks, clevises, cables, slings, harnesses, etc.

Click or tap here to enter text.

Building issues, cracks in interior and exterior walls, water or drainage issues, deterioration, etc.

Gym mechanical room: Ceiling insulation falling down.

Playground equipment and safety issues.

Playground: Some swing chains worn in excess of 25%.

Unusual Findings, Non-permitted work, etc.

Click or tap here to enter text.

NEXT STEPS:

1. Review the entire list of “Findings” and develop a corrective plan.
2. Review previous years “Findings” to ensure that any issues not resolved are addressed.

3. A response regarding your plans for corrective action for the potential safety hazards is required within 20 calendar days of receipt of report.
4. Corrections need not be completed to respond. Should additional time be needed to formulate responses an extension of time for up to 60 days may be requested.
5. Include the State ID number, found at the top of this report with your response.
6. Please email your written responses to safety@dopl.idaho.gov