

# ECISD POLICE DEPARTMENT

February 2019 Update

TEXAS EDUCATION CODE, SEC. 37.108. MULTHAZARD EMERGENCY OPERATIONS PLAN; SAFETY AND SECURITY AUDIT. (A) EACH SCHOOL DISTRICT OR PUBLIC JUNIOR COLLEGE DISTRICT SHALL ADOPT AND IMPLEMENT A MULTI-HAZARD EMERGENCY OPERATIONS PLAN FOR USE IN THE DISTRICT'S FACILITIES.

## Four Parts are required of this plan:

- Mitigation
- Preparedness
- Response
- Recovery

# THE “RESPONSE” PORTION OF THE ECISD MULTI-HAZARD OPERATIONS PLAN INCLUDES:

- Lockdown
- Shelter-In-Place
- Evacuation
- Reverse Evacuation
- Weather Watches and Warnings

# ECISD HAS AN EMERGENCY OPERATIONS PLANNING TEAM (EOPT) DESIGNED TO MEET THE REQUIREMENTS OF T.E.C.

- Sec. 37.109. SCHOOL SAFETY AND SECURITY COMMITTEE. (a) In accordance with guidelines established by the Texas School Safety Center, each school district shall establish a school safety and security committee.
- (b) The committee shall:
  - (1) participate on behalf of the district in developing and implementing emergency plans consistent with the district multi-hazard emergency operations plan required by Section 37.108(a) to ensure that the plans reflect specific campus, facility, or support services needs;
  - (2) provide the district with any campus, facility, or support services information required in connection with a safety and security audit required by Section 37.108(b), a safety and security audit report required by Section 37.108(c), or another report required to be submitted by the district to the Texas School Safety Center; and
  - (3) review each report required to be submitted by the district to the Texas School Safety Center to ensure that the report contains accurate and complete information regarding each campus, facility, or support service in accordance with criteria established by the center.

# TOPICS OF JANUARY 18, 2019 EOPT MEETING

- Meeting to discuss and voted on changing the “Response” portion of our current Multi-Hazard plan to a Standard Response Protocol
- The Standard Response Protocol is endorsed by the Texas School Safety Center
- Used across the country, created by the I love u guys, Foundation



# COMMON LANGUAGE

Lockdown- This is Mrs. Smith, Permian High is going into a Lockdown, LOCKS, LIGHTS, OUT OF SIGHT. Twice

Lockout- This is Mrs. Smith, Permian High is going into a Lockout, GET INSIDE, LOCK OUTSIDE DOORS. Twice

Evacuate- This is Mrs. Smith, Permian High is Evacuating to LOCATION.

Shelter- This is Mrs. Smith, Permian High is going into a Shelter, take your students to your designated safe area inside the school.






Hold- This is Mrs. Smith, Permian High is going into a HOLD. Lock doors and windows. Stay in your room until "ALL CLEAR" is announced.


# SIGNAGE

- Posters and signs are available.
- Emergency management will provide all buildings with one of each. It will be the responsibility of the campus to get more.

# CLASSROOMS AND OFFICES

**IN AN EMERGENCY  
WHEN YOU HEAR IT. DO IT.**

<b>LOCKOUT! Get inside. Lock outside doors.</b>		
<b>STUDENTS</b> Return inside Business as usual	<b>TEACHER</b> Bring everyone indoors Lock outside doors Increase situational awareness Business as usual Take attendance	
<b>LOCKDOWN! Locks, lights, out of sight.</b>		
<b>STUDENTS</b> Move away from sight Maintain silence Do not open the door	<b>TEACHER</b> Lock interior doors Turn out the lights Move away from sight Do not open the door Maintain silence Take attendance	
<b>EVACUATE! To the announced location.</b>		
<b>STUDENTS</b> Bring your phone Leave your stuff behind Follow instructions	<b>TEACHER</b> Lead evacuation to location Take attendance Notify if missing, extra or injured students	
<b>SHELTER! Hazard and safety strategy.</b>		
<b>STUDENTS</b> <b>Hazard</b> Tornado Hazard Earthquake Tsunami	<b>Safety Strategy</b> Evacuate to shelter area Seal the room Drop, cover and hold Get to high ground	
<b>HOLD! In your classroom. Clear the halls.</b>		
<b>STUDENTS</b> Remain in the classroom until the "All Clear" is announced	<b>TEACHER</b> Close and lock classroom door Business as usual Take attendance	

 **STANDARD RESPONSE PROCEDURES EXTENDED**

© Copyright 2010-2015. All Rights Reserved. The "Lock It Out" Foundation, Safety, LLC. The Standard Response Protocol and Extended Logo are Trademarks of The "Lock It Out" Foundation and may be registered in certain jurisdictions. This material may be duplicated for distribution per "SPP Terms of Use". SPP® SPP®/EPI® 1.2 (2.1) (Revised: 08/15/2017) | <http://www.lockitout.org>



# ALL EXTERIOR DOORS





**DRILL IN PROGRESS  
NO ONE IN OR OUT**

© 2015-2016, ALL RIGHTS RESERVED BY THE UNIVERSITY OF CALIFORNIA



# ACCESSIBILITY

- On the Texas School Safety Centers Website.
- ILOVEYOUGUYS foundation

Anyone can access and learn from these trainings.

# IMPLEMENTATION

- Modification of current Multi-Hazard Emergency Operations Plan.
- Administrators- Immediately
- Teacher/Staff- In-service days, any training offered in summer, Teacher University.
- Target date is the start of next school year.