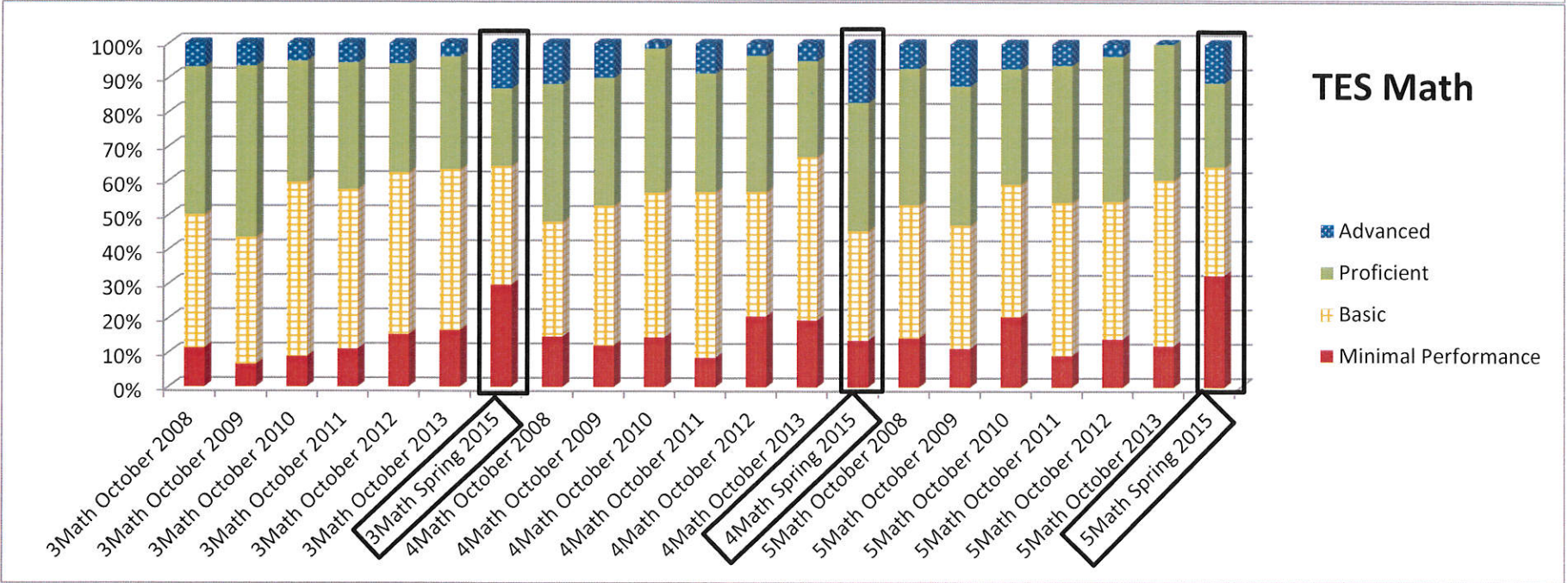
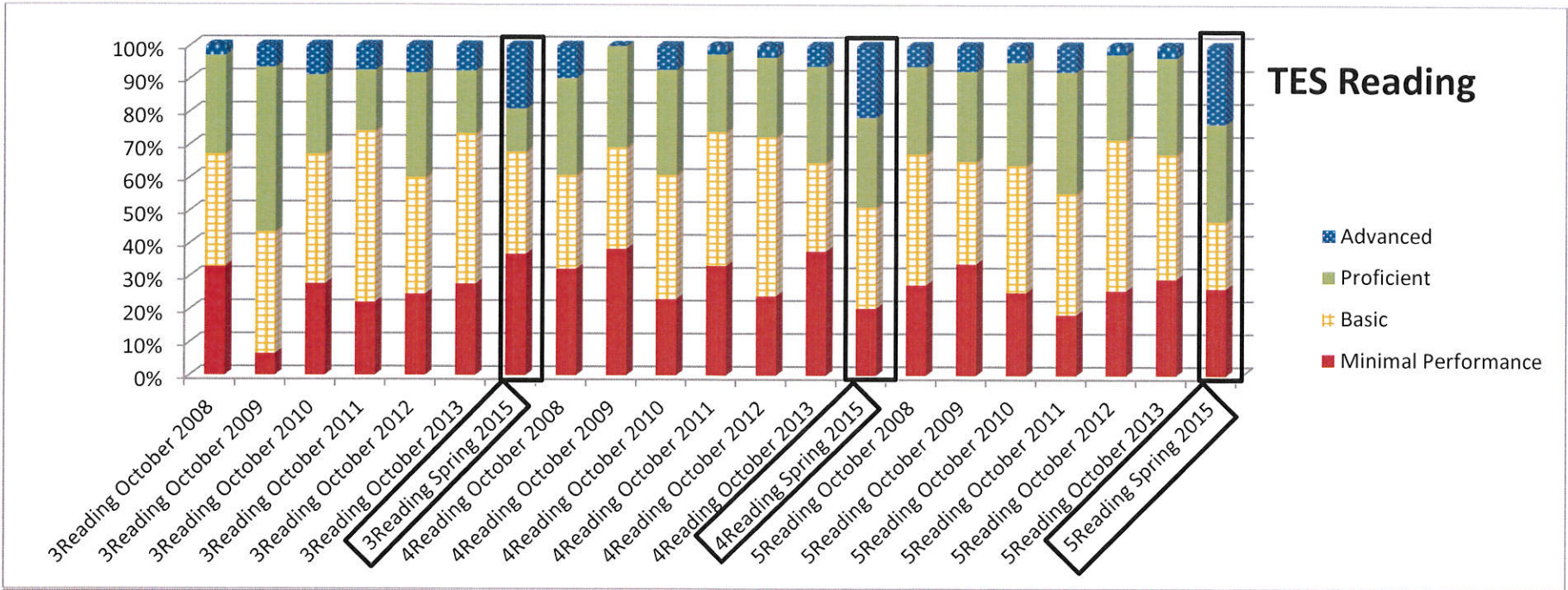
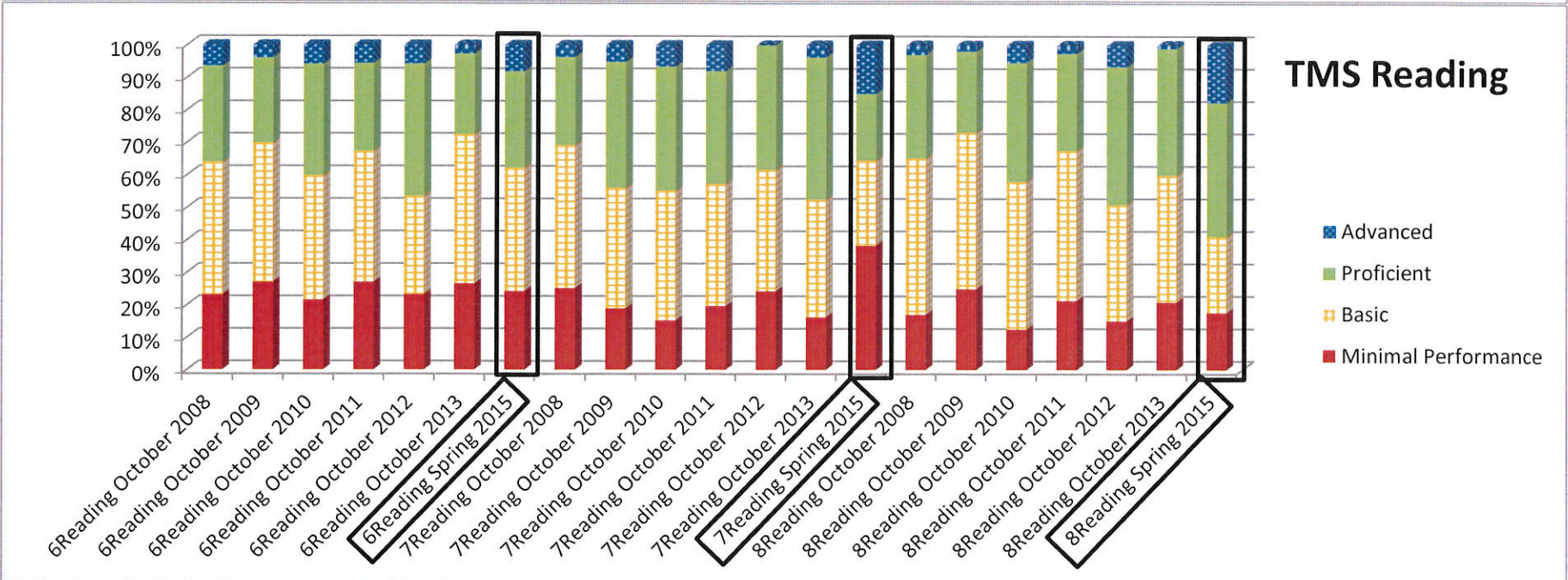
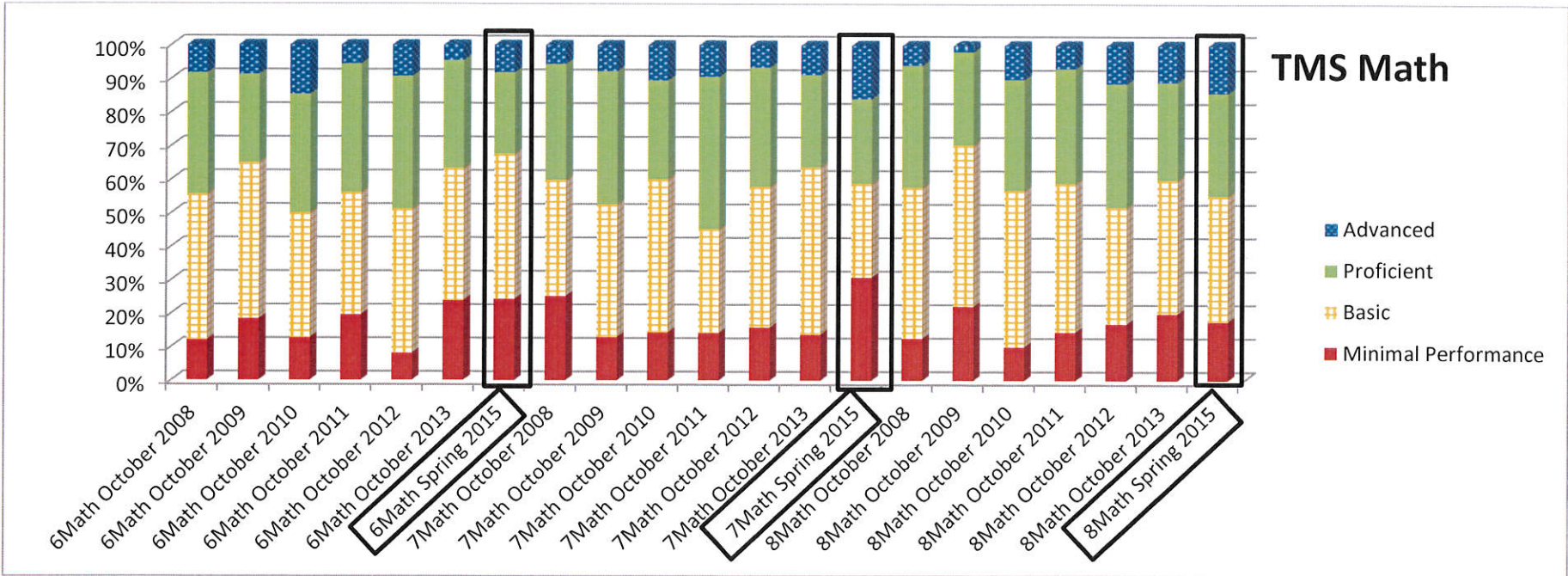


		WKCE October 2010	WKCE October 2011	WKCE October 2012	WKCE October 2013	Badger Spring 2015	ACT Spring 2015
3rd Reading	Tomahawk	32%	25%	41%	25%	31%	
3rd Reading	State	34%	33%	35%	35%	52%	
3rd Math	Tomahawk	40%	42%	38%	36%	35%	
3rd Math	State	46%	51%	48%	50%	51%	
4th Reading	Tomahawk	40%	28%	28%	36%	47%	
4th Reading	State	34%	35%	33%	36%	50%	
4th Math	Tomahawk	44%	46%	42%	33%	52%	
4th Math	State	48%	52%	49%	52%	48%	
5th Reading	Tomahawk	34%	47%	28%	31%	52%	
5th Reading	State	36%	33%	35%	34%	55%	
5th Math	Tomahawk	41%	47%	45%	41%	37%	
5th Math	State	50%	52%	51%	51%	40%	
6th Reading	Tomahawk	39%	33%	47%	28%	37%	
6th Reading	State	35%	36%	35%	37%	46%	
6th Math	Tomahawk	50%	44%	49%	37%	33%	
6th Math	State	51%	46%	52%	47%	41%	
7th Reading	Tomahawk	44%	43%	38%	48%	36%	
7th Reading	State	36%	39%	37%	38%	52%	
7th Math	Tomahawk	40%	53%	42%	36%	41%	
7th Math	State	46%	48%	47%	48%	43%	
8th Reading	Tomahawk	42%	32%	49%	40%	60%	
8th Reading	State	40%	33%	40%	34%	53%	
8th Math	Tomahawk	42%	41%	48%	40%	45%	
8th Math	State	44%	45%	45%	46%	39%	
9th Reading	Tomahawk						
9th Reading	State						
9th Math	Tomahawk						
9th Math	State						
10th Reading	Tomahawk	22%	38%	38%	42%		
10th Reading	State	34%	42%	38%	42%		
10th Math	Tomahawk	48%	37%	49%	47%		
10th Math	State	42%	44%	44%	46%		
11th Reading	Tomahawk						43%
11th Reading	State						36%
11th Math	Tomahawk						61%
11th Math	State						46%





THS 10th Grade

