





2009-10 STATE WIDE REDUCTIONS




Percentage of districts reducing or eliminating the following programs:



- HS elective courses 48%
- HS athletics 38%
- MS electives courses 35%
- HS activities (not sports) 35%
- MS activities 27%
- HS core academic courses 26%
- MS core academic courses 22%




Positions Reduced State Wide



- Teachers 1,393
- Classified 870
- Administrators 147






Percentage of reductions

- Teachers 6.2%
- Classified 5.6%
- Administrators 5.8%




Class Size Increase

- Elementary 8.2%
- Middle School 7.4%
- High School 10.2%




Reduced Days

- Average district reduction is 2 days with a mixture of instructional and non-instructional time.




Three Rivers




Reduced but did not eliminate:


- HS elective courses
- HS athletics
- HS activities (not sports)
- HS core academic
- MS core courses
- MS elective courses



Percentage of Reductions from General Fund




Teaching	5.4%
Classified/Confidential	6.9%
Administrative	7.2%




Elementary Class Size

- 2008-09 23.36
- 2009-10 23.34




Middle School Class Size

- 2008-09 25
- 2009-10 26.9



High School Class Size

- 2008-09 26.3
- 2009-10 26.5



Reduced Days

- Negotiated up to 5
- As of today, looks like 2 to 3

