

**NUECES COUNTY HOSPITAL DISTRICT
 QUARTERLY INVESTMENT REPORT
 January 1, 2023 - March 31, 2023**

Summary Holdings Statistics:

Portfolio/Fund Group	Prior				Current						
	Book Value	Market Value	WAY	WAM	Book Value	Market Value	Accrued Interest	Interest Earned	% of Portfolio	WAY	WAM
<u>Unrestricted Funds</u>											
General Fund	59,991,314	59,991,314	3.979%	1	81,018,247	81,018,247	0	820,160	48.78%	4.610%	1
Indigent Care Fund	56,949,035	55,192,814	1.980%	332	57,257,598	55,925,163	105,517	306,397	34.48%	2.284%	270
Tobacco Fund	754	754	3.980%	1	762	762	0	8	0.00%	4.611%	1
Trust Fund	68,622	68,622	4.180%	1	69,255	69,255	269	755	0.04%	4.500%	1
Subtotal	117,009,725	115,253,504	3.006%	162	138,345,862	137,013,428	105,785	1,127,320		3.647%	112
<u>Restricted Funds</u>											
General Fund - LPPF	28,679,061	28,679,061	3.460%	1	27,729,787	27,729,787	0	191,042	16.70%	3.960%	1
Total	145,688,786	143,932,565	3.095%	130	166,075,650	164,743,215	105,785	1,318,362	100.00%	3.699%	94
Change in Market Value		20,810,650 ¹									
Quarter Average Yield - NCHD		3.545%									
Quarter Average Yield - 6 Mth T-Bill		4.912%									

This report reflects Nueces County Hospital District's investment policy and strategies in accordance with the Public Funds Investment Act.

INVESTMENT OFFICERS:


 JONNY F. HIPPI, ADMINISTRATOR


 BELINDA ESPINOZA, ASSISTANT ADMINISTRATOR


 DONNA LITTLEFIELD, DIRECTOR OF ACCOUNTING & FINANCE

Notes

1. Change in Market Value is required data, but will primarily reflect the receipt and expenditure of the District's funds from quarter to quarter.

Nueces County Hospital District
Inventory Report - Holdings by Fund
As of: 03/31/2023

Settle Date	Maturity Date	Location	Security	CUSIP	Avg Yield/ Coupon	Purchase Price	PAR	Beginning Book Value 12/31/2022	Beginning Market Value 12/31/2022	Ending Book Value 03/31/2023	Ending Market 03/31/2023	Gain/Loss	Accrued Interest	Yield Y-T-M	Days to Maturity
Indigent Care Fund															
03/31/2023	04/01/2023	TexPool	Investment Pool	#00002	4.611%	4,010,301	4,010,301	2,321,626	2,321,626	4,010,301	4,010,301	0	0	4.611%	1
03/31/2023	04/01/2023	LOGIC	Investment Pool		4.816%	10,963,474	10,963,474	10,793,212	10,793,212	10,963,474	10,963,474	0	0	4.816%	1
03/31/2023	04/01/2023	TexSTAR	Investment Pool		4.607%	4,947,960	4,947,960	4,863,557	4,863,557	4,947,960	4,947,960	0	0	4.607%	1
08/12/2020	08/10/2023	Safekeeping	FNMA - Qrtly Call	3135G05R0	0.300%	3,993,000	4,000,000	4,000,000	3,896,664	4,000,000	3,931,824	(68,176)	1,667	0.359%	132
08/28/2020	08/18/2023	Safekeeping	FNMA - Semi-ann Call	3135G05V1	0.360%	4,000,000	4,000,000	4,000,000	3,891,452	4,000,000	3,933,664	(66,336)	1,680	0.360%	140
10/29/2020	02/15/2023	Safekeeping	Mansfield TX ISD	564386RS1	4.000%	0	0	1,627,194	1,618,834	0	0	(0)	0	0.447%	0
12/03/2020	11/30/2023	Safekeeping	FFCB Call Note	3133EMHL9	0.310%	3,996,600	4,000,000	4,000,000	3,835,836	4,000,000	3,877,128	(122,872)	4,133	0.339%	244
03/12/2021	03/12/2024	Safekeeping	FHLB Call Note	3130ALJ70	0.400%	4,000,000	4,000,000	4,000,000	3,786,416	4,000,000	3,842,688	(157,312)	800	0.400%	347
07/26/2021	07/26/2024	Safekeeping	FHLB Call Note	3130AN5A4	0.500%	3,000,000	3,000,000	3,000,000	2,816,388	3,000,000	2,848,059	(151,941)	2,667	0.500%	483
08/26/2021	08/26/2024	Safekeeping	FHLB Call Note	3130ANMN7	0.520%	4,000,000	4,000,000	4,000,000	3,725,416	4,000,000	3,780,808	(219,192)	1,964	0.520%	514
10/06/2021	02/01/2024	Safekeeping	Tx Public Finance Auth	882669CN2	2.000%	2,071,440	2,000,000	2,033,445	1,941,180	2,025,863	1,953,520	(72,343)	6,556	0.450%	307
10/28/2021	10/28/2024	Safekeeping	FHLB Call Note	3130APK79	0.700%	3,000,000	3,000,000	3,000,000	2,786,013	3,000,000	2,829,693	(170,307)	8,867	0.700%	577
11/04/2021	08/15/2024	Safekeeping	Cedar Pk TX Dev Corp	15046PBJ6	0.860%	310,000	310,000	310,000	291,992	310,000	294,209	(15,791)	333	0.860%	503
11/18/2021	11/18/2024	Safekeeping	FHLB Qrtly Call	3130APNE1	0.900%	2,000,000	2,000,000	2,000,000	1,855,060	2,000,000	1,890,120	(109,880)	6,600	0.900%	598
02/25/2022	02/25/2025	Safekeeping	FHLB Qrtly Call	3130AQSK0	1.600%	2,000,000	2,000,000	2,000,000	1,873,128	2,000,000	1,898,934	(101,066)	3,111	1.600%	697
05/19/2022	05/19/2025	Safekeeping	FHLB Qrtly Call	3130ARV00	3.500%	2,000,000	2,000,000	2,000,000	1,939,360	2,000,000	1,958,542	(41,458)	25,472	3.500%	780
08/30/2022	11/25/2024	Safekeeping	FHLMC Qrtly Call	3134GXR71	4.000%	3,000,000	3,000,000	3,000,000	2,956,680	3,000,000	2,964,240	(35,760)	41,667	4.000%	605
			Subtotal			57,292,774	57,231,734	58,949,035	55,192,814	57,257,598	55,925,163	(1,332,435)	105,517	2.284%	270
Tobacco Settlement Fund															
03/31/2023	04/01/2023	TexPool	Investment Pool	#00007	4.611%	762	762	754	754	762	762	0	0	4.611%	1
			Subtotal			762	762	754	754	762	762	0	0	4.611%	1
Trust Fund - Employee Health Benefits Trust															
03/31/2023	04/01/2023	Frost Trust	Invesco Stit Treasury	825252406	4.500%	69,255	69,255	68,622	68,622	69,255	69,255	0	269	4.500%	1
			Subtotal			69,255	69,255	68,622	68,622	69,255	69,255	0	269	4.500%	1
General Fund															
03/31/2023	04/01/2023	Cash on hand	Petty Cash		0.000%	300	300	300	300	300	300	0	0	0.000%	1
03/31/2023	04/01/2023	TexPool	Investment Pool-GF	#00004	4.611%	65,663,157	65,663,157	47,624,501	47,624,501	65,663,157	65,663,157	0	0	4.611%	1
03/31/2023	04/01/2023	TexPool	Investment Pool-MR	#00009	4.611%	15,253,553	15,253,553	12,284,424	12,284,424	15,253,553	15,253,553	0	0	4.611%	1
03/31/2023	04/01/2023	Frost Bank	Checking - Operating	664053079	3.960%	95,988	95,988	96,958	96,958	95,988	95,988	0	0	3.960%	1
03/31/2023	04/01/2023	Frost Bank	Checking - Payroll	664027221	3.960%	5,249	5,249	5,132	5,132	5,249	5,249	0	0	3.960%	1
			Subtotal			81,018,247	81,018,247	59,991,314	59,991,314	81,018,247	81,018,247	0	0	4.610%	1
TOTAL UNRESTRICTED FUNDS						138,381,039	138,319,999	117,009,725	115,253,504	138,345,862	137,013,428	(1,332,435)	105,785	3.647%	112
Restricted Cash - General Fund															
03/31/2023	04/01/2023	Frost Bank	Checking - Nueces LPPF	664043316	3.960%	27,729,787	27,729,787	28,679,061	28,679,061	27,729,787	27,729,787	0	0	3.960%	1
			Subtotal			27,729,787	27,729,787	28,679,061	28,679,061	27,729,787	27,729,787	0	0	3.960%	1
TOTAL PORTFOLIO						166,110,826	166,049,786	145,688,786	143,932,565	166,075,650	164,743,215	(1,332,435)	105,785	3.699%	94
														WAY	WAM

Nueces County Hospital District
Investment Transaction Activity
January 1, 2023 - March 31, 2023

Settle Date	Maturity	Call Date	Type	CUSIP	Coupon	Price	Par	Principal	Acc'd Interest	Total Settlement	Yield to Mat/Call	Broker
-------------	----------	-----------	------	-------	--------	-------	-----	-----------	----------------	------------------	-------------------	--------

Purchases

Total Purchases:	0.00	0.00	0.00	0.00
-------------------------	------	------	------	------

Maturities/Calls

10/29/2020	02/15/2023	n/a	Mansfield TX ISD	564386RS1	4.000%	108.1000	1,620,000.00	1,751,220.00	32,400.00	1,652,400.00	0.447%	RBC Cap Mkts
------------	------------	-----	------------------	-----------	--------	----------	--------------	--------------	-----------	--------------	--------	--------------

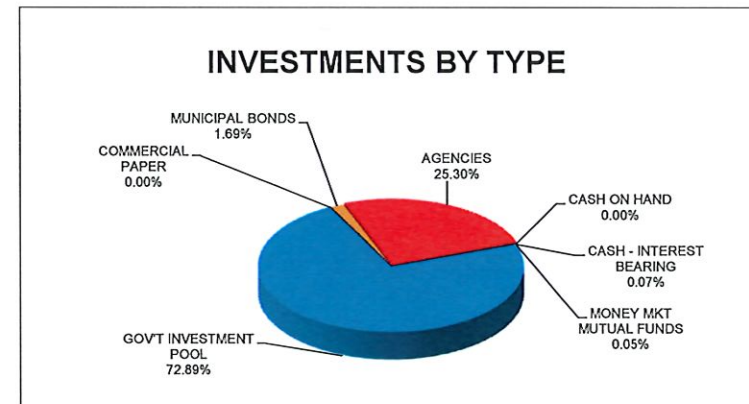
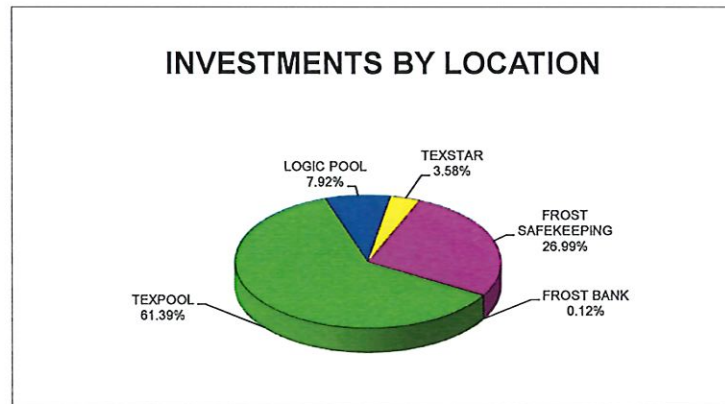
Total Maturities/Calls:	1,620,000.00	1,751,220.00	32,400.00	1,652,400.00
--------------------------------	--------------	--------------	-----------	--------------

**NUECES COUNTY HOSPITAL DISTRICT
 INVESTMENTS SUMMARY BY MARKET SECTOR
 UNRESTRICTED FUNDS
 FY 2023 2ND QUARTER (JANUARY 1 - MARCH 31, 2023)**

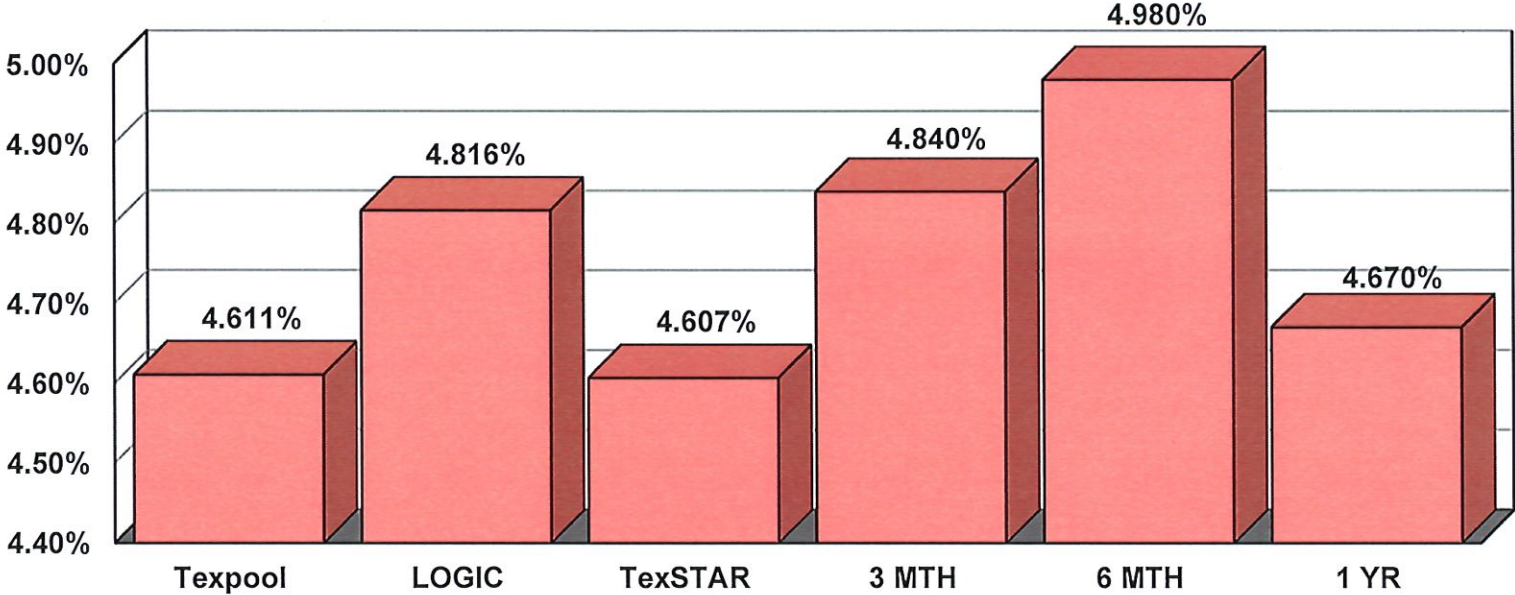
	FROST BANK	TEXPOOL	LOGIC	TEXSTAR	FROST SAFEKEEPING	TOTAL	PERCENT BY TYPE OF INVESTMENT
CASH ON HAND	\$300	\$0	\$0	\$0	\$0	\$300	0.00%
CASH - INTEREST BEARING	\$101,237	\$0	\$0	\$0	\$0	\$101,237	0.07%
MONEY MKT MUTUAL FUNDS	\$69,255	\$0	\$0	\$0	\$0	\$69,255	0.05%
GOV'T INVESTMENT POOLS	\$0	\$84,927,773	\$10,963,474	\$4,947,960	\$0	\$100,839,207	72.89%
COMMERCIAL PAPER	\$0	\$0	\$0	\$0	\$0	\$0	0.00%
MUNICIPAL BONDS	\$0	\$0	\$0	\$0	\$2,335,863	\$2,335,863	1.69%
TREASURY NOTES AND BONDS	\$0	\$0	\$0	\$0	\$0	\$0	0.00%
AGENCIES	\$0	\$0	\$0	\$0	\$35,000,000	\$35,000,000	25.30%
TOTAL INVESTMENTS	\$170,792	\$84,927,773	\$10,963,474	\$4,947,960	\$37,335,863	\$138,345,862	100.00%

PERCENT BY HOLDER
OF INVESTMENTS

0.12%	61.39%	7.92%	3.58%	26.99%	100.00%
-------	--------	-------	-------	--------	---------

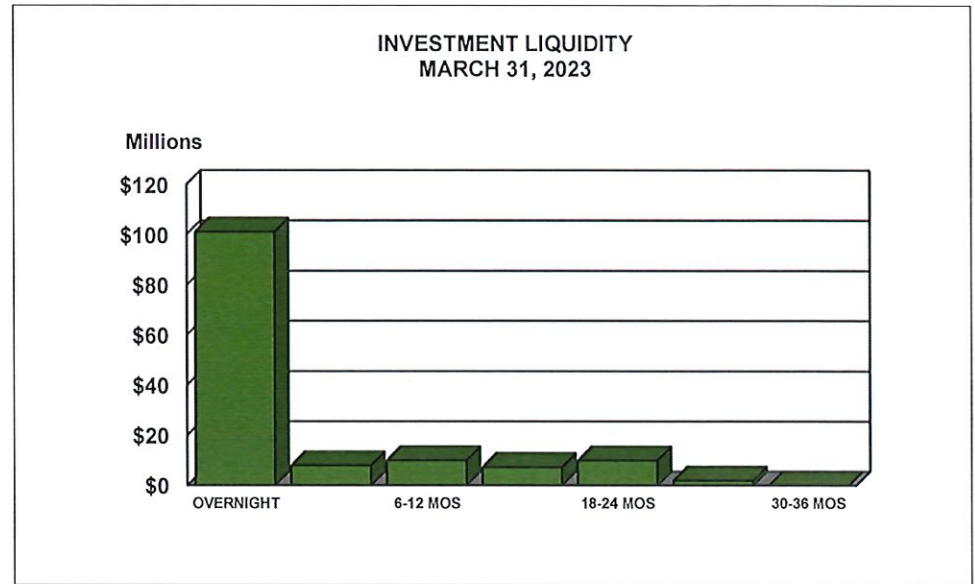


**NUECES COUNTY HOSPITAL DISTRICT
POOL RATES V. TREASURIES
MARCH 31, 2023**



**NUECES COUNTY HOSPITAL DISTRICT
 INVESTMENT SUMMARY BY LIQUIDITY
 UNRESTRICTED FUNDS
 FY 2023 2ND QUARTER (JANUARY 1 - MARCH 31, 2023)**

<u>INVESTMENT-YRS TO MATURITY</u>	<u>AMOUNT</u>	
CASH & CASH EQUIVALENTS	\$101,009,999	73.0%
MATURES IN 0-6 MONTHS	\$8,000,000	5.8%
MATURES IN 6-12 MONTHS	\$10,025,863	7.2%
MATURES IN 12-18 MONTHS	\$7,310,000	5.3%
MATURES IN 18-24 MONTHS	\$10,000,000	7.2%
MATURES IN 24-30 MONTHS	\$2,000,000	1.4%
MATURES IN 30-36 MONTHS	\$0	0.0%
TOTAL	\$138,345,862	100.0%



**NUECES COUNTY HOSPITAL DISTRICT
QUARTERLY BENCHMARK COMPARISON
MARCH 31, 2023**

