



**GOVERNING BOARD AGENDA ITEM  
AMPHITHEATER UNIFIED SCHOOL DISTRICT NO. 10**

---

**DATE OF MEETING:** September 8, 2020

**TITLE:** Annual Review of Bond and Capital Projects pursuant to A.R.S. 15-491(K)

---

**BACKGROUND:**

Pursuant to A.R.S. 15-491 (K) the District Administration is required to present to the Board an annual review of projects being funded by bond monies, capital improvement projects, building renewal, and adjacent ways.

The presentation provided will fulfill this obligation.

---

**RECOMMENDATION:**


For information and discussion only.

---

**INITIATED BY:**

  
\_\_\_\_\_  
Jim Burns, Executive Manager, Operational Support

Date: August 27, 2020

  
\_\_\_\_\_  
Todd A. Jaeger, J.D., Superintendent



**AMPHITHEATER**

*P u b l i c S c h o o l s*

# Annual Bond & Capital Expenditure Report

Per A.R.S. § 15-491 (K)

7/1/19 – 6/30/20

# Per A.R.S. § 15-491 (K)

District Administration is required to present to the Board an annual review of projects being funded with monies from these sources:

- Adjacent Ways
- Building Renewal
- Bond Proceeds



# Adjacent Ways Projects-\$297,961

## Amphitheater High School

- fire lane paving - \$19,455



## Canyon del Oro High School

- fire lane paving - \$132,415



# Adjacent Ways Projects-cont.

## Mesa Verde Elementary School

- fire lane paving - \$38,548



## Prince Elementary School

- bus loop construction - \$107,543





# Building Renewal Grants (SFB)

## \$6,056,636

### Amphitheater High School - \$771,469

- Roof replacement - multiple buildings - \$507,392
- G1/G2, G3/G4 & trainer's room HVAC replacement - \$42,694
- MDF HVAC replacement - \$9,909
- Main Gym roof assessment - \$2,540
- Central Plant 2 boiler replacement - \$61,196



# Building Renewal Grants (SFB) cont.

- Central Plant 3 boiler replacement - \$76,309
- 500 Wing demising wall repairs - \$71,426



# Building Renewal Grants (SFB) cont.

Canyon del Oro High School - \$1,910,362

- Roof replacement phase I - \$1,910,362





# Building Renewal Grants (SFB) cont.



# Building Renewal Grants (SFB) cont.

**Coronado K-8 - \$379,483**

- MPR roof replacement - \$379,483





# Building Renewal Grants (SFB) cont.

Ironwood Ridge High School - \$2,063,329

- Roof restoration - \$2,063,329



# Building Renewal Grants (SFB) cont.

Cross Middle School - \$131,057

- MPR HVAC replacement - \$131,057





# Building Renewal Grants (SFB) cont.

## Painted Sky Elementary School - \$72,254

- Tile roof replacement - \$72,254



# Building Renewal Grants (SFB) cont.

## Wilson K-8 - \$457,773

- Roof Replacement - \$457,773

## Rillito Center - \$27,940

- Drainage improvements - \$9,400
- Roofing replacement design - \$18,540



# Building Renewal Grants (SFB) cont.

Harelson Elementary School - \$242,970

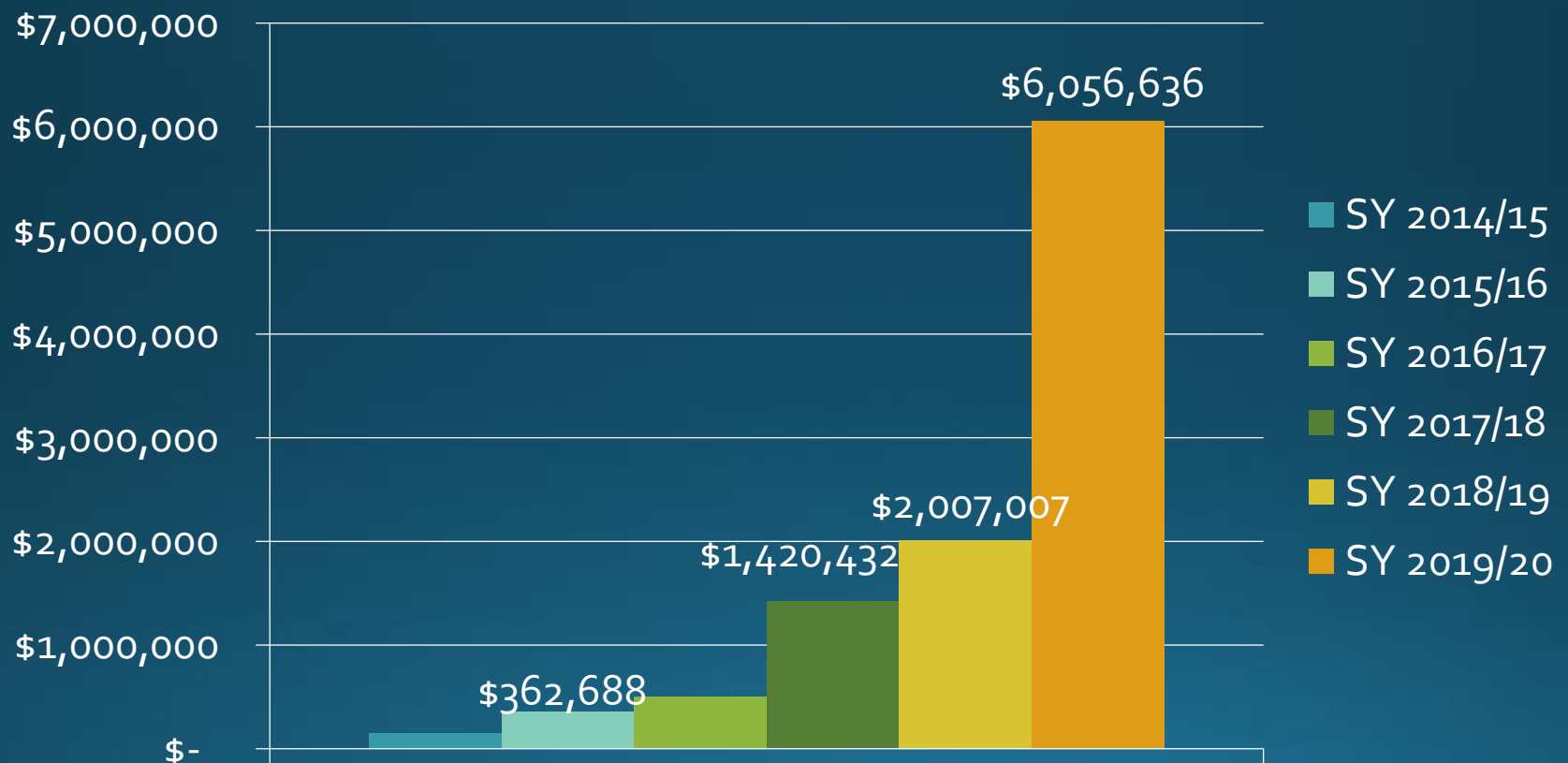
- Funhouse HVAC & roof replacement - \$242,970



# Building Renewal Grants

## Total SY 2019/20 - \$6,056,636

\*\$9,656,275 awarded SY 2019/20





# Bond Projects

\$3,291,032



**AMPHITHEATER**

*P u b l i c   S c h o o l s*




# Amphitheater High School

## Bond Projects Completed:

- Replaced acid waste line 300 wing \$6,788
- Asphalt repairs main parking lot \$18,624
- Welding lab assistance for JTED project \$17,317
- Design cost for cafeteria service line remodel \$11,390
  - Summer 2021 project
- 100 wing north side fascia painting \$13,127
- Library renovations \$348,393
  - 3 air conditioners replaced, new library carpet, new classroom lighting, new carpet in classroom 309



# Amphitheater High School cont.



# Canyon Del Oro High School

## Bond Projects Completed:

- PA system upgrades \$165,374
  - Interior and exterior speakers, new wiring
- Installation of 4 panic gates in south gym \$24,956
- 600 Building waterline replacement \$8,209
- T Building fan coil replacement \$123,929
- AC replacement N Building (3 units) \$44,084





# Canyon Del Oro High School cont.

## Bond Projects Completed:

- Main switchgear design and replacement \$238,573
- Fire lane paving \$9,257
- Grounds building shingle replacement \$7,785
- M to T Building water line replacement \$54,566



# Canyon Del Oro High School cont.



# Ironwood Ridge High School

## Bond Projects Completed:

- Central plant boiler replacement \$132,810
- Track resurface \$130,442
- Central plant heating and cooling repairs \$25,987
  - New water heater and expansion tank in central plant
  - Replacement of pressure regulator
  - Replacement of mixing valve
  - Replacement of pressure reducing valve
- Football field storage container painting \$1,389
- Installation of a double gate near softball field \$2,646



# Ironwood Ridge High School cont.

## Bond Projects Completed:

- Accommodation improvements \$123,056
  - ADA faucets and sinks
  - ADA shower controls in locker rooms
  - Compliant science tables
  - ADA van accessible parking spots and signs
- Trainer's room repairs \$26,192
  - New floor and wall tile





# Ironwood Ridge High School cont.



# Amphitheater Middle School

## Bond Projects Completed:

• Kitchen improvements	\$16,219
• PA upgrades	\$109,382
○ Additional interior and exterior speakers	
• 800 wing roof recoating	\$59,764
• Maker Space renovation	\$28,577
○ Included a new woodshop	
• MPR restroom repairs	\$13,096





# Amphitheater Middle School cont.



# Copper Creek Elementary School

## Bond Projects Completed:

- Chiller replacement (2) \$203,877
- Maker Space improvements \$12,267
- New water fountain/bottle filler in nurses office \$4,639
- Administration boiler replacement \$10,261
- Design for staff restroom remodel for ADA \$7,500





# Coronado K-8 School

## Bond Projects Completed:

- |  |          |
|--|----------|
| • Maker Space improvements                     | \$13,397 |
| • Elementary classroom lighting improvements   | \$37,451 |
| • North side of campus security fence upgrades | \$14,259 |
| • Elementary exterior painting improvements    | \$31,530 |
| • East side of campus security fence painting  | \$7,058  |
| • Exterior lighting improvements               | \$16,450 |
| • Air conditioner replacement small gym        | \$28,008 |



# Coronado K-8 School cont.



# Cross Middle School

## Bond Projects Completed:

- Maker Space improvements

\$17,623





# Donaldson Elementary School

## Bond Projects Completed:

- Water fountain/bottle filler Admin and MPR \$5,226
- Maker Space improvements \$13,210
- E Pod roof restoration \$6,673





# Land Lab

## Bond Projects Completed:

- Exterior improvements \$24,455
  - New sink, water fountain/bottle filler
  - Fascia painting



# Harelson Elementary School

## Bond Projects Completed:

- Funhouse improvements \$10,665
- Mechanical water line replacement \$56,541
- Maker Space improvements \$18,962



# Holaway Elementary School

## Bond Projects Completed:

- New west side inner campus security fence \$38,191
- Maker Space/new hallway lighting \$23,877





# Keeling Elementary School

## Bond Projects Completed:

- Sidewalk handicap ramp for new playground \$4,921
- Building D roof restoration \$30,423
- Building G parking lot improvements \$45,533
- Maker Space improvements \$11,863
- Room 230 carpet replacement \$2,060





# La Cima Middle School

## Bond Projects Completed:

- Chiller compressor replacement (2) \$132,293
- East side exterior door replacement \$3,553



# Mesa Verde Elementary School

## Bond Projects Completed:


- Maker Space improvements \$18,294
- Carpet replacement classrooms 13/14 \$6,183
- MPR interior painting improvements \$13,358
- Carpet replacement room 10 \$2,693



# Nash Elementary School

## Bond Projects Completed:

- Administration boiler replacement \$61,823
- Maker Space improvements \$12,267
- Parking lot and basketball court replacement \$74,906






# Painted Sky Elementary School

## Bond Projects Completed:

- New fire alarm system design \$10,401
- Water heater replacement Building B \$7,624
- VFD cooling tower replacement \$4,306
- Administration interior and exterior painting \$9,462





# Prince Elementary School

## Bond Projects Completed:

- Maker Space and classrooms 21-25 flooring \$36,718
- Access control improvements \$39,588



**AMPHITHEATER**


*Public Schools*



# Rillito Center

## Bond Projects Completed:


- Pool deck tile replacement \$27,932
- Greenhouse repair, sensory room improvement,  
new school sign \$16,875



# Rio Vista Elementary School

## Bond Projects Completed:

- New inner campus security fence \$64,677
- Security fence painted \$6,434
- Stage floor VCT replacement \$3,097
- Smoke detector upgrades Building C \$10,700
- MPR air conditioner replacement \$35,994





# Walker Elementary School

## Bond Projects Completed:

- Pre-K air conditioner replacement \$41,261
- Access control improvements \$6,010



# Wilson K-8 School

## Bond Projects Completed:

- Maker Space improvements \$12,267
- Fire alarm replacement design \$22,101
- ADA restroom improvements \$151,361



Building System	Current Deficiencies	Bond Expenditures	SFB Expenditures	Adjacent Ways	Total Expenditures	Short Term Needs	Long Term Needs	Total Needs
	2015					2015 - 2020	2021 - 2025	Ten Year
<b>TOTAL</b>	<b>17,001,188</b>	<b>3,291,032</b>	<b>6,056,636</b>	<b>297,961</b>	<b>9,645,629</b>	<b>45,412,832</b>	<b>30,441,474</b>	<b>75,854,306</b>
<b>Site Structures</b>								
Parking Lots / Drives	915,457	204,376		297,961	502,337	2,056,671	526,309	2,582,980
Gates and Fencing	45,220	158,221			158,221	421,908	61,143	483,052
Walkways and Patios	69,648	4,921			4,921	263,484	268,520	532,004
Athletic Courts	439,234	158,374			158,374	497,367	423,942	921,309
Exterior Bleachers	-				-	-	264,128	264,128
<b>Exterior Surfaces</b>								
Exterior Enclosure	-	31,530	71,426		102,956	445,574	695,975	1,141,549
Eaves and Overhangs	52,402	13,127			13,127	736,589	392,084	1,128,673
Exterior Doors	75,636	20,089			20,089	395,495	700,661	1,096,155
Exterior Windows	22,441				-	309,046	244,420	553,465
<b>Interior Surfaces</b>								
Interior Brick and Steel	-				-	157,396	311,199	468,595
Drywall	43,948	135,865			135,865	193,987	262,874	456,862
Flooring	324,607	138,143			138,143	923,146	365,902	1,289,048
Tile	9,748	28,692			28,692	227,677	151,698	379,374
Ceilings	72,307	42,546			42,546	639,024	332,188	971,212
Interior Doors	6,718	5,620			5,620	143,652	16,981	160,633
Operable Walls	63,442				-	218,402	55,989	274,391
Built-In Furniture	49,816	60,390			60,390	186,702	115,953	302,655
Interior Windows	-				-	69,599	9,322	78,921
<b>Roofing</b>								
Roof System	737,168	104,645	5,511,673		5,616,318	2,971,922	2,890,402	5,862,324
Flashings and Curbing	434,162	18,500			18,500	1,635,759	2,004,473	3,640,232
Drains	26,304				-	707,808	1,242,572	1,950,381
<b>Grounds</b>								
Turf	246,407				-	284,317	-	284,317
Non-turf	167,275				-	224,540	-	224,540
Plant Materials	169,598				-	201,557	40,066	241,623
Athletic Fields	143,709	1,389			1,389	157,077	-	157,077
Playgrounds	53,777	16,875			16,875	174,738	16,170	190,908
Drainage	124,705		9,400		9,400	147,438	-	147,438
Trees	121,028				-	148,729	-	148,729
<b>Irrigation</b>								
Turf Irrigation	-				-	4,603	275,514	280,117
Non-turf Irrigation	-				-	20,022	248,505	268,527
Plant Material irrigation	-				-	15,017	207,964	222,981
Athletic Field Irrigation	-				-	1,492	208,902	210,393
Wells	2,195				-	37,322	60,619	97,941
Tree Irrigation	-				-	10,760	141,272	152,032





Building System	Current Deficiencies	Bond Expenditures	SFB Expenditures	Adjacent Ways	Total Expenditures	Short Term Needs	Long Term Needs	Total Needs
	2015					2015 - 2020	2021 - 2025	Ten Year
<b>Plumbing</b>								
Water Heaters	961,084	7,624			<b>7,624</b>	1,239,315	1,440,355	<b>2,679,670</b>
Domestic Water	944,453	140,746			<b>140,746</b>	1,322,072	974,290	<b>2,296,362</b>
Gas Distribution	738,270				-	1,289,744	399,878	<b>1,689,622</b>
Fixtures and Valves	391,953	118,280			<b>118,280</b>	609,596	538,329	<b>1,147,925</b>
Backflows	372,511	38,900			<b>38,900</b>	601,930	357,060	<b>958,990</b>
Trap and Septic Systems	373,763	14,997			<b>14,997</b>	565,848	322,405	<b>888,253</b>
Swimming Pools	-	19,390			<b>19,390</b>	2,351	-	<b>2,351</b>
Disposal Lift Stations	121,718				-	141,642	73,219	<b>214,861</b>
<b>HVAC</b>								
Boilers	377,346	204,894	137,505		<b>342,399</b>	1,364,196	684,914	<b>2,049,110</b>
Chillers	409,690	366,463			<b>366,463</b>	2,338,647	1,931,158	<b>4,269,805</b>
Cooling Towers	191,613	45,800			<b>45,800</b>	1,442,177	59,792	<b>1,501,969</b>
Energy Management	462,897				-	726,081	943,084	<b>1,669,165</b>
Fan Coils	186,593	123,929			<b>123,929</b>	630,596	363,275	<b>993,871</b>
Heat Pumps	266,655				-	364,749	92,369	<b>457,118</b>
Heating Systems	120,028				-	384,338	191,670	<b>576,008</b>
Package Refrigeration	909,965	105,263	326,632		<b>431,895</b>	2,723,051	1,206,775	<b>3,929,826</b>
Multizone Systems	128,083	44,084			<b>44,084</b>	455,017	413,853	<b>868,870</b>
Split Systems	53,907	59,850			<b>59,850</b>	611,963	623,454	<b>1,235,417</b>
Evaporative Coolers	119,184				-	181,692	134,729	<b>316,421</b>
<b>Electrical</b>								
Switchgear	1,313,561	238,573			<b>238,573</b>	2,673,655	1,455,947	<b>4,129,602</b>
Transformers	660,170	2,500			<b>2,500</b>	1,990,972	406,074	<b>2,397,046</b>
Interior Lighting	330,261	130,110			<b>130,110</b>	1,357,088	740,373	<b>2,097,460</b>
Exterior Lighting	492,126	16,450			<b>16,450</b>	1,003,316	441,875	<b>1,445,191</b>
Emergency Lighting	489,345				-	998,886	333,927	<b>1,332,813</b>
Receptacles	91,419	8,670			<b>8,670</b>	494,953	291,947	<b>786,900</b>
Dimmers Systems	124,830	26,450			<b>26,450</b>	254,901	-	<b>254,901</b>
Emergency Generators	-				-	-	88,919	<b>88,919</b>
Inverters	87,730				-	87,730	9,241	<b>96,972</b>
<b>Special Systems</b>								
Fire Alarms	875,699	43,202			<b>43,202</b>	1,548,142	1,460,241	<b>3,008,383</b>
Fire Sprinklers	375,627				-	530,673	687,251	<b>1,217,924</b>
Clocks	240,966				-	408,185	363,864	<b>772,048</b>
Access Control	20,595	45,598			<b>45,598</b>	310,265	122,843	<b>433,107</b>
Intercoms	265,392	274,756			<b>274,756</b>	412,064	460,545	<b>872,609</b>
Intrusion Alarms	49,111				-	87,129	-	<b>87,129</b>
<b>Special Equipment</b>								
Bleachers	-				-	444,007	33,385	<b>477,392</b>
Elevators and Lifts	-				-	508,389	67,294	<b>575,683</b>
ADA Door Openers	7,287	71,200			<b>71,200</b>	226,682	118,808	<b>345,490</b>
Lockers	-				-	147,926	15,933	<b>163,859</b>
Stage Rigging	-				-	68,161	-	<b>68,161</b>
Sky Lighting	13,734				-	134,067	10,475	<b>144,543</b>
Kilns	16,671				-	101,819	46,177	<b>147,995</b>



# Bond Expenditure Transportation

\$600,408 - purchased 3 buses



**AMPHITHEATER**

*Public Schools*



# Bond Expenditure - Technology

## \$1,861,936

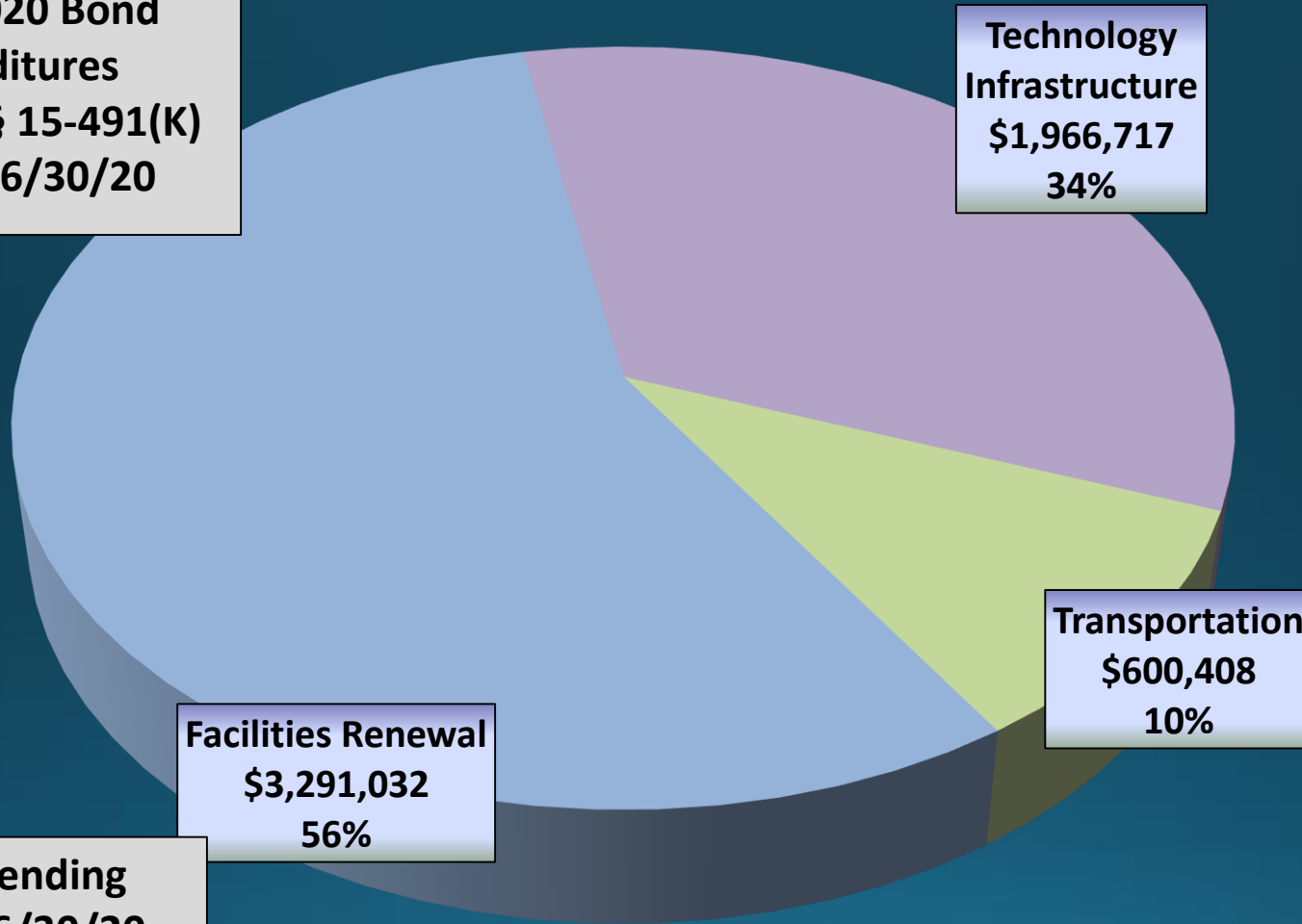
- Computers/end devices \$1,820,270
- Servers/routers \$110,998
- Cabling and infrastructure \$35,449





	Expended SY 19-20	Total Expended	Amount Authorized	Remaining Balance
Transportation	\$600,408	\$2,691,275.00	\$6,000,000.00	\$3,308,725.00
Facilities Renewal	\$3,291,032	\$15,653,342.00	\$36,000,000.00	\$20,346,658.00
Technology Infrastructure	\$1,966,717	\$6,077,261	\$16,000,000.00	\$9,922,739.00
Total	\$5,858,157	\$24,421,878.00	\$58,000,000.00	\$33,578,122.00

**2019 - 2020 Bond Expenditures per A.R.S. § 15-491(K) 7/1/19 - 6/30/20**



**Bond Spending 7/1/19 - 6/30/20 \$5,753,376**



# Questions?

