


BADGER ISD 676

Community Action Committee
Jamie Isane and Jeramy Swenson



AGENDA

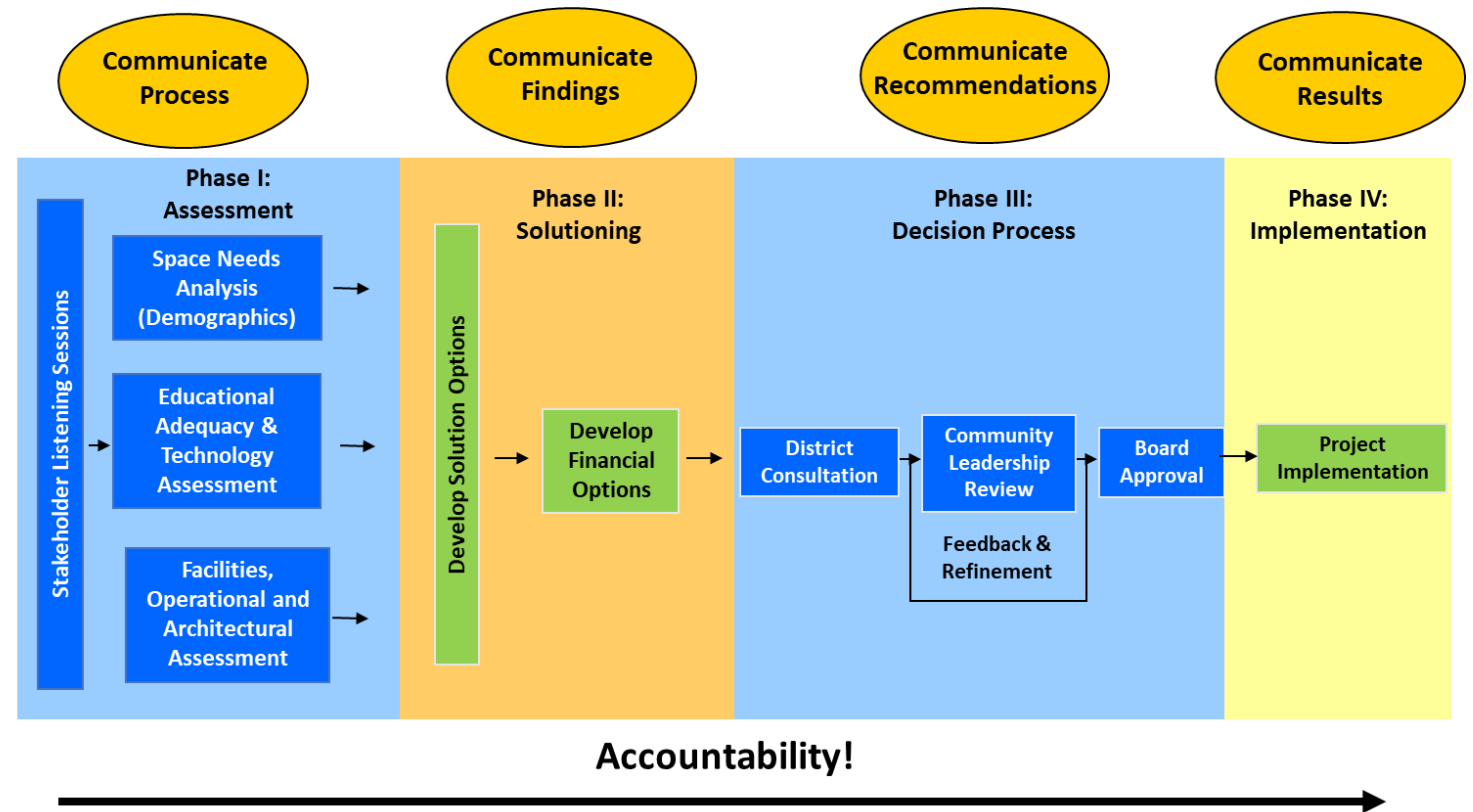
- Introductions
- Why are you here?
- Community Action Committee Mission
- Review of the process to date
- Facility Tour

INTRODUCTIONS

- Jamie Isane – Board Chair
- Jeramy Swenson – Vice Chair
- Kevin Ricke – Superintendent/Principal
- Jason Splett - ICS
- Lynn Dyer – ICS
- Matt Rantapaa – Baird Financial

WHY ARE YOU HERE?

- At the March 2022 school board meeting the district hired ICS to aid in developing a long-range facilities plan for the district.
- As the board continues through this process, they felt that they needed additional input from key stakeholders in the community.



TWO-PARTS TO BADGERS LONG RANGE PLAN

1. Operation planning: We need to ensure that we have the operating dollars in the future to operate our school
2. Facility planning: What improvements are needed for the future of our Badger facilities

COMMUNITY ACTION COMMITTEE

MISSION

- The mission of this committee is to be involved in our process moving forward and to provide feedback to our school board regarding the different options that are being discussed.
- We hope that you will be a liaison in our community to speak about the things that we are doing, listen to the opinion of others and report back to this group.

COMMUNITY ACTION COMMITTEE DATES

- Meeting #1: March 7th 6:30 (Thursday)
 - Review of the results to date
 - Tour the facility
- Meeting #2: March 26th 6:30 (Tuesday)
 - School Finance 101
 - Baird presents the financial information
 - Prioritization exercise
 - Next steps

This is an important process for the future of Badger. Please try to attend these meetings.

TIMELINE

Badger Public Schools



Independent School District #676

2024

Planning Process Schedule

Phase I - Assessment and Plan Development

	January	February	March	April	May	June	July	August	September	October	November	December
Community Engagement												
Community Action Committee		■	■									
Public Meetings/Survey				■								
Results					■							
Plan Development - Based on Feedback												
Solutioning / Cost Estimates					■							
Board Presentation on Options/Costs					■	■						
MDE Referendum Document Preparation						■	★					
Referendum Communications							■	■	■	■	■	
Available Referendum Dates											★	

Badger Public Schools ISD #676



Listening/Input Session Presentation



Our Team



Jason Splett
Project Development



Glenn Chiodo
Education Consultant




Lynn Dyer
Education Consultant





Badger Independent School District #676



Listening/Input Session Results



Badger Stakeholder Listening Sessions

STAKEHOLDER GROUPS	DATE
School Board	1/16/22
Elementary Staff	3/28/22
High School Staff	3/28/22
High School Students	5/3/22
Badger Support Staff	5/3/22
Community In-Person Evening Meeting	6/21/22
Community Zoom Evening Meeting	6/27/22

Listening Session Questions

- What are the Great Things happening in the Badger School District?
- What are the Challenges facing the Badger School District?
- If you won the Lottery and had to spend it on the school, how would you spend it?
- What would you like the Headlines to say 10 years from now about the Badger School District?
- What are the Greatest Facility Needs district wide?

- What Advice would you give the decision makers as they work through this process?
- What is the best way for the District to Communicate with you?
- The District now owns the Arena. What should that space be used for?
- What are your Expectations as we move through this process? (School Board Question Only)

Questions with the Student Groups

The Headlines and Lottery questions were replaced with:

- What does a Diploma mean to you?
- Who are you Competing against?
- What would you want your Younger Siblings to have in school that you didn't have?

What Great Things are happening in the Badger School District?

Internal Common Themes

- Great dedicated teachers and staff
- Small class sizes
- Strong support system and community
- Teamwork of high school staff
- One-to One technology
- Good sports programs, good education
- Relationships with teachers
- People accepting of each other

External Common Themes

- Great, caring, outstanding staff
- Small class sizes 1-1 ratio
- Community members support and promote
- Students taking part in school activities
- Music department
- Our school is very kind

What Challenges are facing the Badger School District?

Internal Common Themes

- Declining enrollment
- Need for more classroom space, flex space
- Storage needs in classrooms
- More staff bathrooms and upgrades to existing
- Classrooms need updating
- More parking for students and staff
- Weight room is too small

External Common Themes

- Declining enrollment
- Lack of elective options
- We need more classroom space
- Lack of parking
- Daycare is needed
- Gym space to host varsity events
- Need more bus drivers

If you won the Lottery and had to spend it on the school?

Internal Common Themes

- Additional gym
- Auditorium for performances
- Storage for the classrooms
- New weight room
- Update the locker rooms
- Commons area for students
- More parking
- Separate Pre-school
- Replace doors and windows

External Common Themes

- Classroom additions
- Add an auditorium/performance space
- Updates to the HVAC system
- More career and tech ed space/update Mr. Colton's space
- New gym and locker rooms
- Add more parking

High School Student Responses

What does a **Diploma** mean to you?

- Having my credits and being done with school
- It means I can get a good job
- Graduating
- A new start away from here
- Getting all your credits
- A step into getting a further education
- its a piece of paper that makes me look better on a job application
- You made it through high school
- What you need to graduate and get into college
- I can leave here
- Having more job opportunities
- Accomplishment into adulthood
- It means you completed the necessary coursework for high school
- A stepping-stone
- I have worked hard
- More opportunities in life
- A gateway
- Completing high school classes
- Being successful
- Being able to applied to a college
- It means about everything for me you need one to get best good paying jobs not like McDonalds
- I can finally make good money
- A hope to get somewhere warmer
- Motivation
- Sports
- Completing your high-school career successfully

What are the School Board's Expectations going through this process?

- Keep ball rolling on projects/moving forward
 - Guidance/guidance on budgeting needs
 - Identify options
 - Expedite timeline rather than delay
- Making informed decisions where community, staff, students and board work together
 - Prioritize needs and want
 - Digital documentation and exploration
 - Happy staff, students, and community
 - To see improvements over the years
 - Have a master plan
- Priorities that many stakeholders have agreed on
 - Set plan in motion
- Cohesive plan that brings ideas together

What Advice would you give the decision makers moving through this process?

Internal Common Themes

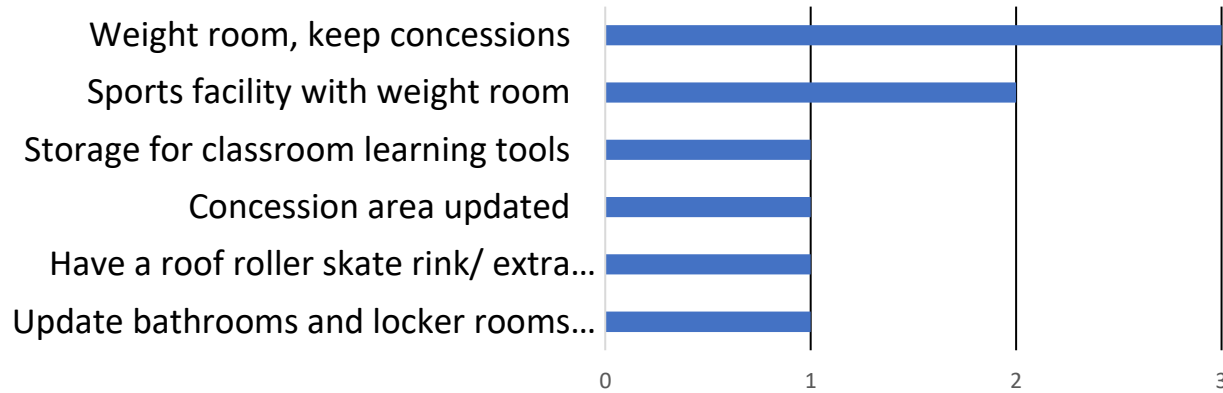
- Listen and follow the data
- Keep improving our facilities to attract people
- Make things happen quickly to avoid disrupting learning
- Consider needs not wants
- Don't think about just now, look at the future
- Keep in mind that we spend everyday for over 10 years here

External Common Themes

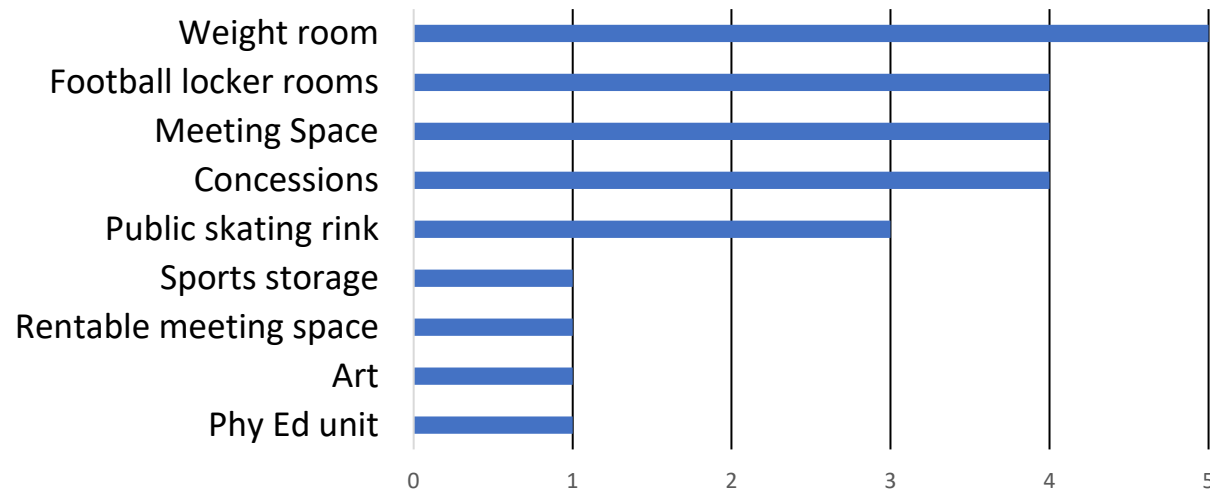
- Do what's best for students
- Look at long term investments
- Make the school attractive and memorable
- Consider the tax burden on taxpayers
- Student commons area would be nice
- More communication between families and school

What should the Arena be used for? (Internal)

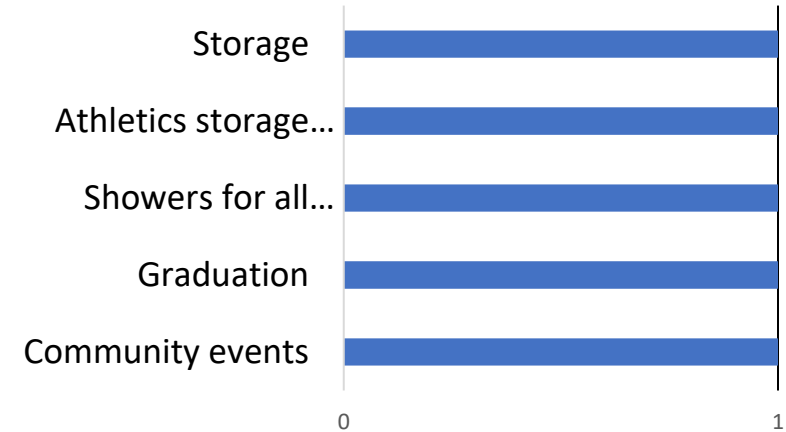
Elementary Staff



HS Staff

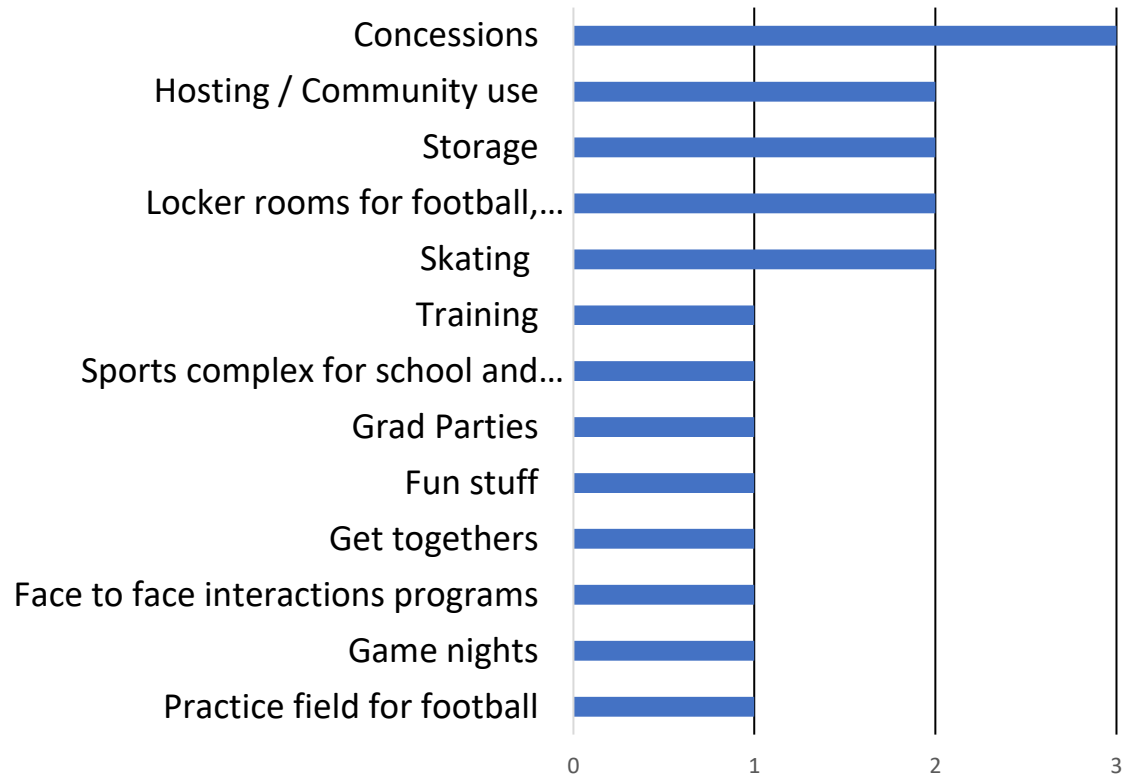


Support Staff

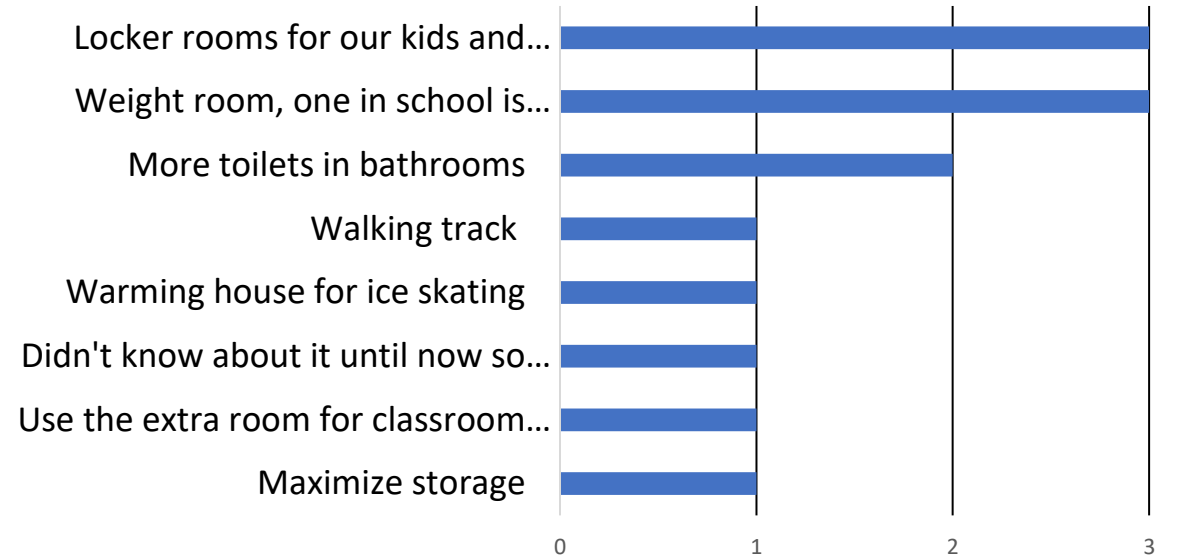


What should the Arena be used for? (External)

In-Person Community Session

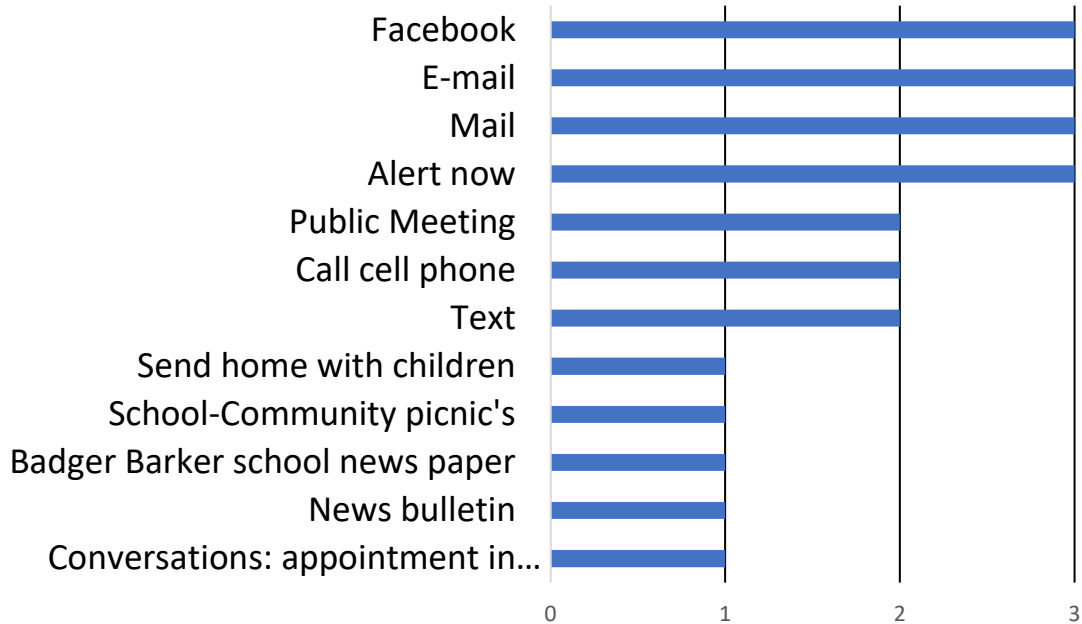


Zoom Community Session

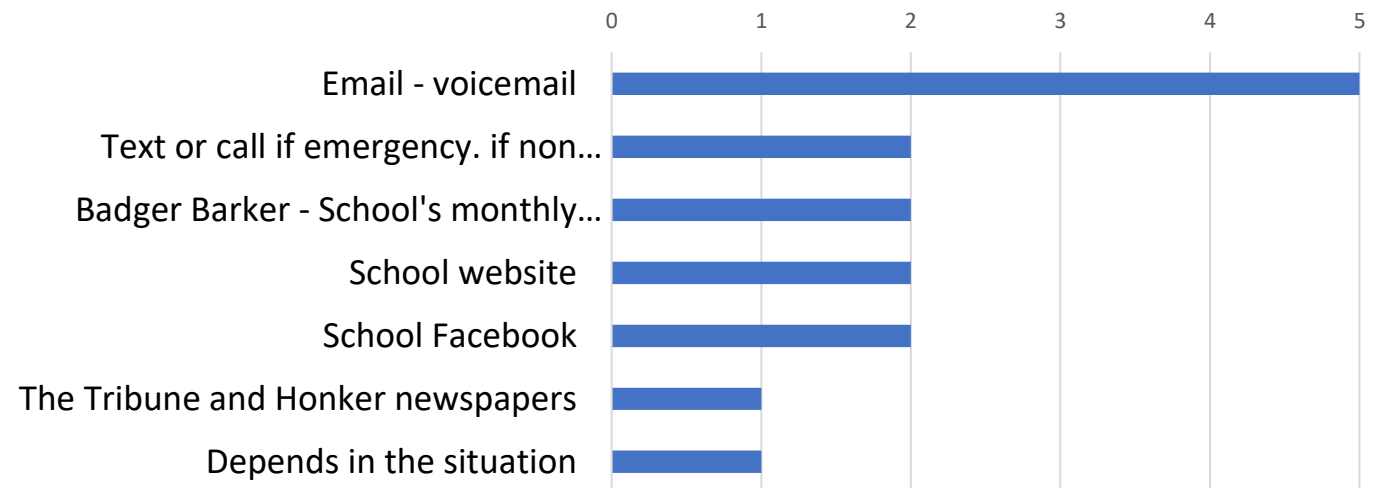


What is the best way for the District to Communicate with you? (External)

In-Person Community Session



Zoom Community Session



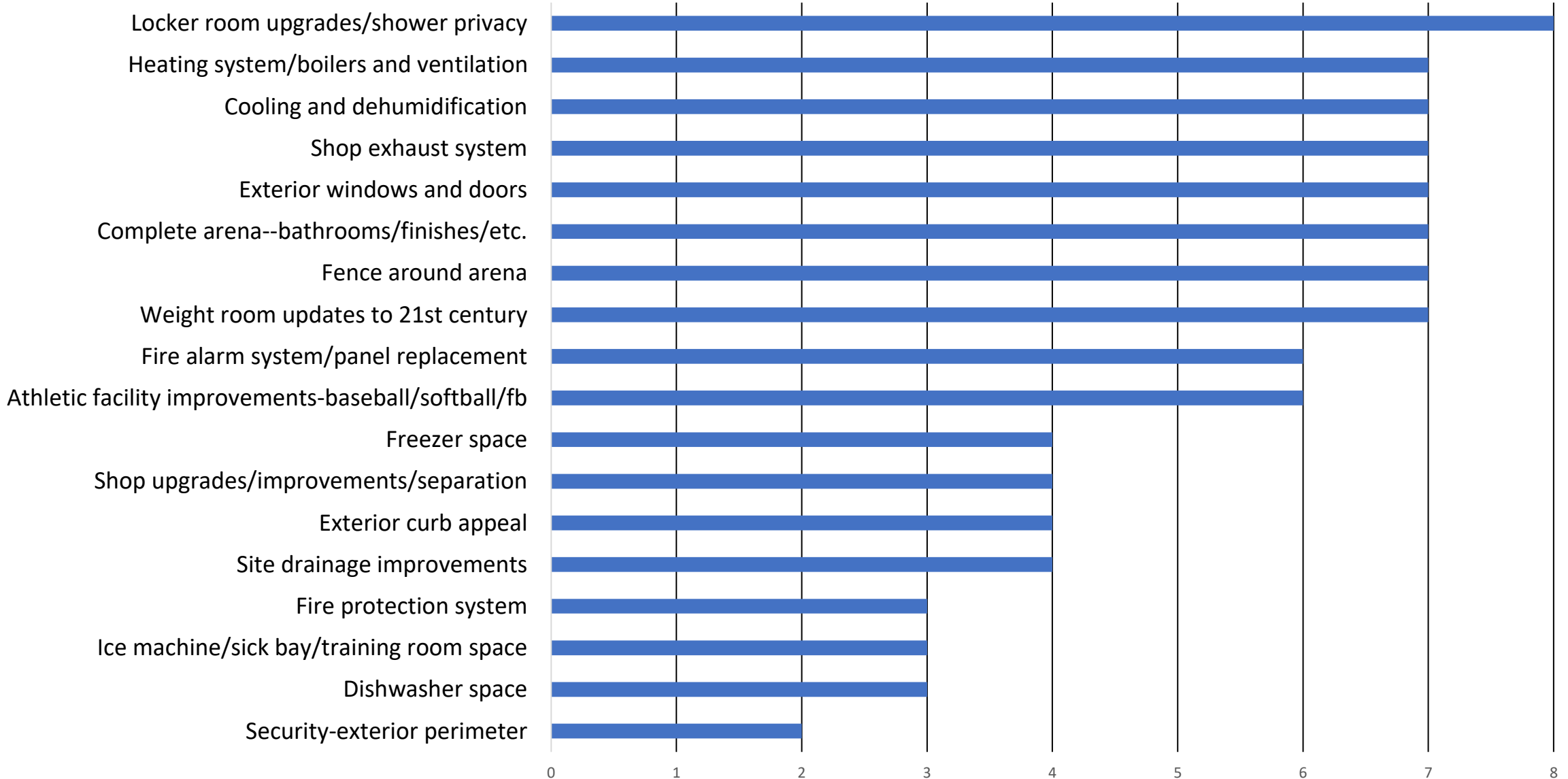


Badger Independent School District #676

Greatest Facility Needs


INTERNAL - What are the Greatest Facility Needs of the District?

School Board




INTERNAL - What are the Greatest Facility Needs of the District?

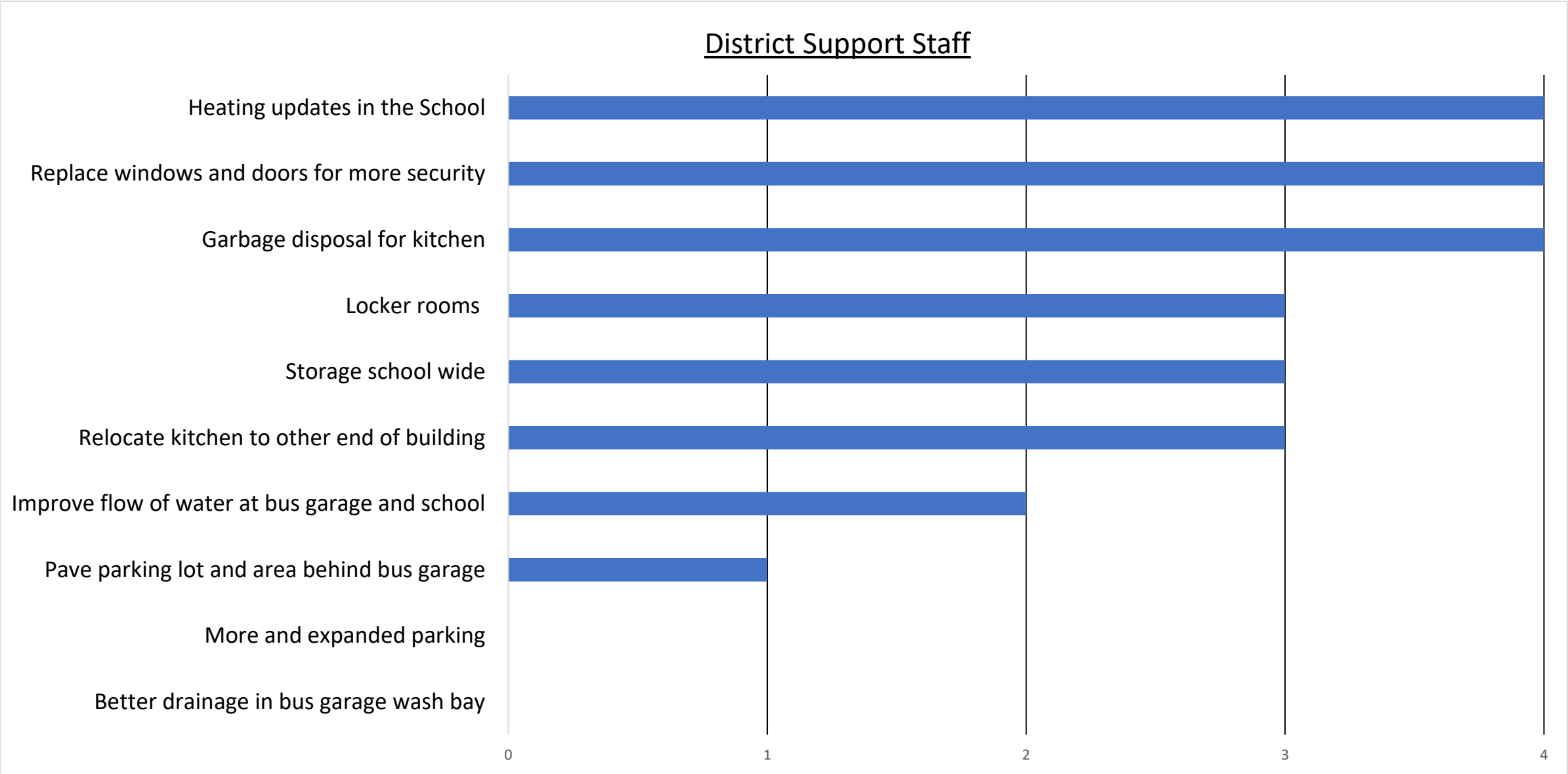
Elementary Staff



INTERNAL - What are the Greatest Facility Needs of the District?

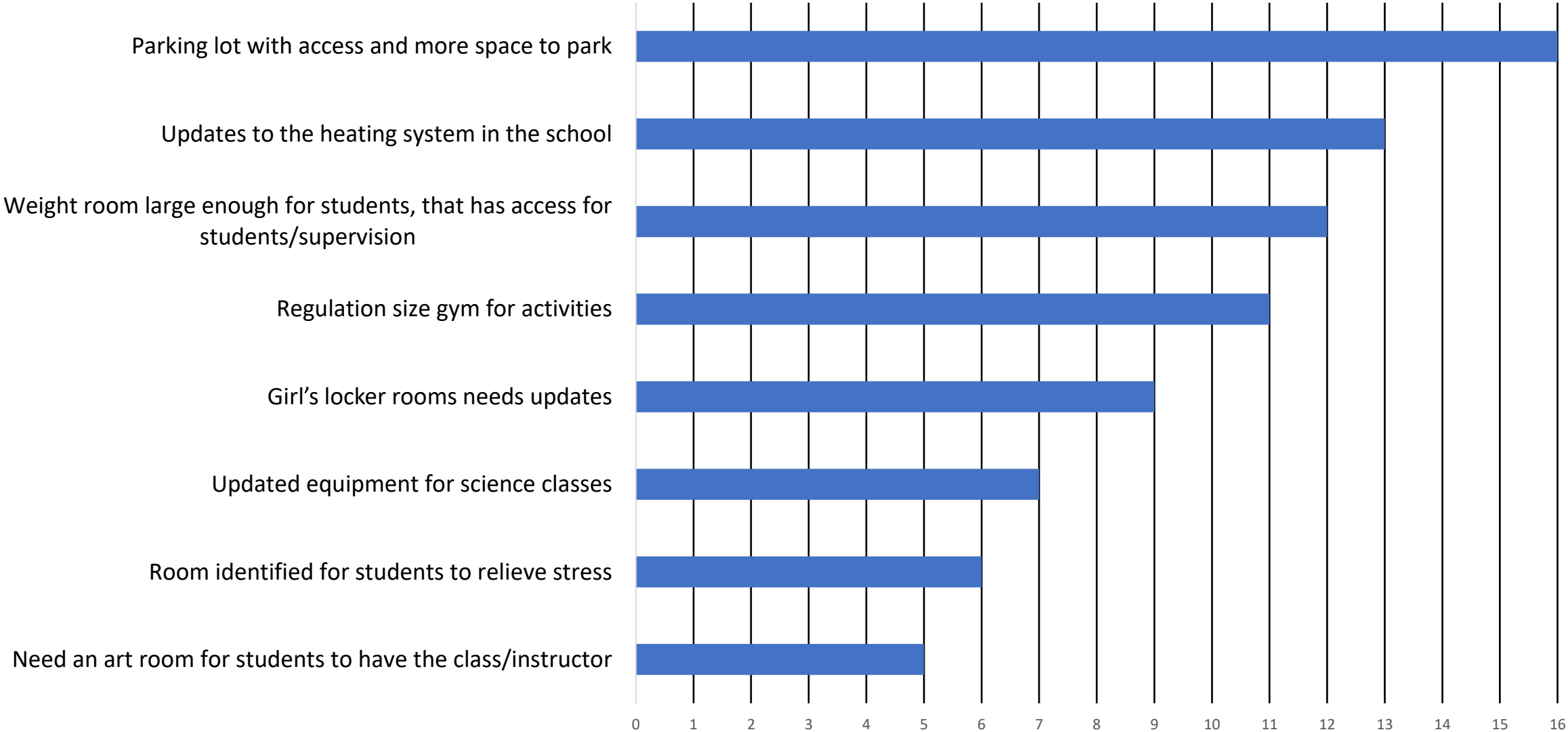


INTERNAL - What are the Greatest Facility Needs of the District?



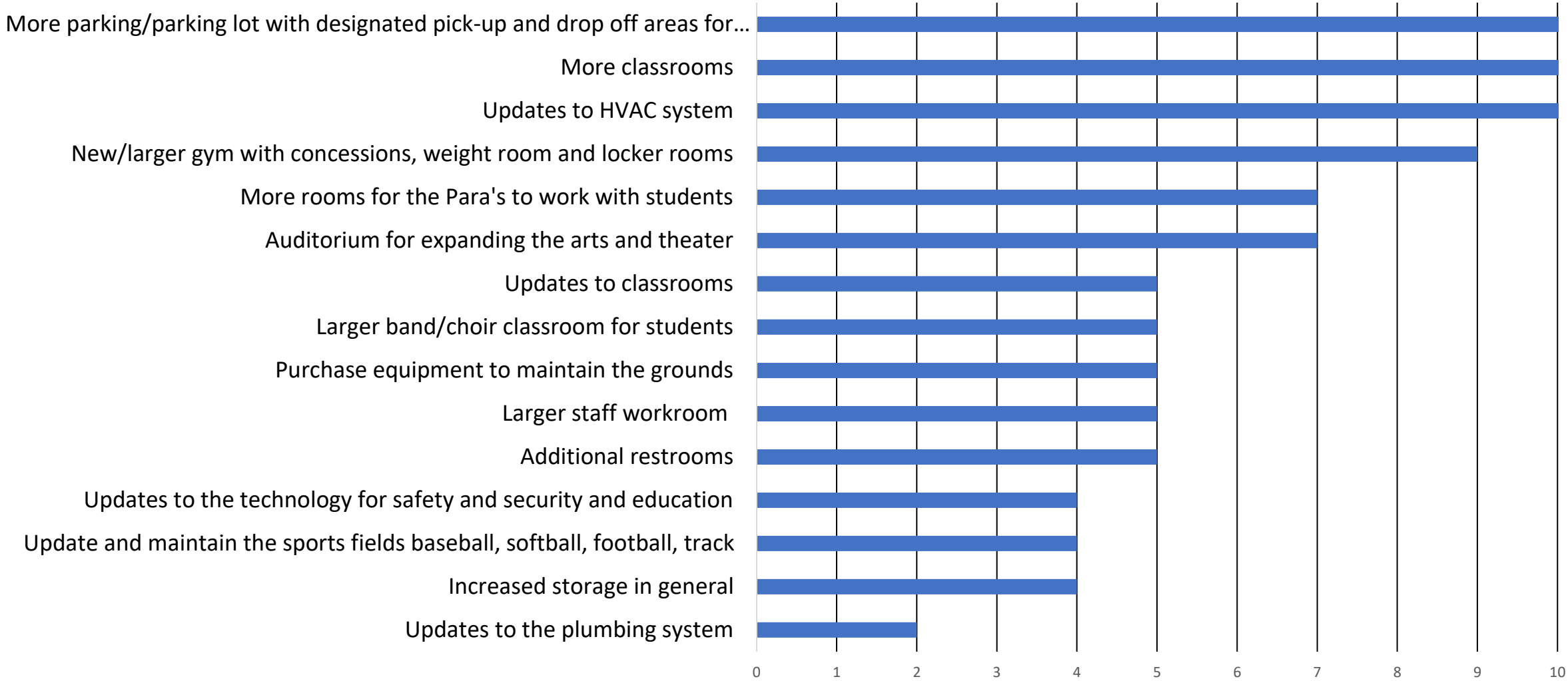
INTERNAL - What are the Greatest Facility Needs of the District?

High School Students



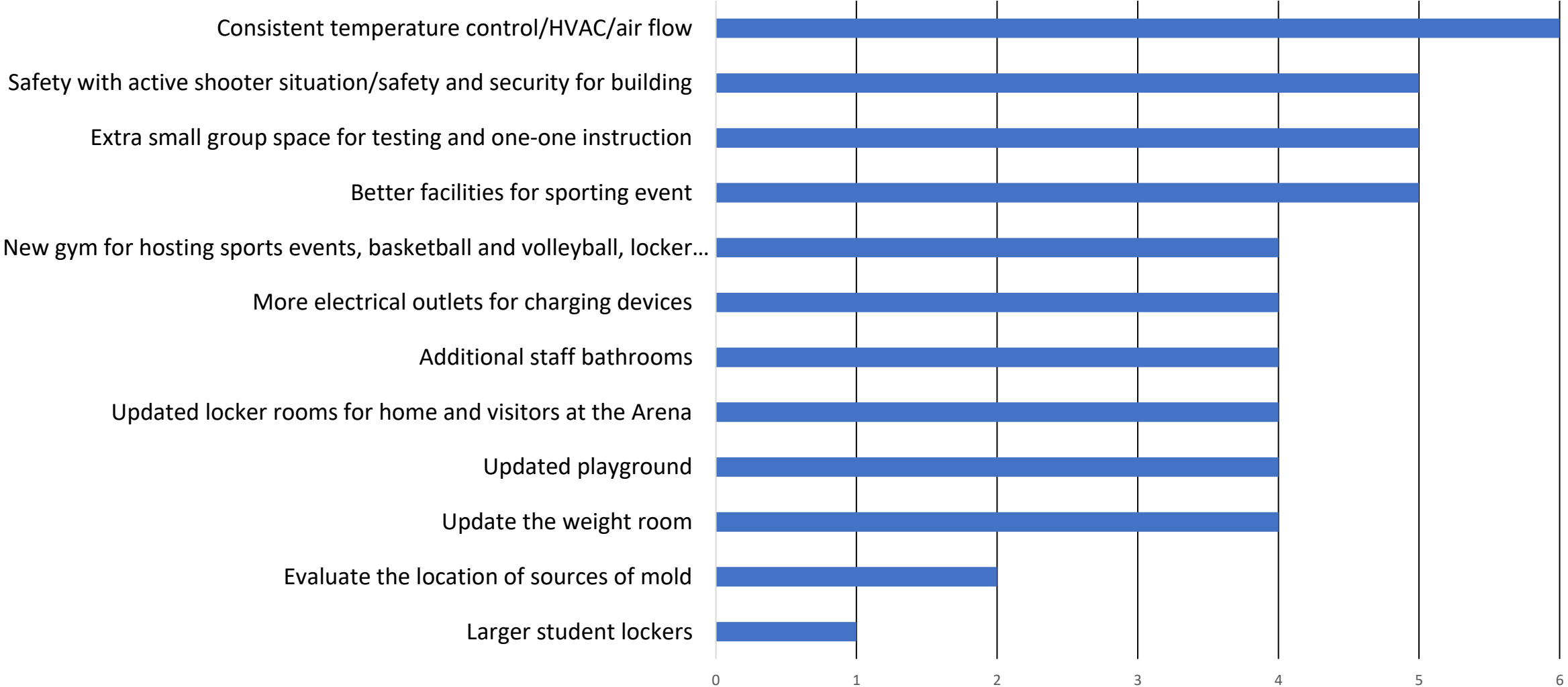
EXTERNAL - What are the Greatest Facility Needs of the District?

In-Person Community Session



EXTERNAL - What are the Greatest Facility Needs of the District?

Zoom Community Session



Top Overall Facility Issues From INTERNAL Listening Session:

Badger Schools ISD #676







- HVAC and air exchange system
- Replace exterior windows and doors
- Update the weight room
- Update bathrooms and additional bathroom for staff
- Increase overall storage for the school
- Update the locker rooms
- Flex space for multi uses
- Expanded parking lot improvements
- Regulation size gym
- Specialist space to work with students
- Better sport facilities for events
- Dedicated performance space

Top Overall Facility Issues From EXTERNAL Listening Session:

Badger Schools ISD #676

- More parking and dedicated parent drop off
- HVAC updates
- Improved safety and security for the school
- Small group space for Para's to work with students
- More classrooms
- New/larger gym with concessions
- Dedicated performance space
- Additional restrooms
- Updated playground equipment
- Larger Band/Choir room


Top Facility Issues From ALL Listening Session:

INTERNAL STAKEHOLDERS		EXTERNAL STAKEHOLDERS
HVAC updates		HVAC updates
Expanded parking and parking lot updates		More parking and dedicated parent drop-off area
Flex spaces for multi use		Small group space for Para 1-1 work with students
Regulation size gym for varsity events		New/larger gym with concessions and locker rooms
Dedicated performance space		Dedicated performance space
Update restrooms and more staff bathrooms		Additional restrooms
Storage needs for the entire building		More classrooms
Replace exterior windows and doors		Update playground equipment
Update the locker rooms		Larger Band/Choir room
Update the weight room		
General classroom updates		

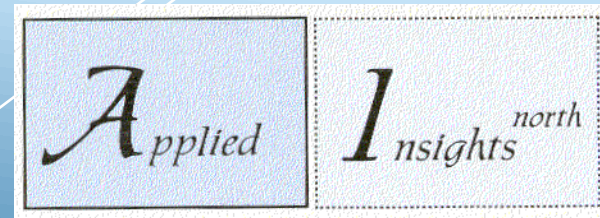
Badger Schools ISD #676

Questions??



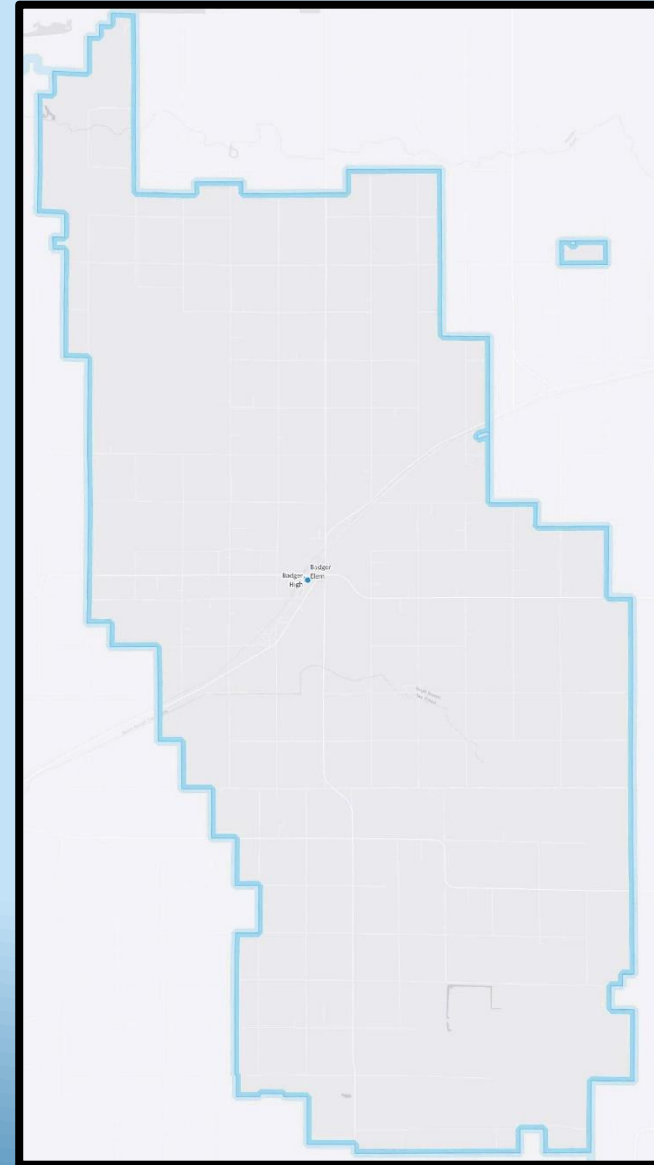


**Badger Schools (ISD 676)
Student Enrollment Projection
to 2031/32**



Factors Considered in Projection

- Pattern of student enrollment change within the district.
- Trends in adjacent districts including open enrollment exchanges.
- Development initiatives within district.
- Patterns of births relative to district kindergarten enrollment including projected births.

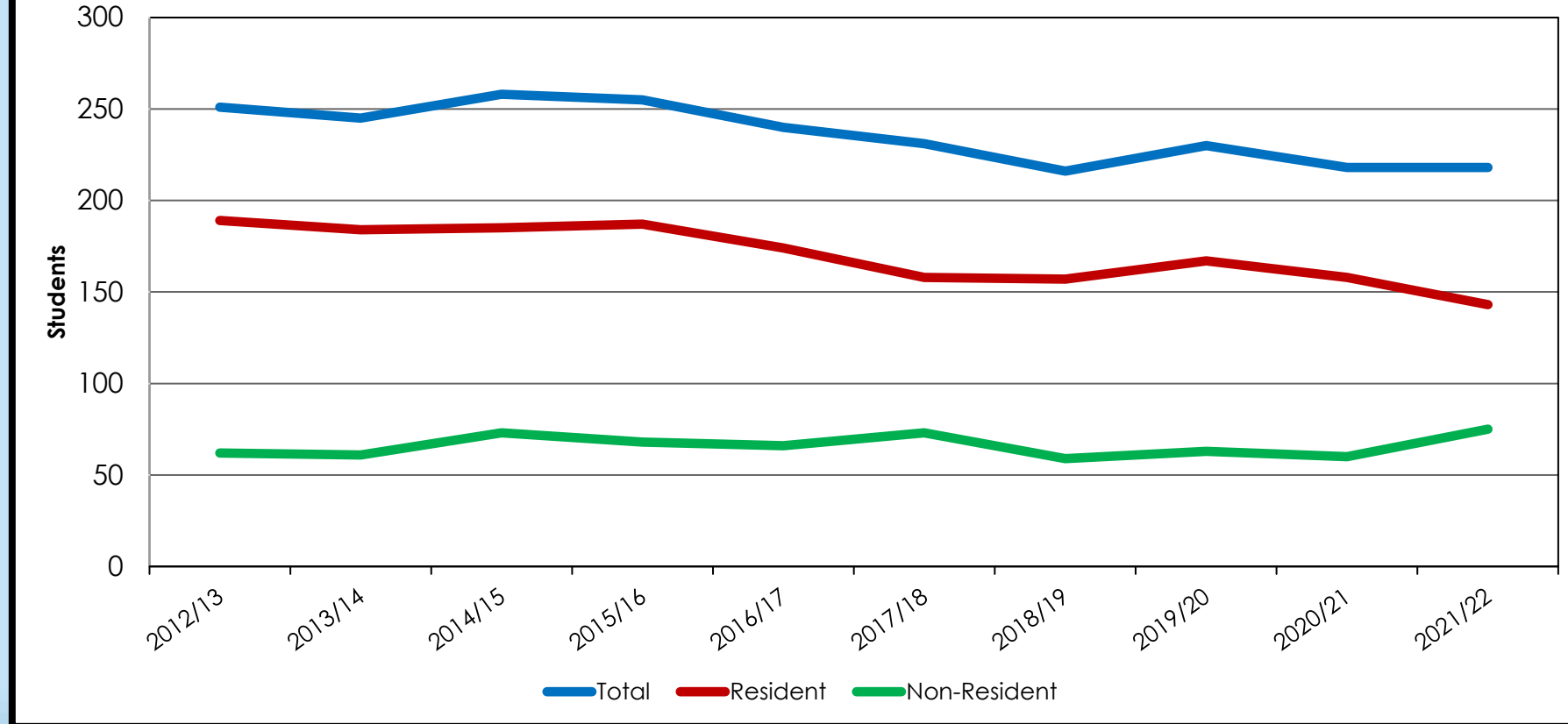


Badger Enrollment, 2012/13 – 2021/22

Grade	2012/13	2013/14	2014/15	2015/16	2016/17	2017/18	2018/19	2019/20	2020/21	2021/22
K	19	12	17	17	14	14	14	16	13	14
1	16	21	15	17	14	15	11	16	17	17
2	21	15	18	17	16	12	16	13	16	18
3	20	19	18	21	18	16	13	15	11	18
4	23	21	19	20	21	18	16	14	14	12
5	14	22	19	21	20	21	16	19	12	12
6	18	15	24	20	20	19	19	16	18	15
7	19	16	17	26	23	20	19	21	17	16
8	17	19	20	15	24	22	18	21	22	21
9	31	15	22	21	15	24	21	20	17	20
10	24	31	15	18	23	14	24	21	16	20
11	16	24	28	14	18	19	13	25	20	15
12	13	15	26	28	14	17	16	13	25	20
Total K-12	251	245	258	255	240	231	216	230	218	218
K – 6	131	125	130	133	123	115	105	109	101	106
7 – 12	120	120	128	122	117	116	111	121	117	112

Source: MDE, district.

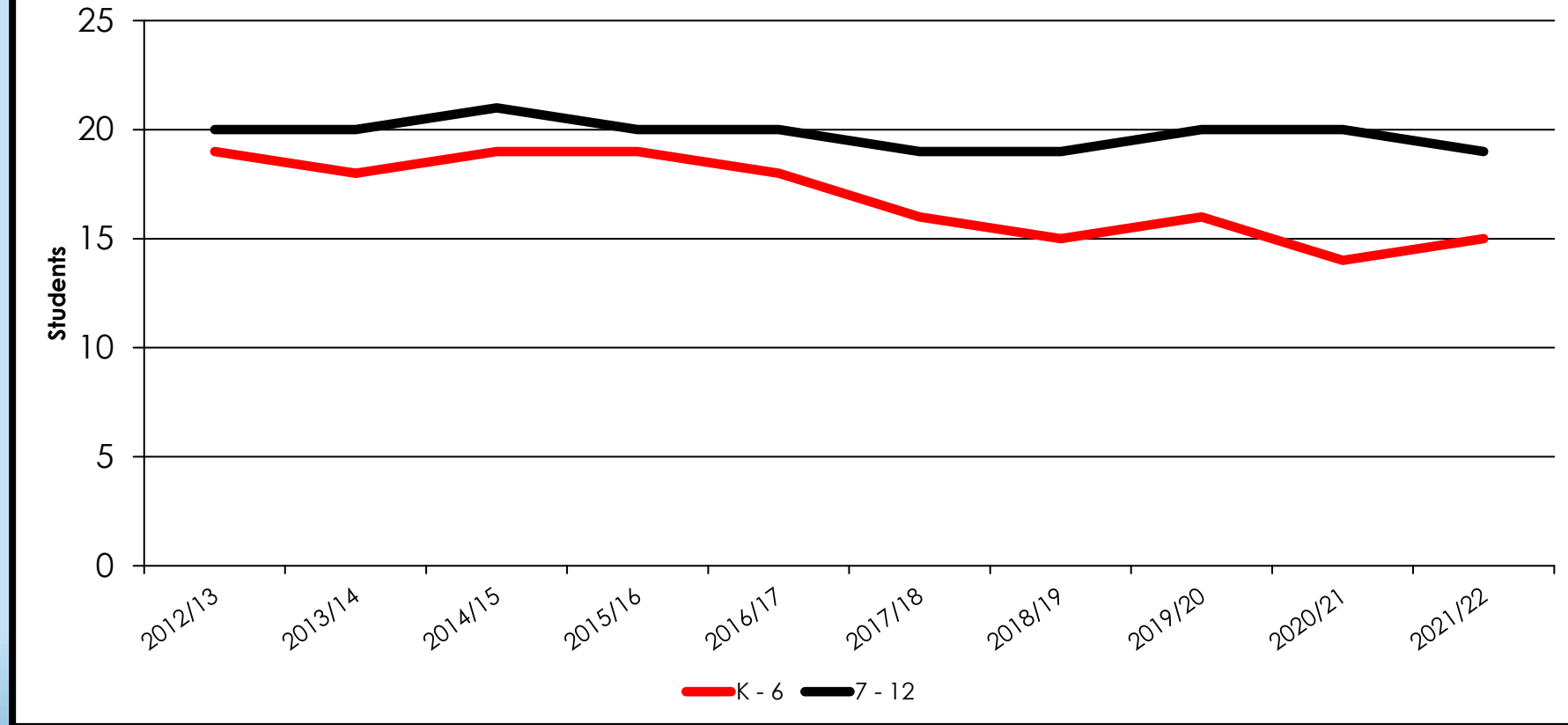
Badger K-12 Enrollment, 2012/13—2021/22



	2012/13	2013/14	2014/15	2015/16	2016/17	2017/18	2018/19	2019/20	2020/21	2021/22
Resident	189	184	185	187	174	158	157	167	158	143
Non-Res.	62	61	73	68	66	73	59	63	60	75
Total	251	245	258	255	240	231	216	230	218	218

Source: MDE, district.

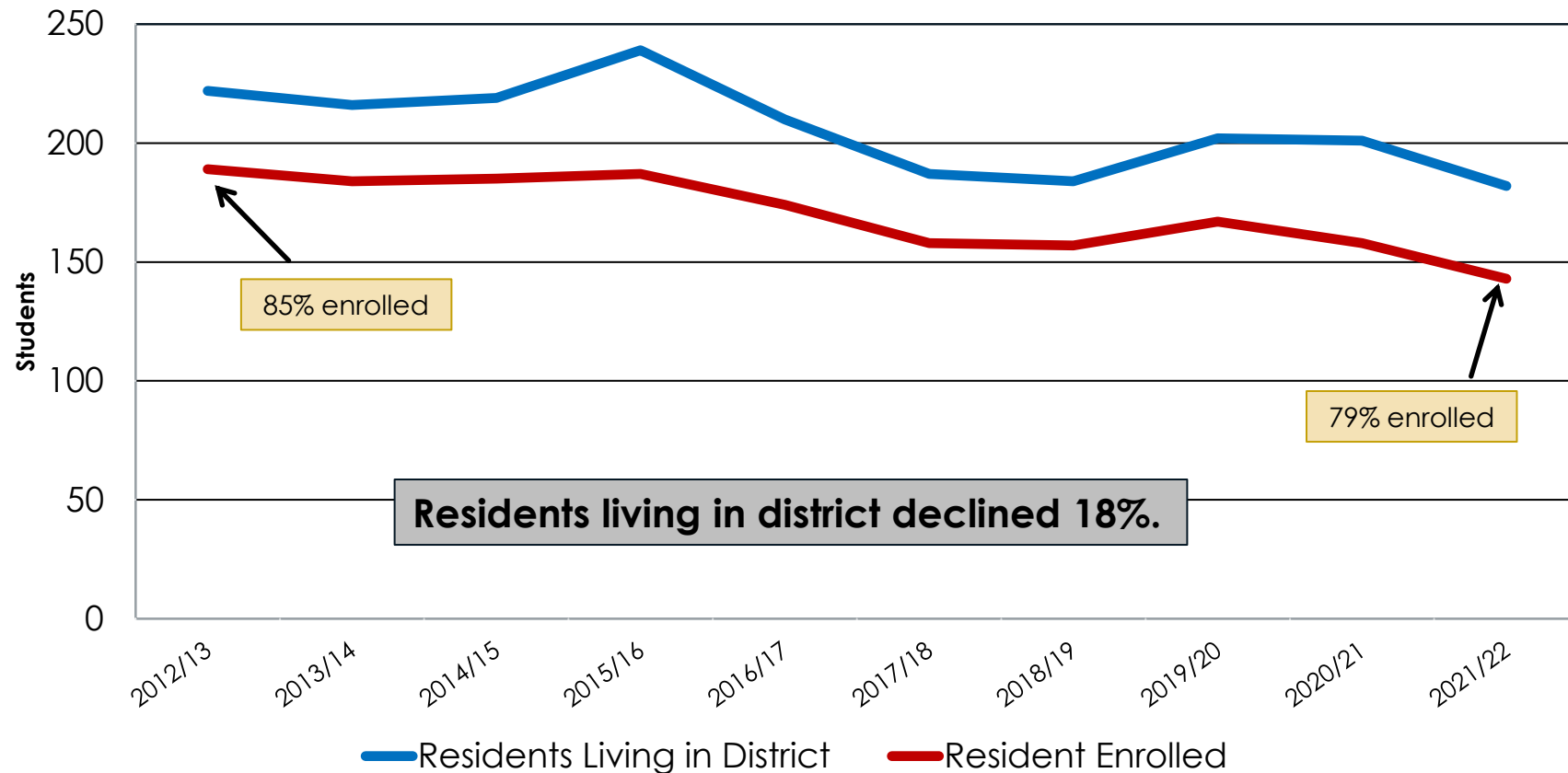
Badger K-12 Average Grade Size by Grade Group, 2012/13—2021/22



Avg. Size	2012/13	2013/14	2014/15	2015/16	2016/17	2017/18	2018/19	2019/20	2020/21	2021/22
K - 6	19	18	19	19	18	16	15	16	14	15
7 - 12	20	20	21	20	20	19	19	20	20	19

Source: MDE, district, Applied Insights North.

Badger K-12 Resident Students Enrolled Compared to Resident Students Living in District, 2012/13—2021/22

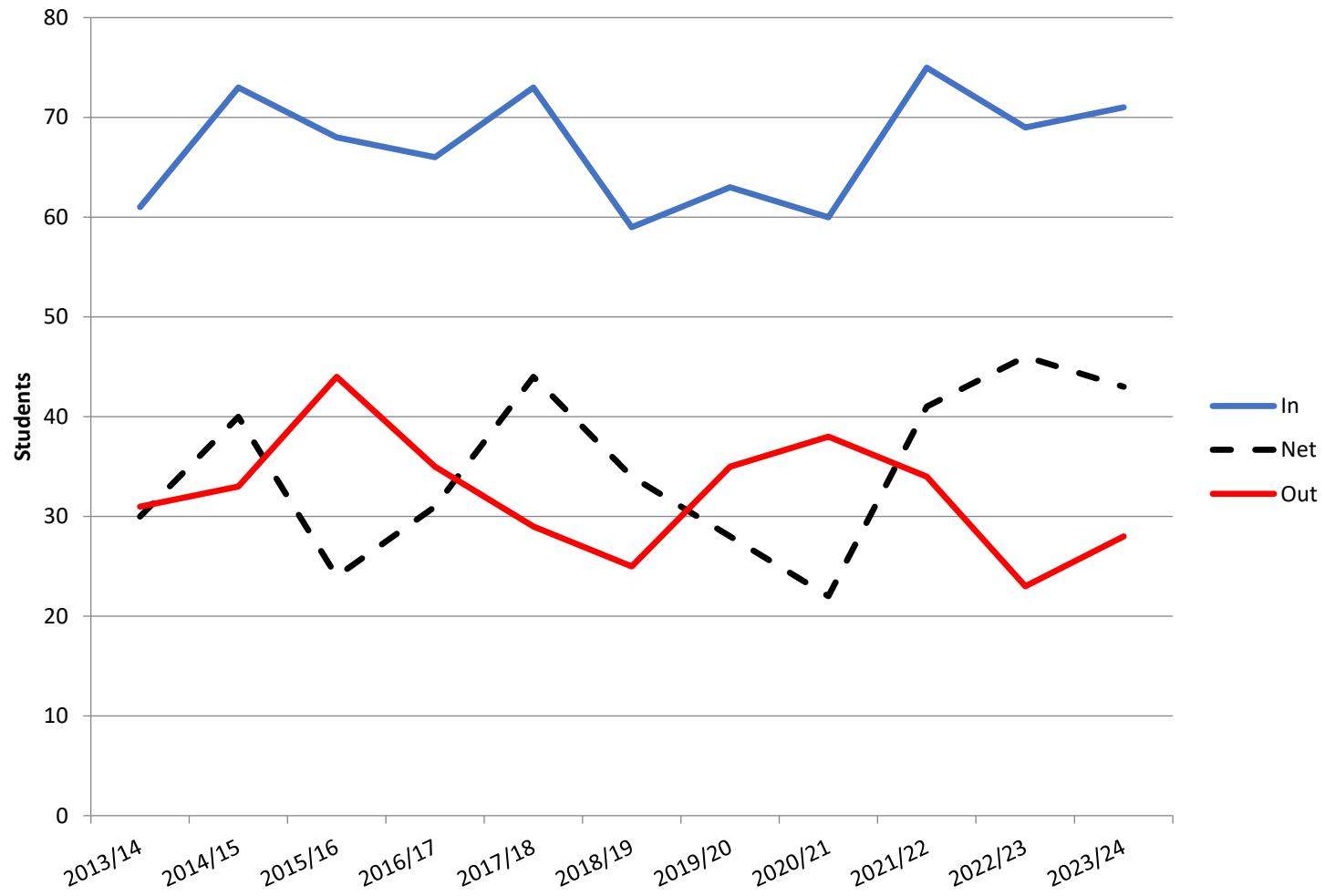


Residents	2012/13	2013/14	2014/15	2015/16	2016/17	2017/18	2018/19	2019/20	2020/21	2021/22
In District	222	216	219	239	210	187	184	202	201	182
Enrolled	189	184	185	187	174	158	157	167	158	143

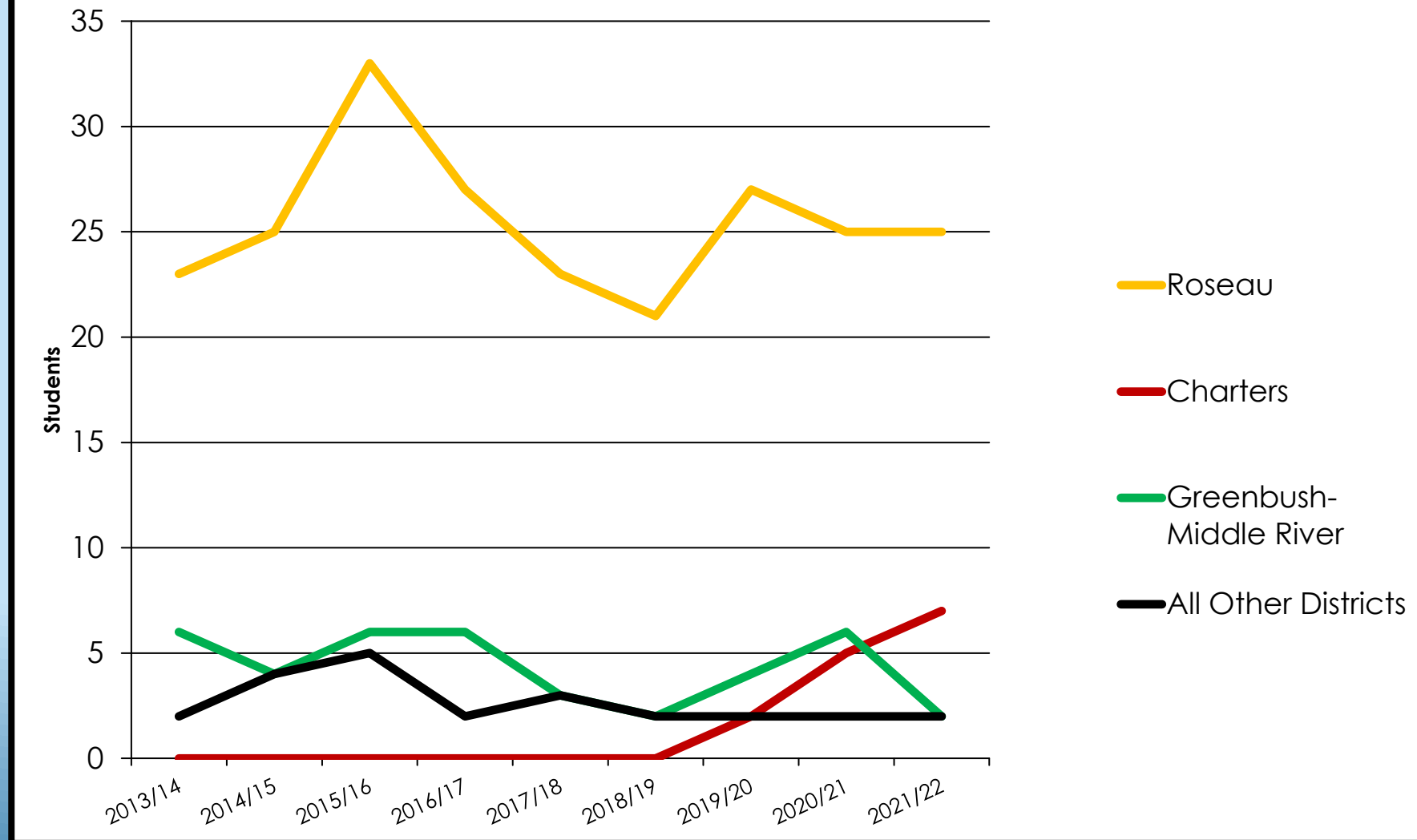
Source: MDE, district, Applied Insights North.

Badger K-12 Open Enrollment

Fig. D. Badger Open Enrollment Net Exchange,
2013/14-2023/24

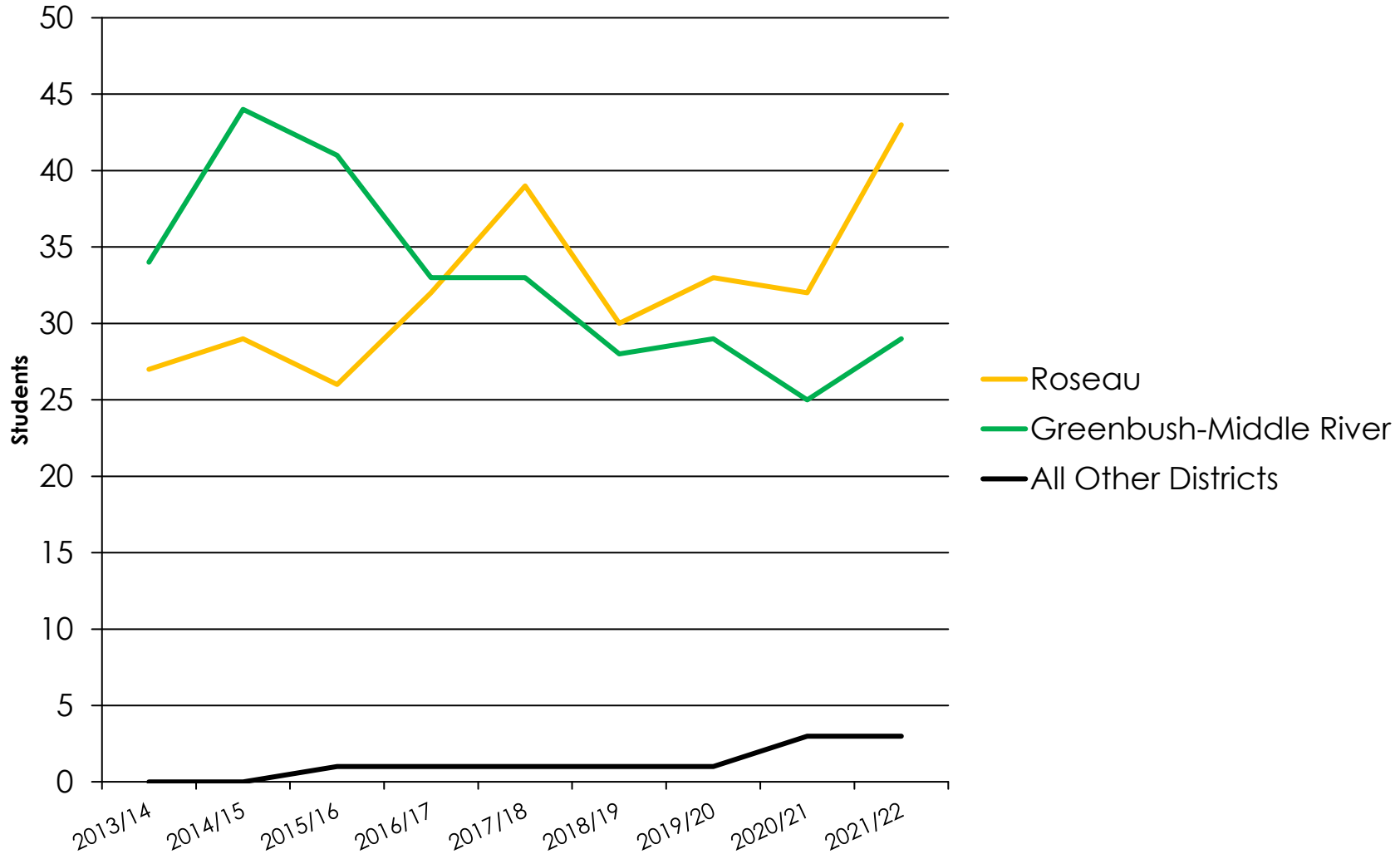


Open Enrollment **Out** by Destination District, 2013/14—2021/22



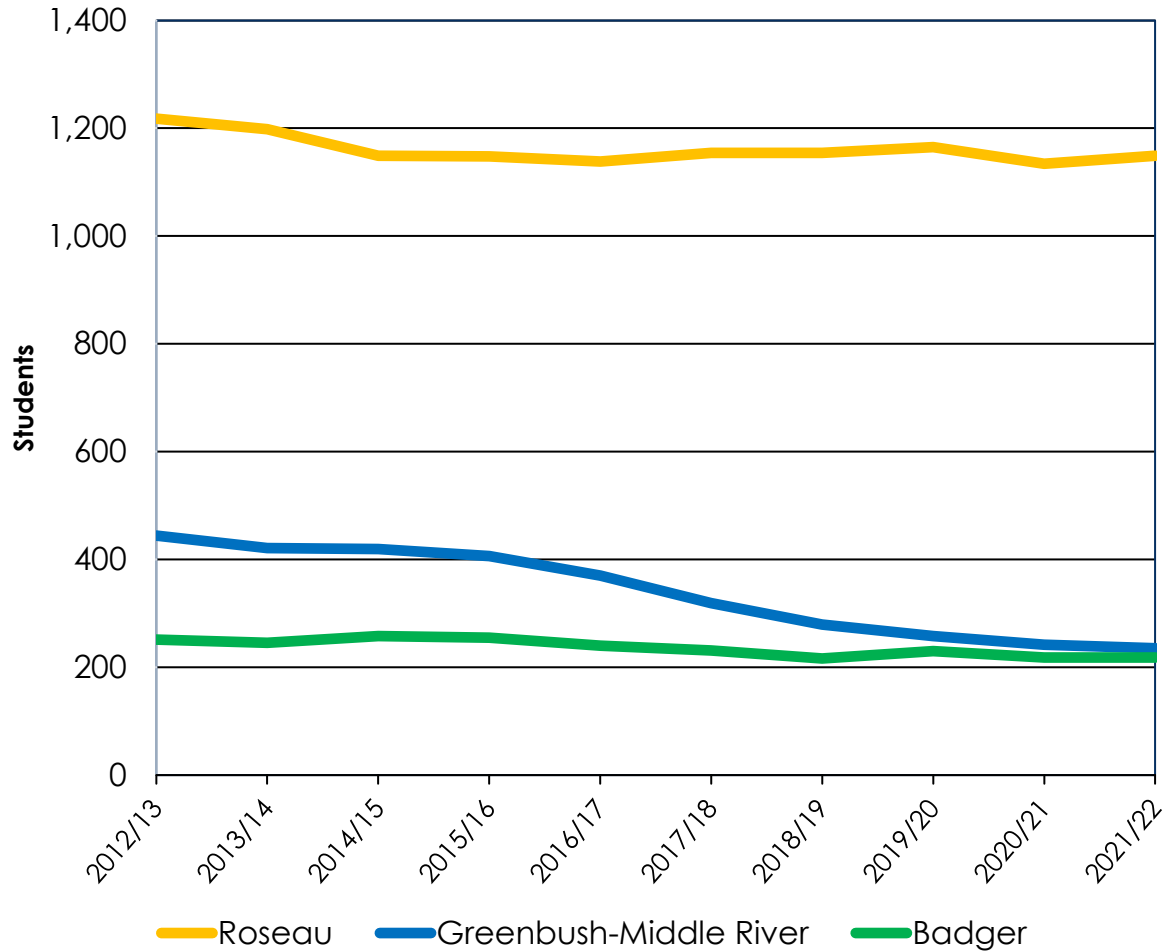
Source: MDE, district.

Open Enrollment In by Source District, 2013/14—2021/22



Source: MDE, district.

K-12 Enrollment for Badger, Roseau, Greenbush-Middle River Districts, 2012/13—2021/22



Context: Area Schools

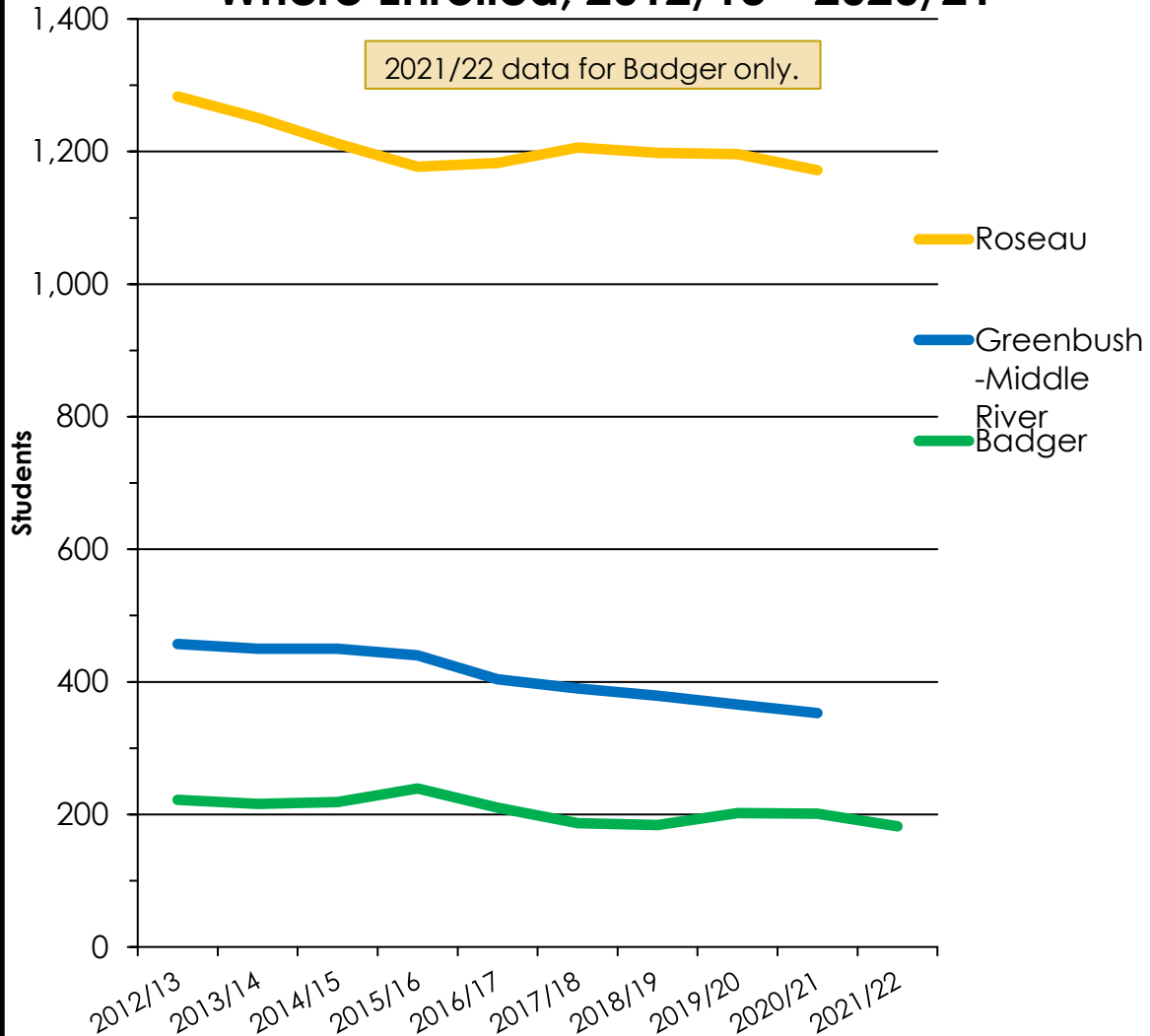
All three districts declined over the time period.

Greenbush-Middle River dropped 47.1% (444 to 235) due to fewer students living in district and open enrollment losses (boosted by issues related to a school closure).

Roseau declined 5.7% (1,218 to 1,149) but has been stable since 2014/15.

Badger decreased 13.1% (251 to 218).

Resident K-12 Students Regardless of Where Enrolled, 2012/13—2020/21



Source: MDE, district.

Resident Student Base

This chart shows the number of resident students living within each district regardless of where they actually were enrolled. This removes the distortion caused by open enrollment and shows each district's "pool" of students

Every district lost students over the time period.

Greenbush-Middle River declined 22.8% (104 students from 457 to 353).

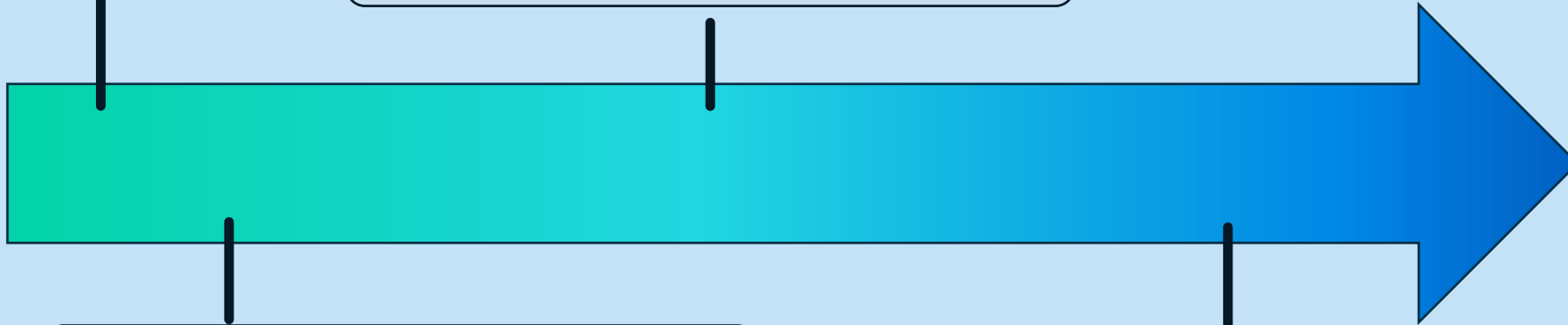
Roseau declined 8.7% (111 students from 1,283 to 1,172).

Badger dropped 9.5% through 2020/21 but by 18.0% measured through 2021/22 (21 students from 222 to 201).

Analyze 2000-2020 trends:
Changes in age groups
Births per year

Future: Estimating Births and Kindergarteners

Add in estimates & projections



Key factor is women age 15-44

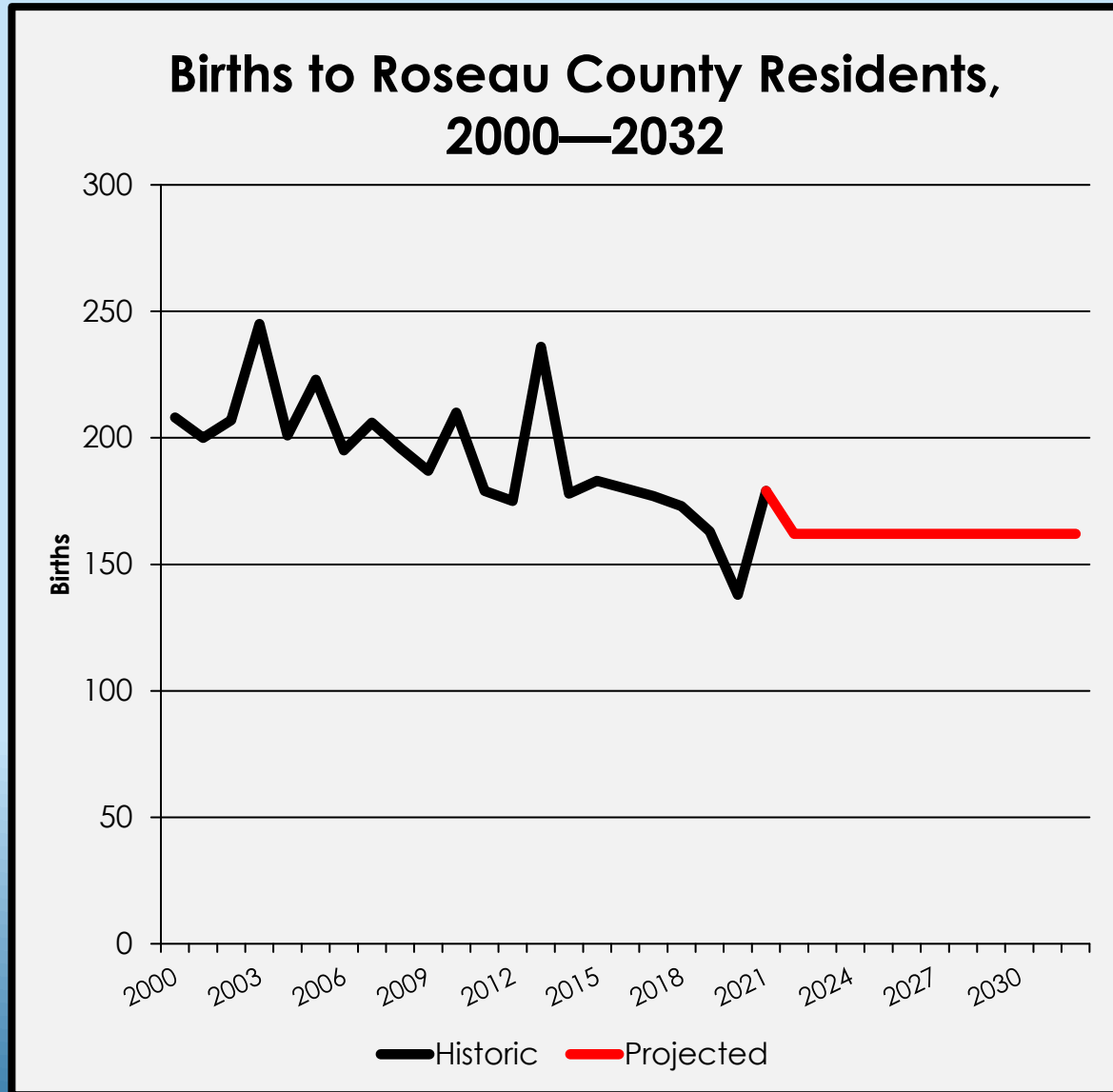
Evaluate optional
fertility rates

Sources: US Census
State projections
State Department of Health.

Area Development Review

- Roseau County has a strong economy founded on long-established, locally-grown manufacturing and agriculture. Manufacturers are making significant investments; issue for them is attracting and holding workers and the major factor in that is the lack of sufficient affordable housing. Agricultural sector is strong but ongoing farm consolidations have decreased number of farms and people living in rural areas.
- Major residential development has been occurring in Roseau and Warroad where various city and other incentives have played major role. No housing development of any consequence will occur outside of a city.
- Badger is a solid bedroom community with nice amenities including the school and an array of businesses and services. Most people commute elsewhere to work.
- City-owned land in Badger is available for residential development and several new homes have been or are being built. There is room for additional development within the city. No major developments are known to be in the works.

Estimating Future Births & Kindergartners



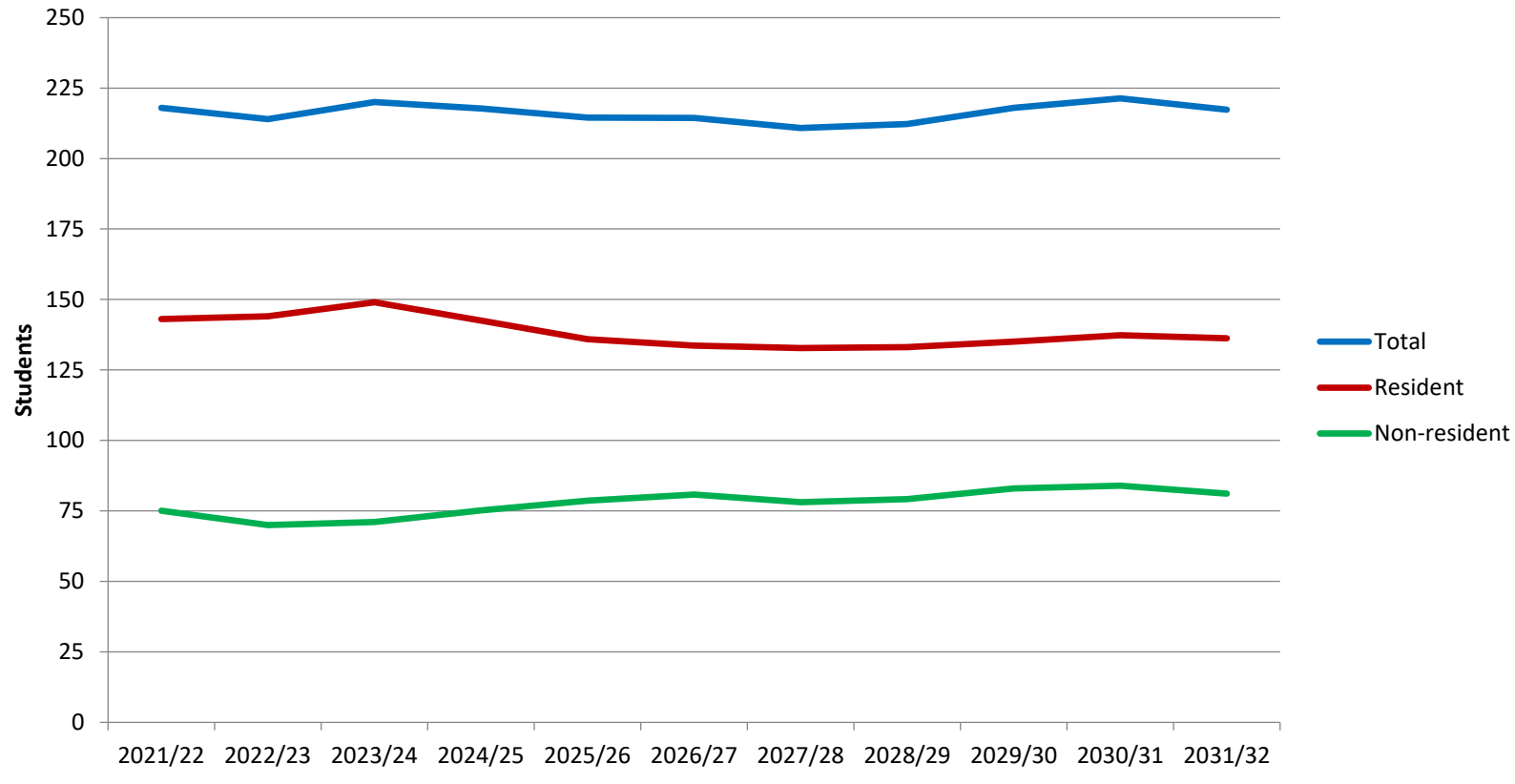
A key step in estimating future kindergarten classes is understanding trends in births to residents.

Alternative birth projections were generated based on average birth rates over different time periods. The enrollment projection uses the one covering 2010-21 which is in the middle of the various projection ranges.

Badger K-12 Enrollment Projection to 2031/32

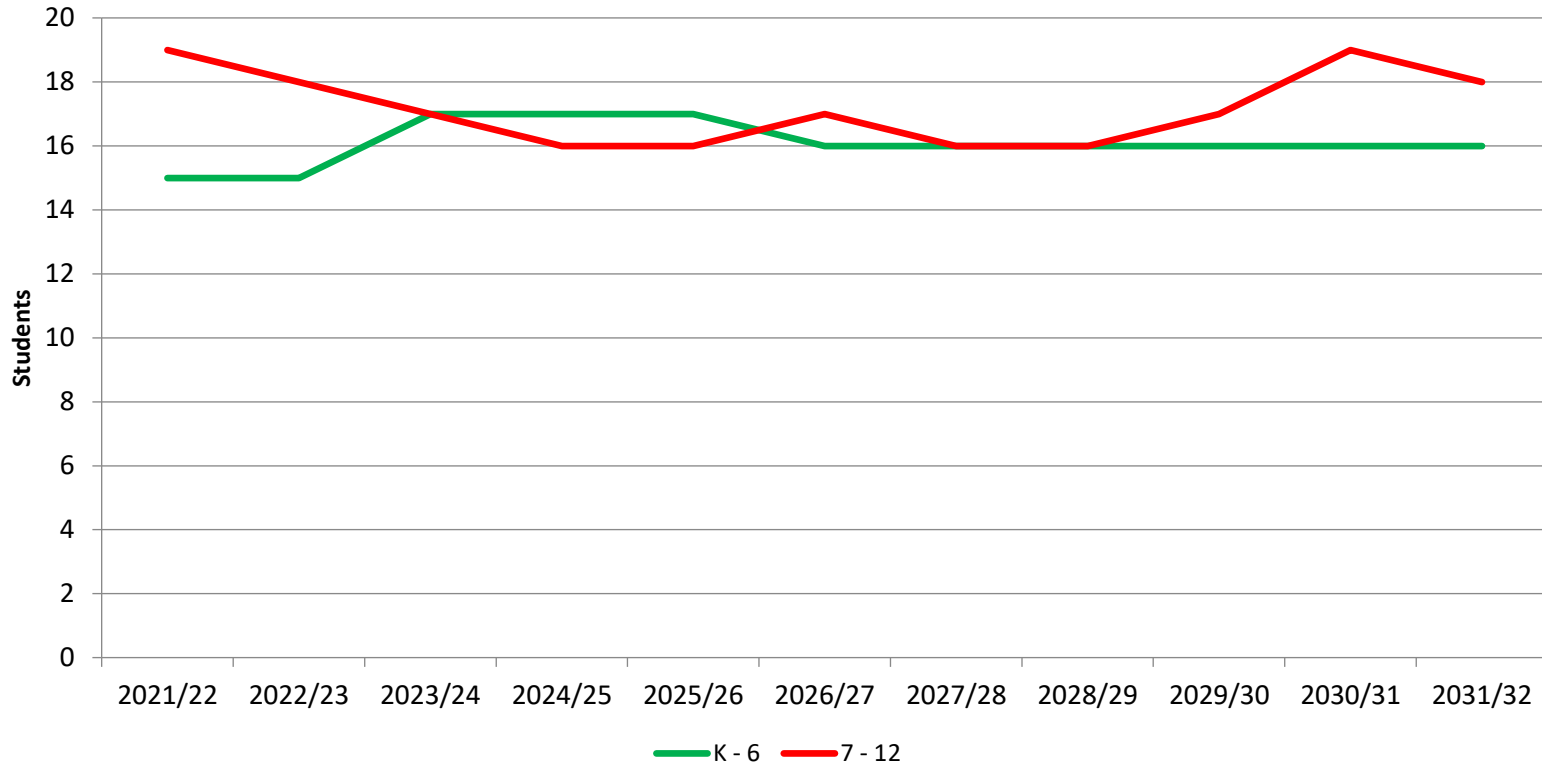
Grade	2021/22	2022/23	2023/24	2024/25	2025/26	2026/27	2027/28	2028/29	2029/30	2030/31	2031/32
K	14	12	17	14	14	14	15	14	15	14	15
1	17	14	17	18	15	15	15	16	15	16	15
2	18	17	13	17	18	15	15	15	16	15	16
3	18	19	18	13	17	19	15	15	15	17	15
4	12	20	19	19	14	18	19	16	16	16	17
5	12	12	21	19	19	14	18	19	16	16	16
6	15	12	13	21	19	19	14	18	19	16	16
7	16	15	12	14	22	20	20	15	19	21	17
8	21	22	16	12	14	22	20	20	15	19	21
9	20	18	20	15	11	13	21	19	18	14	18
10	20	19	16	19	14	11	12	20	18	18	14
11	15	19	20	16	20	15	11	13	21	18	18
12	20	15	18	20	16	20	15	11	13	21	18
Total	218	214	220	218	215	214	211	212	218	221	217
K – 6	106	106	118	121	116	114	112	114	113	110	111
7 – 12	112	108	102	96	98	101	99	98	105	111	106

Badger K-12 Enrollment Projection to 2031/32



	2021/22	2022/23	2023/24	2024/25	2025/26	2026/27	2027/28	2028/29	2029/30	2030/31	2031/32
Resident	143	144	149	143	136	134	133	133	135	137	136
Non-Res.	75	70	71	75	79	81	78	79	83	84	81
Total	218	214	220	218	215	214	211	212	218	221	217

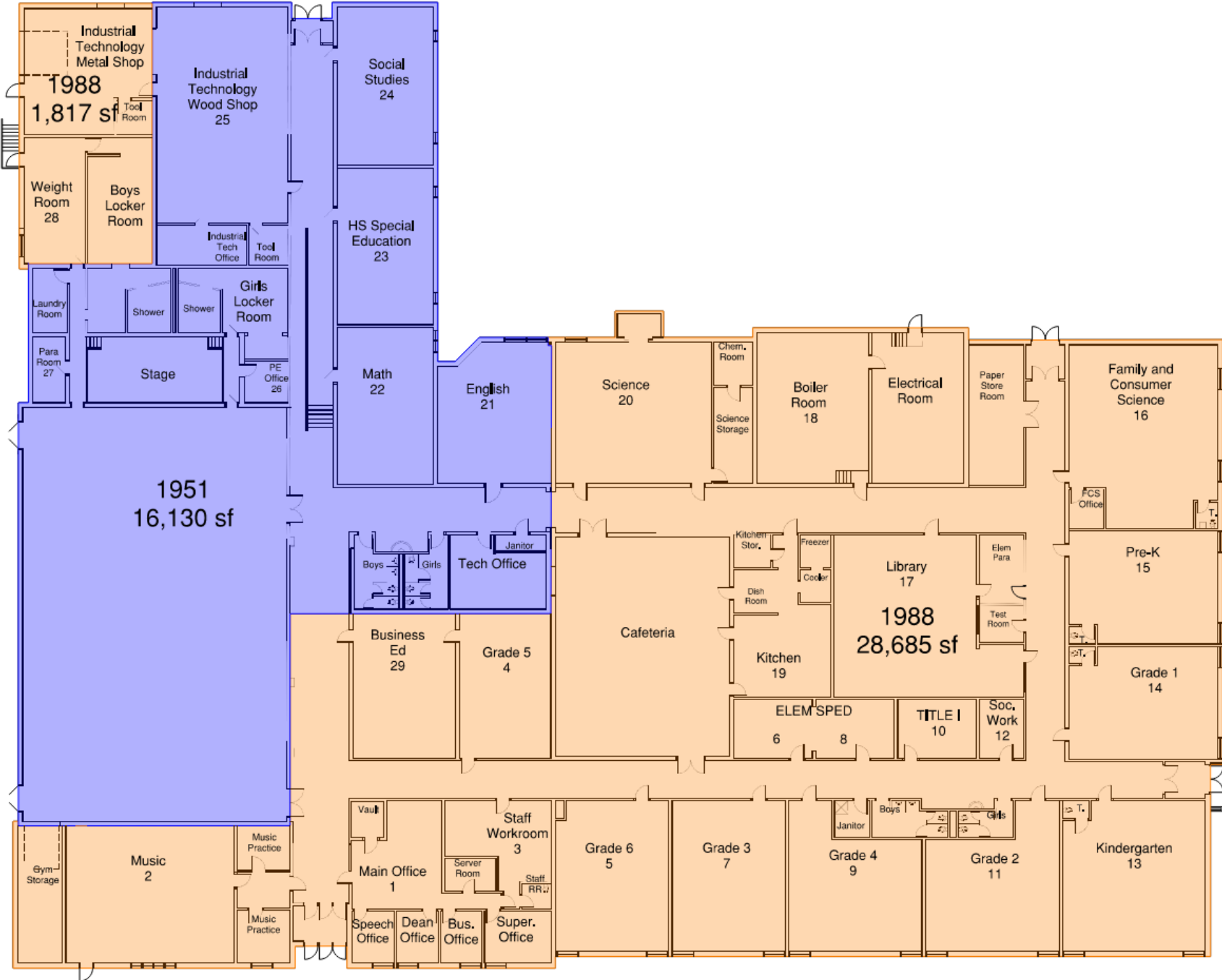
**Fig. P-2. Badger K-12 Enrollment Projection:
Average Grade Size by Grade Group**



	2021/22	2022/23	2023/24	2024/25	2025/26	2026/27	2027/28	2028/29	2029/30	2030/31	2031/32
K – 6	15	15	17	17	17	16	16	16	16	16	16
7 – 12	19	18	17	16	16	17	16	16	16	17	19

Questions & Answers

Facility Tour



Ages of Building