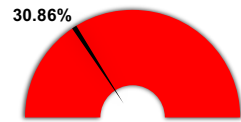


Educational | Operations and Maintenance | Transportation | IMRF | Working Cash | Tort

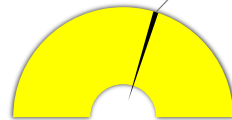
For the Period Ending February 28, 2021

**Projected Year-End Balances
as % of Budgeted Revenue**



Actual YTD Revenues


58.74%



Projected YTD Revenues
61.88%

Actual YTD Local Sources


55.15%



Projected YTD Local Sources
62.29%

Actual YTD State Sources

62.73%



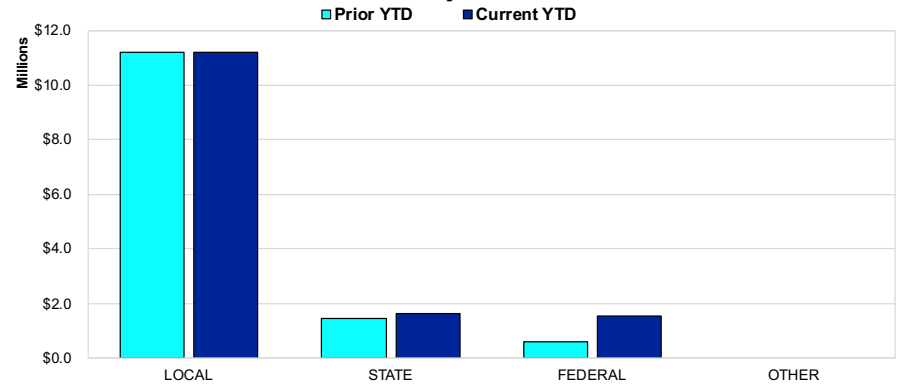
Projected YTD State Sources
61.42%

All Funds | Top 10 Sources of Revenue YTD

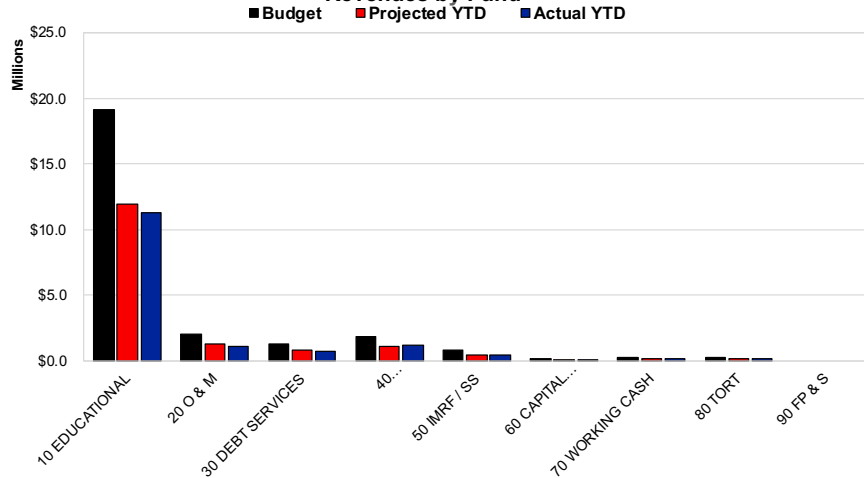
Ad Valorem Taxes	\$11,548,688
Unrestricted Grants-in-Aid	\$1,149,162
Food Service	\$878,755
State Transportation Reimbursement	\$378,423
Restricted Grants-In-Aid Received from the Federal Govt Thru	\$307,815
Textbook Income	\$238,922
Federal Special Education	\$205,978
Title I	\$98,799
Other Revenue from Local Sources	\$56,730
3900s	\$51,103

Percent of Total Revenues Year-to-Date 98.92%

Revenues by Source



Revenues by Fund



Revenues by Source

