



UNITED INDEPENDENT SCHOOL DISTRICT INFORMATIONAL ITEM

TOPIC: 2014 Summer Administration Results for the Texas Assessment of Knowledge and Skills (TAKS) and State of Texas Assessments of Academic Readiness (STAAR) End of Course (EOC) Exams

SUBMITTED BY: Emma S. Leza, Executive Director of Instructional Accountability

OF: Curriculum & Instruction Department

APPROVED FOR TRANSMITTAL TO SCHOOL BOARD: _____

DATE ASSIGNED FOR BOARD CONSIDERATION: September 17, 2014

INFORMATIONAL REPORT:





TAKS and STAAR End of Course results for 2013-2014 Summer Administration.

2014 JULY EXIT LEVEL RETEST REPORT







MATH





SOCIAL STUDIES

CAMPUS	EXIT LEVEL			EXIT LEVEL		
	Need to Test	% Passed	Pending Mastery	Need to Test	% Passed	Pending Mastery
 United High School	33	9%	30	5	40%	3
 United South High School	18	28%	13	1	0%	1
 Alexander High School	14	0%	14	0	N/A	0
 Lyndon B. Johnson High School	39	18%	32	5	20%	4
DISTRICT	104	14%	89	11	27%	8

SCIENCE

ELA

CAMPUS	EXIT LEVEL			EXIT LEVEL		
	Need to Test	% Passed	Pending Mastery	Need to Test	% Passed	Pending Mastery
 United High School	14	43%	8	16	6%	15
 United South High School	7	57%	3	8	25%	6
 Alexander High School	7	29%	5	9	0%	9
 Lyndon B. Johnson High School	13	23%	10	15	20%	12
DISTRICT	41	37%	26	48	13%	42

CAMPUS	Number of Students Pending TAKS Assessments
 United High School	39
 United South High School	14
 Alexander High School	19
 Lyndon B. Johnson High School	41
DISTRICT	113

As of July 31, 2014

2014 JULY STAAR End of Course Results

CAMPUS	Results	English I	English II	Algebra I	Biology	US History
 United High School	Total Tests	298	292	104	41	33
	Met Standard	138	91	32	15	10
	% Met Standard	46%	31%	31%	37%	30%
 United South High School	Total Tests	352	294	105	46	30
	Met Standard	157	97	36	18	6
	% Met Standard	45%	33%	34%	39%	20%
 Alexander High School	Total Tests	218	128	84	36	15
	Met Standard	108	43	45	15	6
	% Met Standard	50%	34%	54%	42%	40%
 Lyndon B. Johnson High School	Total Tests	365	276	119	74	45
	Met Standard	117	88	33	26	6
	% Met Standard	32%	32%	28%	35%	13%
 UISD	Total Tests	1233	990	412	197	123
	Met Standard	520	319	146	74	28
	% Met Standard	42%	32%	35%	38%	23%