

MANSFIELD ISD BOARD OF TRUSTEES / SUPERINTENDENT KEY STRATEGIC MEASURES

Goal 1: Remains focused on the Board's goals and priorities, annually evaluating its performance as a team, with attention given to the district's vision and goals; fulfilling the board's duties, responsibilities, and commitments; and the board's working relationship with the superintendent.

Goal 2: Ensure the equitable distribution of resources, opportunities, and experiences based on the diverse needs of students and schools

October 2025 Board Scorecard Summary Report

1. Vision and Goals

#	Dashboard Measure	Goal	Status	Correction Needed
1.1	% Reading on Level by start of 3rd grade	82%	No Report	
1.2	% of students mastering Algebra 2	80%	No Report	
1.3	% of students Life Ready	80%	No Report	
1.4	% of students graduating College and/or Career Ready	88%	No Report	

2. Systems and Processes

#	Dashboard Measure	5-year Goal	Status	Correction Needed
2.1	Receiving Reports for Qualifying Student Groups in Domain 3 Meet or Exceed the State Threshold for Reading and Math	Receive reports 3 times per year	No Report	
2.2	System Reports	100% of identified systems will be presented	No Report	
2.3	Student Focused Agenda	≥55% of time focused on improving student outcomes		
2.4	Length of Board Meetings	Between 1.5-2 hours		
2.5	Length of Executive Session	Between 1 and 1.5 hours		

3. Continuous Improvement

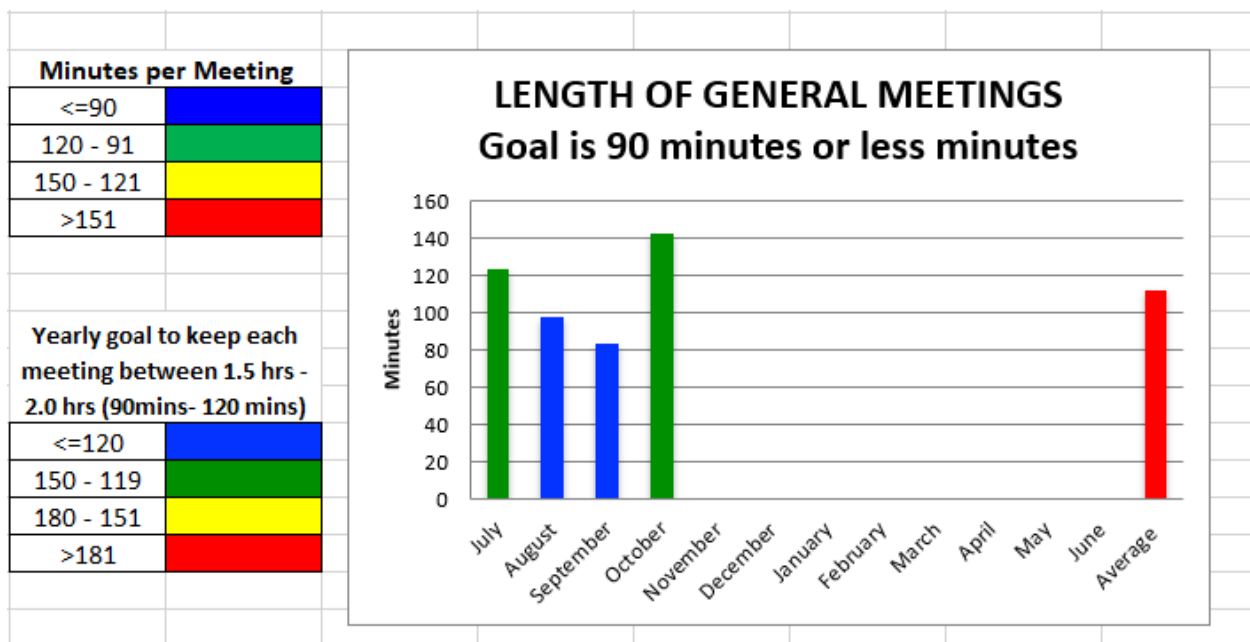
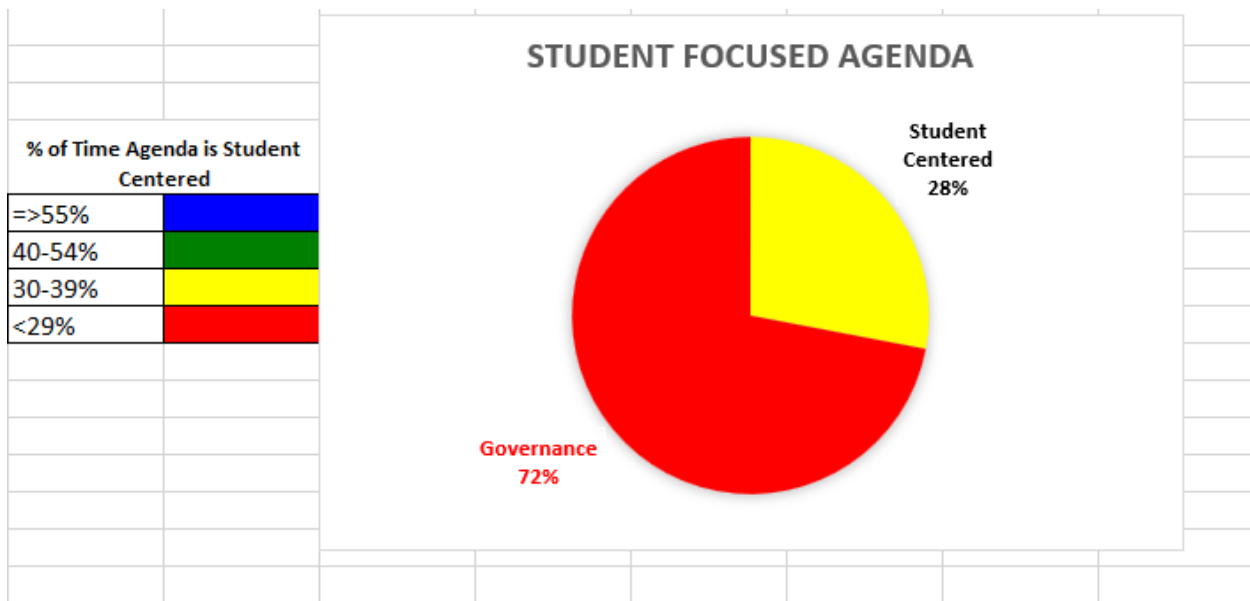
#	Dashboard Measure	5-year Goal	Status	Correction Needed
3.1	Board Member Required Training	Existing board members ≥20 hours New board members ≥30 hours	No Report	

4. Progress and Accountability

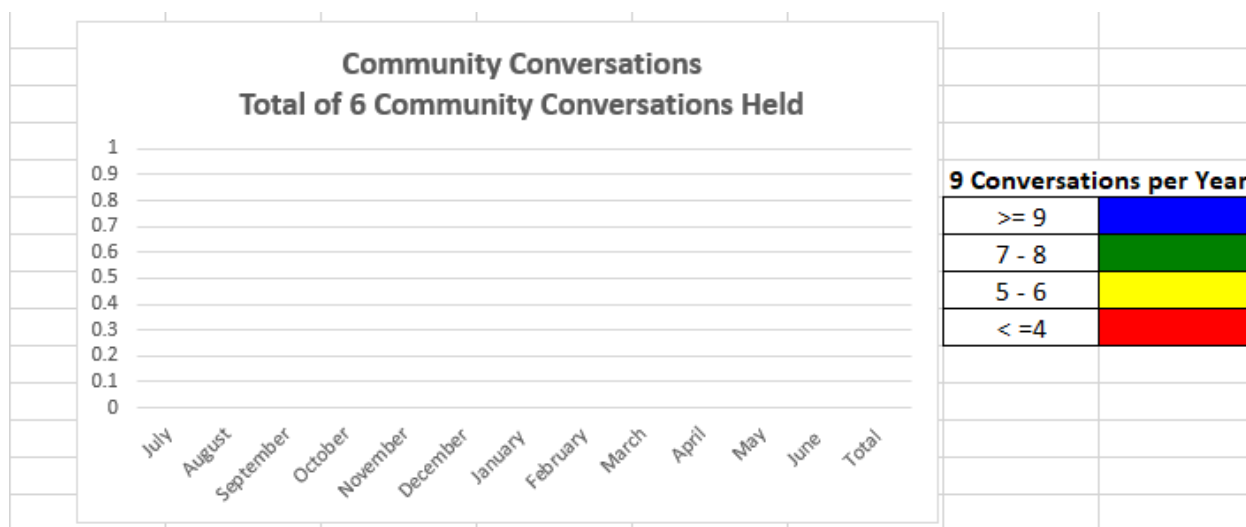
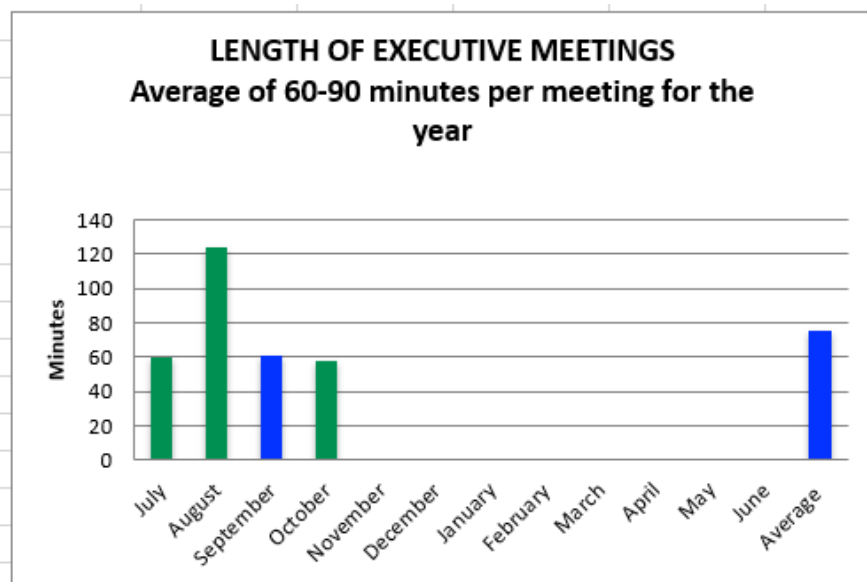
#	Dashboard Measure	5-year Goal	Status	Correction Needed
---	-------------------	-------------	--------	-------------------

4.1	Board Committees	Board members on at least 3 committees. Committee reports at least 2 times per year.	No Report	
4.2	Compliance with Board Operating Procedures	Review once per year 100% compliance	No Report	
5. Advocacy and Engagement				
#	Dashboard Measure	5-year Goal	Status	Correction Needed
5.1	Community Conversations	≥ 6 per year, depending on community needs		
5.2	Board Members Visible at School Events	≥ 7 events per semester		
5.3	Board Members Visible at Community Events	100% attendance at designated community events		
5.4	Legislative Contacts	Minimum of one face-to-face meeting with at least 5 of our elected officials		
6. Synergy and Teamwork				
#	Dashboard Measure	5-year Goal	Status	Correction Needed
6.1	Team of 8/Progress Meetings	≥ 3 per year		

[illegible]



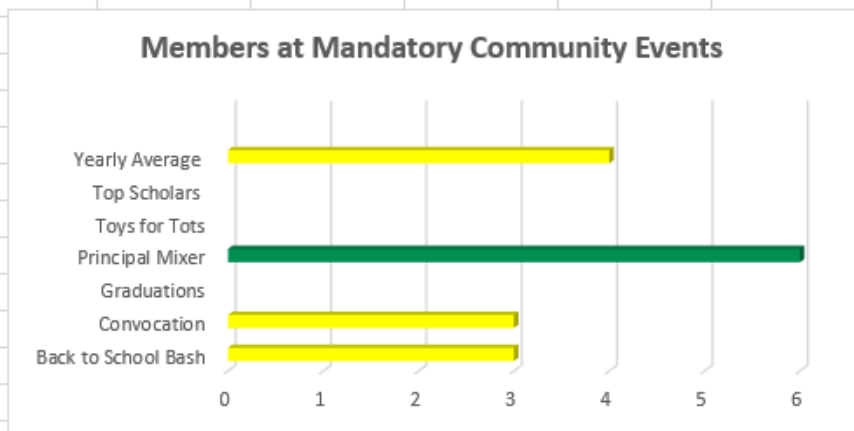
Minutes per Meeting	
<=90	Blue
120 - 91	Green
150 - 121	Yellow
>180	Red



9 Conversations per Year	
>= 9	Blue
7 - 8	Green
5 - 6	Yellow
< =4	Red

100% Attendance, 7 board members in attendance at each	
7	Blue
5-6	Green
3-4	Yellow
<2	Red

Yearly over all Attendance, 7 board members at each event	
80%-90%	Blue
70%-79%	Green
60%-69%	Yellow
50%-59%	Red



# of Times Contacted	
> 6	Blue
4 - 5	Green
2 - 3	Yellow
< 2	Red

