



Advanced Academics Update
2019-2020 Data



Mission

The mission of the Cedar Hill ISD Advanced Academics department is to create and support a cognitively challenging district wide program that engenders student innovation and academic independence. Through passion and commitment to **ALL** scholars, the Advanced Academics Department serves to eliminate barriers, provide equitable access, and ensure that the program reflects the diversity of the student population.

Lone Star Governance Goals

CEDAR HILL ISD

STUDENT OUTCOME GOALS

S.O.G. 1

Increase the percentage of scholars graduating CCMR.

S.O.G. 2

Increase the percentage of 3rd grade (all students) scholars reading at/or above grade level.

S.O.G. 3

Increase the percentage of Algebra 1 scholars scoring Meets or above will increase.

S.O.G. 4

Increase the percentage of scholars participating in extra-curricular or co-curricular activities.



Year-to-Year Goals

2018-2019 (Planning)	2019-2020 (Implementation)	2020-2021	2021-2022	2022-2023
<ul style="list-style-type: none"> • Increase total district-wide performance by $\geq 5\%$ for students earning a passing score (≥ 3) on the 2019 AP Exams • Increase AP participation rate 	<ul style="list-style-type: none"> • $\geq 30\%$ all AP test takers earn ≥ 3 on the 2020 AP Exams. • Increase AP participation rate by $\geq 2\%$ from 18-19 	<ul style="list-style-type: none"> • $\geq 40\%$ all AP test takers earn ≥ 3 on the 2021 AP Exams. • Increase AP participation rate by $\geq 2\%$ from 19-20 	<ul style="list-style-type: none"> • $\geq 50\%$ all AP test takers earn ≥ 3 on the 2022 AP Exams. • Increase AP participation rate by $\geq 2\%$ from year 20-21 	<ul style="list-style-type: none"> • $\geq 15\%$ of 2023 graduates earn an AP Diploma • Become an AP HONOR ROLL DISTRICT <ul style="list-style-type: none"> ○ Increase AP participation rate by $\geq 2\%$ from year 21-22 ○ $\geq 30\%$ AP test takers are Black & Hispanic ○ $\geq 30\%$ AP test takers qualify for free/reduced lunch ○ $\geq 70\%$ all AP test takers earn ≥ 3 on the 2023 AP Exams.

AP Progress Measures

MEASURE 1: AP ASSESSMENT SCORES (≥ 3)

DISTRICT GOAL 2023 (AP HONOR ROLL District)	DISTRICT 2019	YEAR 1 2018
70%	14%* _{COVID-19}	20%

MEASURE 2: AP PARTICIPATION

YEAR 5 2023	DISTRICT 2019	YEAR 1 2018
42%	36%	34%

2019–2020 Performance Data

District Goal

≥70% all AP test takers earn ≥3 on the 2023 AP Exams

	Collegiate HS		Cedar Hill HS		Total	
	Number of Tests Administered	Tests PASSED (Number) Percent	Number of Tests Administered	Tests PASSED (Number) Percent	Number of Tests Administered	Tests PASSED (Number) Percent
2019-2020	188	48 (26%)	479	43 (9%)	667	91 (14%)* _{COVID-19}
2018-2019	172	35 (20%)	669	136 (20%)	841	171 (20%)



Advanced Placement Enrollment Data



	Collegiate HS		Cedar Hill HS		Total
	# of Scholars Enrolled	# of Courses Offered	# of Scholars Enrolled	# of Courses Offered	# of Scholars Enrolled
2019-2020	157	6	764	19	921
2018-2019	165	4	727	16	892

Total Scholars

AP Course Offerings by Grade Level

Grade Level	9th grade		10th grade		11th grade				12th grade			Electives		
Course	AP Bio	AP Human	AP Chem	AP World	AP Lang	AP Cal	AP Phy	AP US His	AP Lit	AP Env Sci	AP Econ	AP Span Lang	AP Fine Arts	AP Psych
Number of Scholars Enrolled	28	132	16	158	136	15	13	115	82	19	55	42	5	2

Advanced Placement Response to Data

Performance Objective :

Percent of Scholars Passing the AP Assessment with a score 3 or higher and Percent of Scholars enrolling.

Strategies:

- Complete an internal audit of practices (instructional delivery / teacher support)
- Professional Development specific to AP teachers (alignment / best practices)
- NWEA/MAPS data use to determine student growth
- NWEA Assessment data used to identify potential AP Scholars
- Utilize AP Potential in conjunction with PSAT 8/9 (October) and PSAT NMSQT to support an increase in student enrollment
- Provide AP enrichment experiences

Dual Credit Data (add board goal)

District Goal

40% Earning Credit in Dual Credit Courses by 2024

Collegiate HS				Cedar Hill HS		
	# of Scholars Enrolled In DC	# of Scholars earning credit	# of Courses Offered	Number of Scholars Enrolled in DC	# of Scholars earning credit	# of Courses Offered
2019/20	351	345 (97% of total enrollment)	22	158	145 (6% of total enrollment)	16
2018/19	365	364 (99% of total enrollment)	25	87	79 (3% of total enrollment)	7

Fall 2020 Enrollment Data

- **Fall Enrollment totals**
- **Enrollment similar to 19-20**
- **Spring recruitment increased numbers**
- **Covid closure cancelled opportunities for TSIA**

Dual Credit Progress Measures

MEASURE 1: TSI CRITERIA (SAT, ACT, TSIA, College Prep)

DISTRICT GOAL 2024	DISTRICT 2018	DISTRICT 2019	YEAR 1 2020
55%	28%	32%	35%

MEASURE 2: DUAL CREDIT ENROLLMENT

YEAR 5 2024	DISTRICT 2018	DISTRICT 2019	YEAR 1 2020
40%	22%	24%	24%

Dual Credit

Response to Data

Performance Objective: Increase the percentage of students earning credit in a Dual Credit Course

Strategies:

- Increase dual credit course offerings to include elective and fine arts options
- Draft a strategic TSIA testing plan to increase dual credit eligibility
 - Reading - 8th Grade
 - Writing - 9th Grade
 - Math - Completion of Algebra II
- Increase strategic and intentional recruiting efforts
- Utilize Advanced Academics potential reports for recruiting efforts
- Work with Dallas College to determine ways to further support our scholars

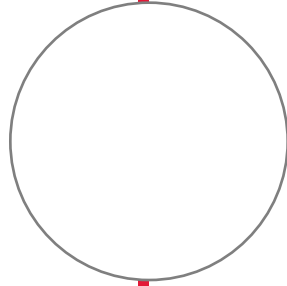
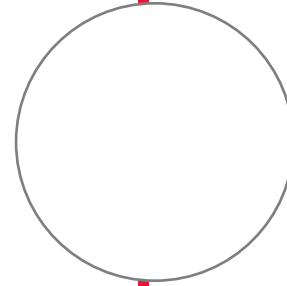
Additional Data

GT Population % in the District

2018 GT - 5.44%

2019 GT - 4.76%

2020 GT - 5.75%



Number of Scholars

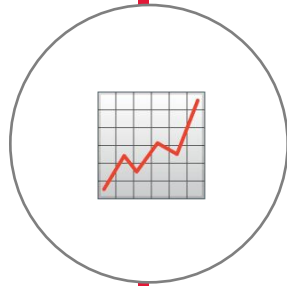
% Scoring Masters on STAAR

2018 Masters - 15%

2019 Masters - 17%

2020 Masters - n/a

(scholars did not test in 2020 due to COVID-19)



Number of Scholars

% Participating in Duke TIP

7th grade Duke TIP -

5 scholars

(2 received state recognition status)

4th - 6th grade Duke TIP -

5 scholars