


Rtl for SEL Concerns School Board Presentation

**“Could someone help me with these?
I’m late for math class.”**



December 17, 2018



BLOOMINGDALE

SCHOOL DISTRICT 13

Core Values

We, as a school district, are committed to:

- Ensuring every child will learn
- Treating everyone with honor and respect
- Working together to achieve

SEL Team Members

Jessica Kurpiel

Social Worker

Jamie McKay

School Psychologist

Carolyn Miller

School Psychologist

Dawn Reich

Guidance Counselor

Charla Treanor

Social Worker

Sheila Zagotta

Social Worker

Samia Hefferan

Special Education Coordinator

WHY is SEL Important ?

- Research says SEL has more of an impact than core content knowledge on overall long term success (Beland, 2007).
- The State of Illinois mandates we teach it.
- State of Illinois - Three Learning Standards
 - Self-awareness & self management
 - Interpersonal skills
 - Decision Making Skills



Research Tells Us ...

What We Gain & What We Lose

When Investing in SEL programs

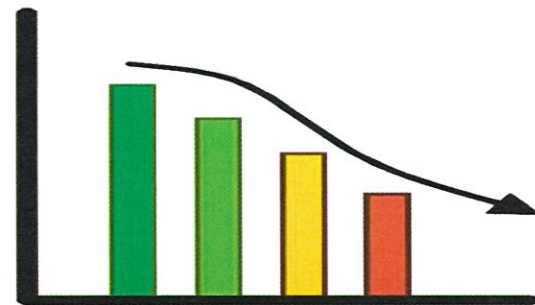
What We Gain

- Better Academic Performance
- Increased test scores
- Improved Attitudes
- Improved Behaviors
- Future Success for our students



What We Lose

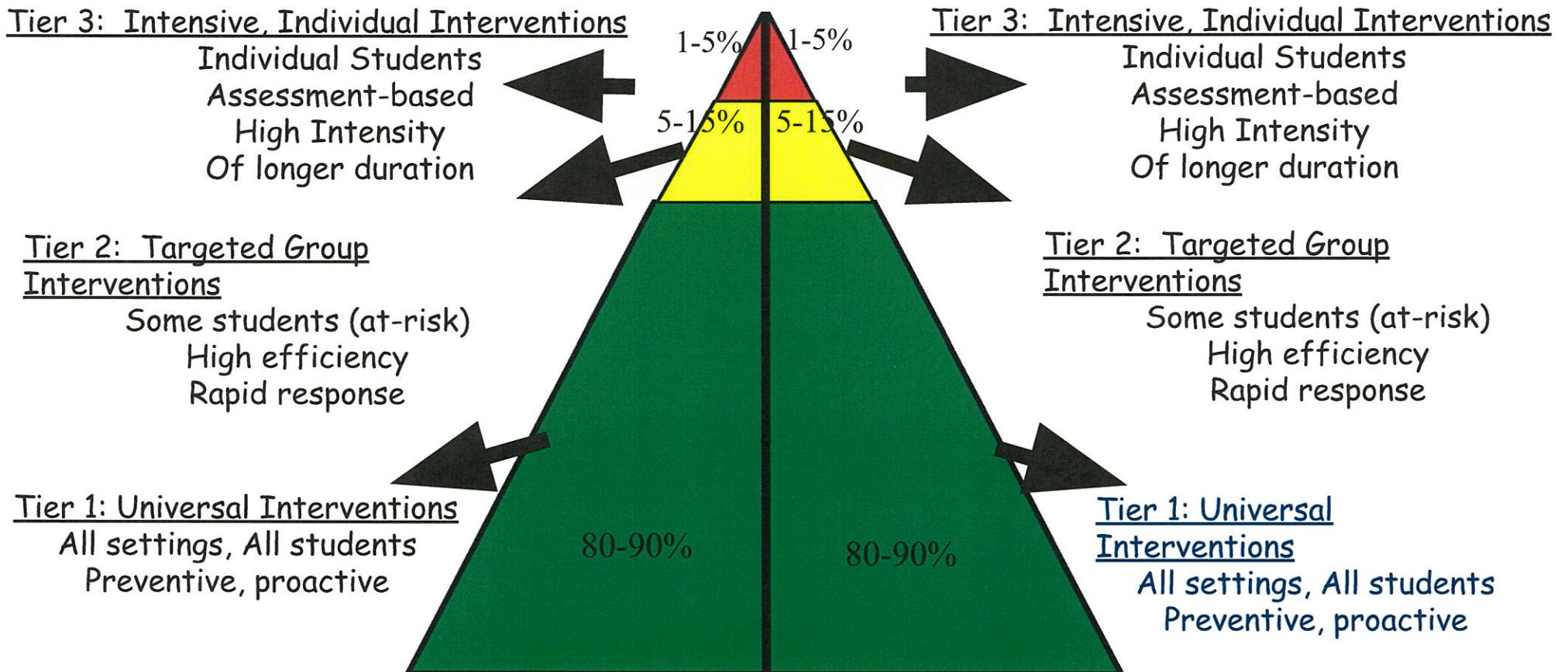
- Fewer Negative Behaviors
- Reduced emotional distress



Three Tiered Model of School Supports

Academic Systems

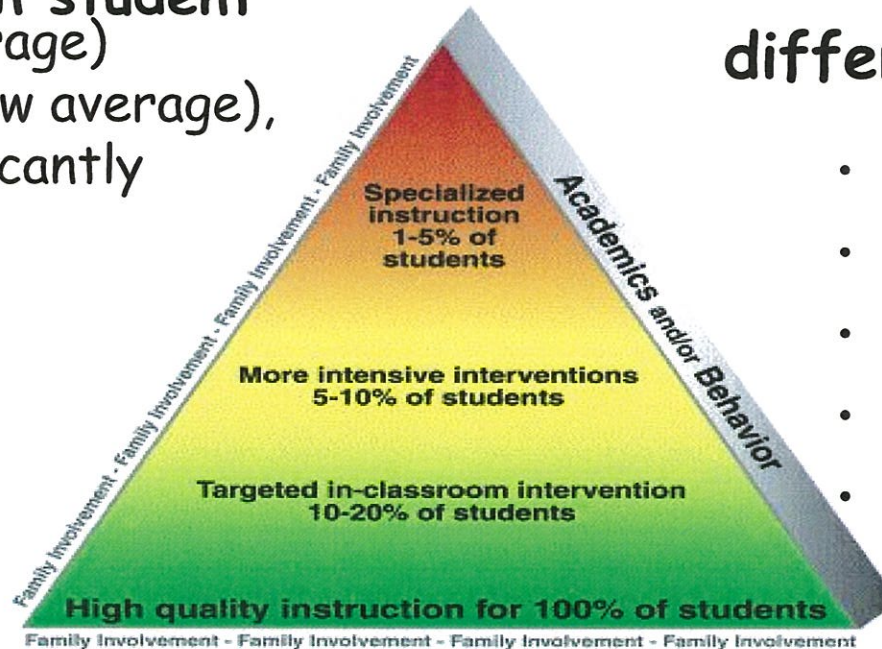
Behavioral Systems



What Does the SDQ Screener Tell Us?

The SDQ provides an overall score for each student

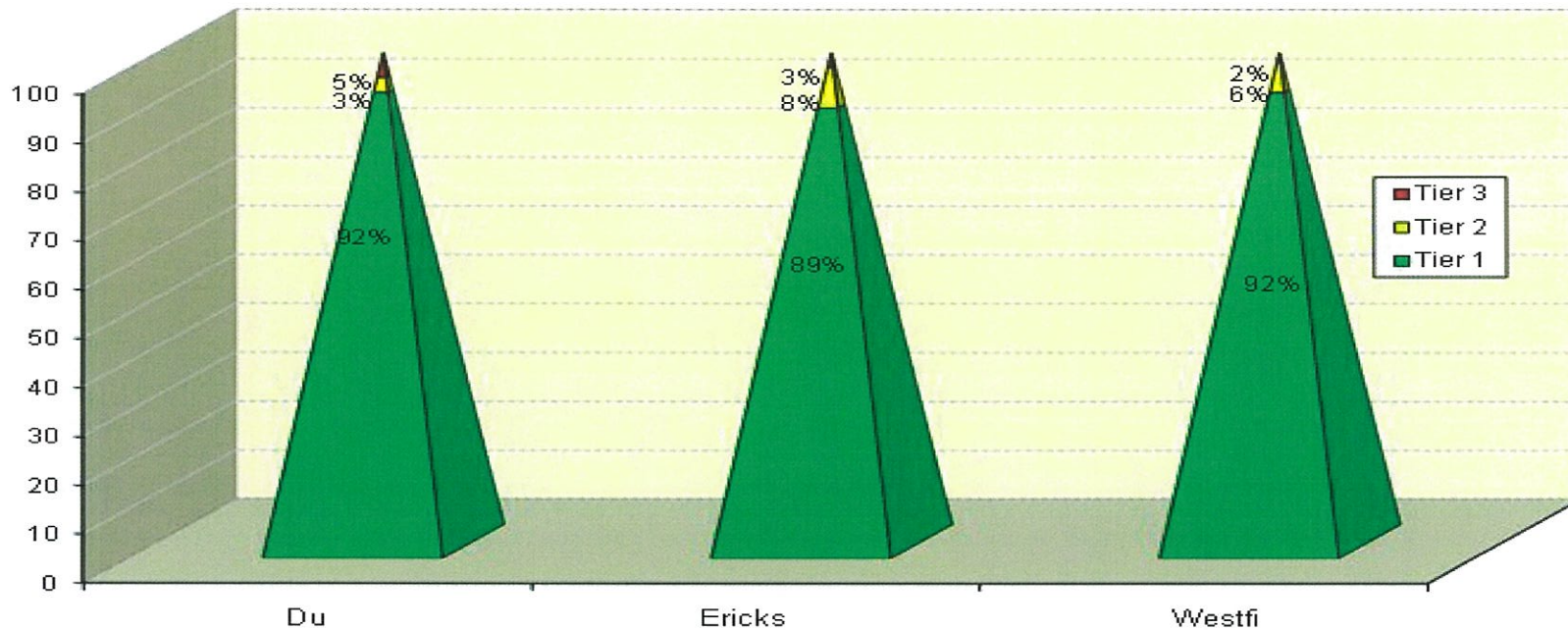
- Green (Average)
- Yellow (Below average),
- Red (Significantly discrepant)



The SDQ breaks down overall functioning into 5 different scales

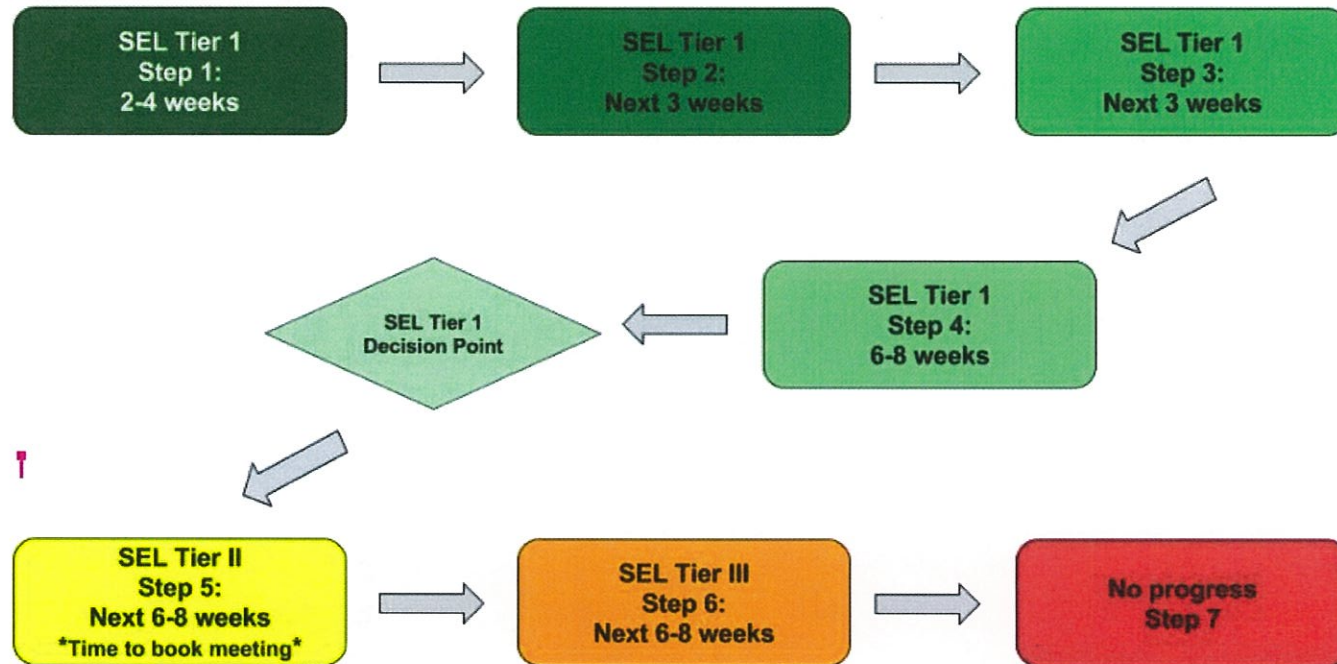
- Emotional Symptoms
- Conduct Problems
- Hyperactivity/Inattention
- Peer Relationship Problems
- Prosocial Behaviors

SDQ Results for Fall 2018



	DuJardin	Erickson	Westfield
Red	5 5%	3 3%	2 2%
Yellow	3 3%	8 8%	6 6%
Green	92 92%	89 89%	92 92%

SEL Rtl Process




- Process parallels Rtl for academics
- The process is instructional and collaborative
- The goal is to meet student needs

Social Emotional Learning

Systems Change - Four Year Process

“The Journey”



YOU are a piece 
of the *puzzle*
in someone else's life.
You may **NEVER**
KNOW where you fit,
but *others* will fill
the holes in their lives with
PIECES of YOU

